



2018

Annual Financial Report

INCLUDING ANNUAL REPORT OF
NONFINANCIAL DATA





Texas Parks and Wildlife Department **Annual Financial Report**

For the Fiscal Year Ended
August 31, 2018

For accessibility assistance with this document, contact TPWD by email at accessibility@tpwd.texas.gov, on a Text Telephone (TTY) at (512) 389-8915, or by Relay Texas at 7-1-1 or (800) 735-2989.



Life's better outside.®

November 20, 2018

Commissioners

Ralph H. Duggins
Chairman
Fort Worth

S. Reed Morian
Vice-Chairman
Houston

T. Dan Friedkin
Houston

Anna B. Galo
Laredo

Bill Jones
Austin

Jeanne W. Latimer
San Antonio

James H. Lee
Houston

Dick Scott
Wimberley

Kelcy L. Warren
Dallas

Lee M. Bass
Chairman-Emeritus
Fort Worth

Carter P. Smith
Executive Director

The Honorable Greg Abbott, Governor
The Honorable Glenn Hegar, Texas Comptroller
Ursula Parks, Director, Legislative Budget Board
Lisa Collier, CPA, CFE, CIDA, First Assistant State Auditor


Dear Governor Abbott, Comptroller Hegar, Ms. Parks and Ms. Collier:

We are pleased to submit the annual financial report of the Texas Parks and Wildlife Department for the year ended August 31, 2018, in compliance with Texas Government Code Annotated, Section 2101.011, and in accordance with the requirements established by the Comptroller of Public Accounts.

Due to the statewide requirements embedded in Governmental Accounting Standards Board (GASB) Statement No. 34, *Basic Financial Statements – and Management's Discussion and Analysis – for State and Local Governments*, the Comptroller of Public Accounts does not require the accompanying annual financial report to comply with all the requirements in this statement. The financial report will be considered for audit by the state auditor as part of the audit of the State of Texas *Comprehensive Annual Financial Report (CAFR)*; therefore, an opinion has not been expressed on the financial statements and related information contained in this report.

If you have any questions, please contact Ms. Sylvette L. Ford, at (512) 389-4719. Mr. Brock Talley may be contacted at (512) 389-8679 for questions related to the Schedule of Expenditures of Federal Awards.

Sincerely,


Michael J. Jensen
Chief Financial Officer

Texas Parks and Wildlife Commissioners



The Honorable Ralph H. Duggins, Chairman

Ralph H. Duggins was appointed to the Commission by Governor Rick Perry on February 21, 2008 and was reappointed by the Governor for another six-year term in 2013. He has served as Vice-Chairman since November 3, 2011. On January 19, 2018 was appointed Chairman by Governor Greg Abbott. Ralph Duggins is a native of Jefferson City, Missouri. He is a partner with the Fort Worth and Dallas law firm, Cantey Hanger LLP, where he specializes in civil and commercial litigation. He is a graduate of Southern Methodist University and of the University of Missouri Law School. Duggins is a Director of the Southwestern Exposition and Livestock Show and a board member of The Peregrine Fund. He is a former Director of Lena Pope Home and JP Morgan Chase Bank Tarrant County. He previously served as Chair of the Board of Cook Childrens Healthcare System. Duggins is an avid fly fisherman and hunter.



The Honorable S. Reed Morian, Vice-Chairman

S. Reed Morian was appointed to the Texas Parks and Wildlife Commission by Governor Rick Perry in 2009 and reappointed by Governor Greg Abbott in 2015 to a six-year term which will expire on February 1, 2021. On January 25, 2018, he was elected Vice-Chairman of the Commission. Morian serves as Chairman/CEO of DX Service Company, Inc. in Houston. He is very active in the Houston community, serving on the Board of the Houston Livestock Show and Rodeo and past Chairman of the Houston Parks Board and the Houston Museum of Natural Science. He received his Bachelor's degree from the University of Oklahoma.



Texas Parks and Wildlife Commissioners



The Honorable Lee Marshall Bass, Chairman-Emeritus

Lee Marshall Bass was appointed to the Commission by Governor William P. Clements, Jr. on February 20, 1989 to a six-year term. On February 24, 1995, he was named Chairman and reappointed for another six-year term by Governor George W. Bush. On August 29, 2001, he was named Chairman-Emeritus by Governor Rick Perry; graduate of Yale University and the Wharton School of the University of Pennsylvania. He serves on the boards of the Sid W. Richardson Foundation, The Peregrine Fund, the International Rhino Foundation and Vanderbilt University.



The Honorable T. Dan Friedkin

T. Dan Friedkin was appointed to the Commission by Governor Rick Perry on May 9, 2005 and was reappointed by Governor Perry to another six-year term in 2011. He served as Chairman from September 1, 2011 through December 31, 2013 and again from July 29, 2015 to January 19, 2018. Friedkin is Chairman and Chief Executive Officer of Friedkin Group, with responsibility for companies and investments principally in the automotive industry. These include Gulf States Toyota, the world's fourth largest privately held Toyota distributorship. Friedkin is an avid outdoorsman who is active in wildlife conservation initiatives in the U.S. and abroad. He is a trustee of the Wildlife Conservation Society, a trustee of the Kinkaid School, member of the Young President's Organization, Chairman of the Air Force Heritage Flight Foundation and serves on the advisory Board of The Caesar Kleberg Wildlife Research Institute at Texas A&M University-Kingsville. A graduate of Georgetown University, he received a Masters Degree from Rice University.

Texas Parks and Wildlife Commissioners



The Honorable Anna B. Galo

Anna B. Galo was appointed to the Commission by Governor Greg Abbott on November 17, 2015 to a term which will expire February 1, 2019. Currently, Mrs. Galo is very active in her family's business, serving as co-trustee of the family mineral trust as well as Vice-President and Co-Operations Manager of several companies dealing with oil and gas holdings, commercial real estate, and ranching and hunting industries. Mrs. Galo has a longstanding history of dedication to both civic and charitable organizations. Anna served on the City of Laredo Historic Landmark Board committed to the preservation of the historic area. Anna is also a loyal advocate to fighting hunger in South Texas and is a member and immediate past president of the Board of Directors of the South Texas Food Bank. She is also immediate past president and currently serves on the Board of Directors at United Day School. She was recognized by Las Damas de la Cultura de Oro with La Dama Award and honored by LEAD Laredo into their Laredo Hall of Fame. In 2011, she and her husband John were granted the Blue Spirit of Excellence Award by the Laredo Police Officers Association. Anna was awarded Tejano Achiever by Lulac Council No. 12. and inducted into the Jr. Achievement of Laredo Business Hall of Fame. Mrs. Galo is a former board member of the Border Cultural Promotion Foundation, the Laredo Center for the Arts, the Webb County Children's Advocacy Center and a former board member and local chair of AVANCE. She is a founding member and first treasurer of The Laredo Community College Education Foundation. Mrs. Galo graduated from St. Mary's University with a BA in English, and is a former educator.



The Honorable Bill Jones

Bill Jones was appointed to the Commission by Governor Rick Perry on September 1, 2011, to a six-year term which will expire on February 1, 2017. Bill Jones is owner of The Jones Firm and co-owner of AFCI Texas, LLC. He previously served as General Counsel for Governor Rick Perry and is active in Texas A&M University serving on the Corps of Cadets Development Council Advisory Panel and is a former member of the TAMU Board of Regents. He is past president of Texas Young Lawyers Association and a former member of the State Bar of Texas Board of Directors Executive Committee. He was selected as Baylor Young Lawyer of the Year in 1997 and Texas Super Lawyer in 2005, 2006, and 2007. Jones has served on numerous boards and is a current member of Memorial Hermann Continuing Care, Memorial Hermann Public Policy Advisory Group, and Executive Board Member of Austin Chamber of Commerce. He received his bachelor's degree from Texas A&M University and his law degree from Baylor University Law School.



Texas Parks and Wildlife Commissioners



The Honorable Jeanne W. Latimer

Jeanne W. Latimer was appointed to the Commission by Governor Greg Abbott on November 17, 2015 to a six-year term which will expire on February 1, 2021. Mrs. Latimer served as a Trustee for her family's ranching, oil and gas interests, which included managing the Turkey Track Ranch in Hutchinson County, TX. She currently serves as an officer and director of several family companies. She served on the Vanderbilt University Alumnae Board and was her 10th year class reunion chairman. She also served on the Board of the Amarillo Museum of Art (Amarillo Art Center). In addition, she has served as St. Luke's Episcopal School (San Antonio, TX) Gala Fundraiser Chairman and on the Parent Council; Saint Mary's Hall (San Antonio, TX) 1998 Gala Fundraiser Chairman and as volunteer for numerous events and fundraisers for the JDRF (Juvenile Diabetes Research Foundation), helping to raise funding for Type 1 diabetes research. Mrs. Latimer earned her Bachelor of Science in Nursing from Vanderbilt University.



The Honorable James H. Lee

James H. Lee was appointed to the Commission by Governor Rick Perry on May 6, 2013 to a six-year term which will expire on February 1, 2019. Jim Lee is president of Ascendant Advisors Group, LLC, one of the oldest investment management firms in Texas, and JHL Capital Holdings, LLC, a private investment group. He is a development board member of UT Health in Houston, a trustee of the Houston Symphony Endowment, past chairman of the Teacher Retirement System of Texas and a past trustee of the Texas Growth Fund. He recently served as a member of the Texas Higher Education Coordinating Board and is a past member of The Finance Commission of Texas, 2011 Texas Inaugural Committee, and Texas Advisory Council on the Digital Economy. He served as a member of the board of Texas Parks & Wildlife Foundation. He was named an Ernst & Young Entrepreneur of the Year in 2001 and is chairman emeritus of the Maverick PAC. Lee earned a Bachelor of Business Administration and MBA from the University of Texas at Austin and an executive program certification from the Center for Hedge Fund Research and Education at the London Business School. Lee has two young boys and is an avid wing shooter.



Texas Parks and Wildlife Commissioners



The Honorable Dick Scott

Dick Scott was appointed to the Commission by Governor Rick Perry on February 1, 2011 to a six-year term which will expire on February 1, 2017. He is co-owner of Trans-Global Solutions Inc., a railroad transportation company. He is a member of Delta Sigma Pi and the Boys and Girls Country Executive Committee. He is also a volunteer contributor for the Hays County FFA and 4H clubs and a Lifetime member of the Houston Livestock Show and Rodeo and serves on their International Committee. He previously served on the Lower Colorado River Authority Board from 2009 through 2010. Scott received a bachelor's degree from Lamar University.



The Honorable Kelcy L. Warren

Kelcy L. Warren was appointed to the Commission by Governor Greg Abbott on November 18, 2015 to a six-year term which will expire on February 1, 2021. Mr. Warren is Chairman and CEO of Energy Transfer Partners. He has received numerous awards for his outstanding career achievements and contributions toward the advancement of the midstream industry. He is also active in organizations outside the energy business—he serves on the board of directors of The Klyde Warren Park, The Lamplighter School, and The University of Texas at Arlington. He also supports a number of children's charities around the country through Cherokee Crossroads, Inc. Mr. Warren received a Bachelor of Science from The University of Texas at Arlington.

Table of Contents

Letter of Transmittal

Page

Government-wide Financial Statements:

I	Combined Balance Sheet/Statement of Net Position - Governmental Funds.....	1
II	Combined Statement of Revenues, Expenditures and Changes in Fund Balances/Statement of Activities - Governmental Funds.....	3
VI	Combined Statement of Fiduciary Net Position.....	5

Fund Financial Statements:

A-1	Combining Balance Sheet - All General and Consolidated Funds.....	6
A-2	Combining Statement of Revenues, Expenditures and Changes in Fund Balances - All General and Consolidated Funds.....	9
C-1	Combining Balance Sheet - Debt Service Funds.....	12
C-2	Combining Statement of Revenues, Expenditures and Changes in Fund Balances - Debt Service Funds.....	13
D-1	Combining Balance Sheet - Capital Projects Funds.....	14
D-2	Combining Statement of Revenues, Expenditures and Changes in Fund Balances - Capital Projects Funds.....	16
E-1	Combining Balance Sheet - Permanent Funds.....	18
E-2	Combining Statement of Revenues, Expenditures and Changes in Fund Balances - Permanent Funds.....	19
J-1	Combining Statement of Changes in Assets and Liabilities - Agency Funds.....	20

Notes to the Financial Statements:

1	Summary of Significant Accounting Policies.....	23
2	Capital Assets.....	32
3	Deposits, Investments and Repurchase Agreements.....	34
4	Short-Term Debt - Not Applicable.....	34
5	Long-Term Liabilities.....	35
6	Bonded Indebtedness - Not Applicable.....	36
7	Derivatives - Not Applicable.....	36
8	Leases.....	37
9	Defined Benefit Pension Plans and Defined Contribution Plan - Not Applicable.....	38
10	Deferred Compensation - Not Applicable.....	38
11	Postemployment Benefits Other than Pensions - Not Applicable.....	38
12	Interfund Activity and Transactions.....	39
13	Continuance Subject to Review.....	39
14	Adjustments to Fund Balances and Net Position.....	40
15	Contingencies and Commitments.....	41
16	Subsequent Events - Not Applicable.....	42
17	Risk Management.....	43
18	Management's Discussion and Analysis (MD&A) - Not Applicable.....	44
19	The Financial Reporting Entity.....	45
20	Stewardship, Compliance and Accountability.....	46
21	Not Applicable to the AFR.....	46
22	Donor Restricted Endowments.....	47
23	Extraordinary and Special Items - Not Applicable.....	48
24	Disaggregation of Receivable and Payable Balances - Not Applicable.....	48
25	Termination Benefits - Not Applicable.....	48
26	Segment Information - Not Applicable.....	48
27	Service Concession Arrangements - Not Applicable.....	48
28	Deferred Outflows of Resources and Deferred Inflows of Resources - Not Applicable.....	48
29	Troubled Debt Restructuring - Not Applicable.....	48
30	Non-Exchange Financial Guarantees - Not Applicable.....	48
31	Tax Abatements - Not Applicable.....	48
32	Governmental Fund Balances.....	49

Supplementary Schedules:

1A	Schedule of Expenditures of Federal Awards.....	52
1B	Schedule of State Grant Pass-Throughs From/To State Agencies.....	61

Letter of Transmittal

Page

Annual Report of Nonfinancial Data:

Schedule of Bonded Employees.....		65
Schedule of Space Occupied.....		66
Schedule of Professional/Consulting Fees and Legal Service Fees.....		80
Schedule of Aircraft Operation.....		84
Schedule of Itemized Purchase.....		89
HUB Strategic Plan Progress Form.....		91
Appropriation Item Transfer Schedule.....		92
Schedule of Vehicles Purchased.....		94
Schedule of State-Owned or Leased Vehicles Used by State Employees.....		97



Government-wide Financial Statements



UNAUDITED

Texas Parks and Wildlife Department (802)
EXHIBIT I - COMBINED BALANCE SHEET/STATEMENT OF NET POSITION - Governmental Funds
 August 31, 2018

	GENERAL (EXHIBIT A-1)	DEBT SERVICE (EXHIBIT C-1)	CAPITAL PROJECTS (EXHIBIT D-1)	PERMANENT (EXHIBIT E-1)	GOVERNMENTAL FUNDS 2018
ASSETS					
Current Assets:					
Cash and Cash Equivalents (Note 3)					
Cash on Hand	\$ 254,111.79	\$ -	\$ -	\$ -	\$ 254,111.79
Cash in Bank	17,494,512.34	-	-	-	17,494,512.34
Cash in State Treasury	263,431,678.56	53.48	-	640,977.38	264,072,709.42
Legislative Appropriations	13,643,277.66	-	-	-	13,643,277.66
Receivables from:					
Federal	8,357,325.22	-	-	-	8,357,325.22
Interest and Dividends	208,110.37	10.00	-	1,142.92	209,263.29
Accounts Receivables, Net	1,534,754.81	-	-	-	1,534,754.81
Interfund Receivable (Note 12)	16,405.98	-	-	-	16,405.98
Due From Other Agencies	6,159,620.07	-	9,258.26	-	6,168,878.33
Consumable Inventories	2,347,575.18	-	-	-	2,347,575.18
Merchandise Inventories	1,576,408.46	-	-	-	1,576,408.46
Total Current Assets	315,023,780.44	63.48	9,258.26	642,120.30	315,675,222.48
Non-Current Assets:					
Capital Assets (Note 2):					
Non-Depreciable/Non-Amortizable					
Infrastructure	-	-	-	-	-
Construction in Progress	-	-	-	-	-
Other Capital Assets	-	-	-	-	-
Land and Land Improvements	-	-	-	-	-
Land Use Rights-Permanent	-	-	-	-	-
Depreciable/Amortizable					
Vehicles, Boats, and Aircraft, Net	-	-	-	-	-
Furniture and Equipment, Net	-	-	-	-	-
Building and Building Improvements, Net	-	-	-	-	-
Infrastructure, Net	-	-	-	-	-
Facilities and Other Improvements, Net	-	-	-	-	-
Other Capital Assets, Net	-	-	-	-	-
Total Non-Current Assets	-	-	-	-	-
TOTAL ASSETS	\$ 315,023,780.44	\$ 63.48	\$ 9,258.26	\$ 642,120.30	\$ 315,675,222.48
DEFERRED OUTFLOWS OF RESOURCES					
Deferred Outflows of Resources (Note 28)	-	-	-	-	-
TOTAL DEFERRED OUTFLOWS OF RESOURCES	\$ -	\$ -	\$ -	\$ -	\$ -
LIABILITIES, DEFERRED INFLOWS OF RESOURCES AND FUND BALANCES					
Current Liabilities:					
Payables from:					
Accounts	\$ 7,365,514.63	\$ -	\$ 88,343.46	\$ -	\$ 7,453,858.09
Payroll	18,626,865.36	-	-	-	18,626,865.36
Interfund Payable (Note 12)	16,405.98	-	-	-	16,405.98
Due To Other Funds	100.09	-	-	-	100.09
Due To Other Agencies	9,749,486.83	-	-	-	9,749,486.83
Unearned Revenues	3,712,963.37	-	-	-	3,712,963.37
Employees' Compensable Leave (Note 5)	-	-	-	-	-
Pollution Remediation Obligations (Note 5)	-	-	-	-	-
Total Current Liabilities	39,471,336.26	-	88,343.46	-	39,559,679.72
Non-Current Liabilities:					
Claims and Judgment (Note 5)	-	-	-	-	-
Employees' Compensable Leave (Note 5)	-	-	-	-	-
Total Non-Current Liabilities	-	-	-	-	-
TOTAL LIABILITIES	39,471,336.26	-	88,343.46	-	39,559,679.72
DEFERRED INFLOWS OF RESOURCES					
Deferred Inflows of Resources (Note 28)	-	-	-	-	-
TOTAL DEFERRED INFLOWS OF RESOURCES	-	-	-	-	-
FUND FINANCIAL STATEMENT					
Fund Balances (Deficits):					
Nonspendable	23,923,983.64	-	-	287,277.24	24,211,260.88
Restricted	92,047,066.40	63.48	409,763.83	354,843.06	92,811,736.77
Committed	160,071,642.79	-	-	-	160,071,642.79
Assigned	-	-	-	-	-
Unassigned	(490,248.65)	-	(488,849.03)	-	(979,097.68)
Total Fund Balances *	275,552,444.18	63.48	(79,085.20)	642,120.30	276,115,542.76
TOTAL LIABILITIES, DEFERRED INFLOWS OF RESOURCES AND FUND BALANCES	\$ 315,023,780.44	\$ 63.48	\$ 9,258.26	\$ 642,120.30	\$ 315,675,222.48
GOVERNMENT-WIDE STATEMENT OF NET POSITION					
Net Position					
Net Investment in Capital Assets					
Unrestricted					
TOTAL NET POSITION					

* Column totals should agree to Exhibit II column totals
 The accompanying notes to the financial statements are an integral part of this statement

UNAUDITED

Texas Parks and Wildlife Department (802)
EXHIBIT I - COMBINED BALANCE SHEET/STATEMENT OF NET POSITION - Governmental Funds
 August 31, 2018

	CAPITAL ASSETS ADJUSTMENTS	LONG-TERM LIABILITIES ADJUSTMENTS	OTHER ADJUSTMENTS	STATEMENT OF NET POSITION
ASSETS				
Current Assets:				
Cash and Cash Equivalents (Note 3)				
Cash on Hand	\$ -	\$ -	\$ -	\$ 254,111.79
Cash in Bank	-	-	-	17,494,512.34
Cash in State Treasury	-	-	-	264,072,709.42
Legislative Appropriations	-	-	-	13,643,277.66
Receivables from:				
Federal	-	-	-	8,357,325.22
Interest and Dividends	-	-	-	209,263.29
Accounts Receivables, Net	-	-	-	1,534,754.81
Interfund Receivable (Note 12)	-	-	-	16,405.98
Due From Other Agencies	-	-	-	6,168,878.33
Consumable Inventories	-	-	-	2,347,575.18
Merchandise Inventories	-	-	-	1,576,408.46
Total Current Assets	-	-	-	315,675,222.48
Non-Current Assets:				
Capital Assets (Note 2):				
Non-Depreciable/Non-Amortizable				
Infrastructure	265,393.82	-	-	265,393.82
Construction in Progress	120,825,459.32	-	-	120,825,459.32
Other Capital Assets	42,685,231.08	-	-	42,685,231.08
Land and Land Improvements	321,412,646.94	-	-	321,412,646.94
Land Use Rights-Permanent	1,865,409.25	-	-	1,865,409.25
Depreciable/Amortizable				
Vehicles, Boats, and Aircraft, Net	29,651,832.79	-	-	29,651,832.79
Furniture and Equipment, Net	14,416,245.30	-	-	14,416,245.30
Building and Building Improvements, Net	93,492,025.14	-	-	93,492,025.14
Infrastructure, Net	60,971,569.09	-	-	60,971,569.09
Facilities and Other Improvements, Net	23,271,478.39	-	-	23,271,478.39
Other Capital Assets, Net	148,044.58	-	-	148,044.58
Total Non-Current Assets	709,005,335.70	-	-	709,005,335.70
TOTAL ASSETS	\$ 709,005,335.70	\$ -	\$ -	\$ 1,024,680,558.18
DEFERRED OUTFLOWS OF RESOURCES				
Deferred Outflows of Resources (Note 28)	-	-	-	-
TOTAL DEFERRED OUTFLOWS OF RESOURCES	\$ -	\$ -	\$ -	\$ -
LIABILITIES, DEFERRED INFLOWS OF RESOURCES AND FUND BALANCES				
Current Liabilities:				
Payables from:				
Accounts	\$ -	\$ -	\$ -	\$ 7,453,858.09
Payroll	-	-	-	18,626,865.36
Interfund Payable (Note 12)	-	-	-	16,405.98
Due To Other Funds	-	-	-	100.09
Due To Other Agencies	-	-	-	9,749,486.83
Unearned Revenues	-	-	-	3,712,963.37
Employees' Compensable Leave (Note 5)	-	21,140,317.42	-	21,140,317.42
Pollution Remediation Obligations (Note 5)	-	332,831.94	-	332,831.94
Total Current Liabilities	-	21,473,149.36	-	61,032,829.08
Non-Current Liabilities:				
Claims and Judgment (Note 5)	-	2,715.38	-	2,715.38
Employees' Compensable Leave (Note 5)	-	6,363,610.76	-	6,363,610.76
Total Non-Current Liabilities	-	6,366,326.14	-	6,366,326.14
TOTAL LIABILITIES	-	27,839,475.50	-	67,399,155.22
DEFERRED INFLOWS OF RESOURCES				
Deferred Inflows of Resources (Note 28)	-	-	-	-
TOTAL DEFERRED INFLOWS OF RESOURCES	-	-	-	-
FUND FINANCIAL STATEMENT				
Fund Balances (Deficits):				
Nonspendable				24,211,260.88
Restricted				92,811,736.77
Committed				160,071,642.79
Assigned				-
Unassigned				(979,097.68)
Total Fund Balances	-	-	-	276,115,542.76
TOTAL LIABILITIES, DEFERRED INFLOWS OF RESOURCES AND FUND BALANCES	-	27,839,475.50	-	276,115,542.76
GOVERNMENT-WIDE STATEMENT OF NET POSITION				
Net Position				
Net Investment in Capital Assets	\$ 709,005,335.70	\$ -	\$ -	\$ 709,005,335.70
Unrestricted	\$ -	(27,839,475.50)	\$ -	(27,839,475.50)
TOTAL NET POSITION *	\$ 709,005,335.70	\$ (27,839,475.50)	\$ -	\$ 957,281,402.96

* Column totals should agree to Exhibit II column totals
 The accompanying notes to the financial statements are an integral part of this statement

UNAUDITED

Texas Parks and Wildlife Department (802)
EXHIBIT II - COMBINED STATEMENT OF REVENUES, EXPENDITURES AND
CHANGES IN FUND BALANCES/STATEMENT OF ACTIVITIES - Governmental Funds
 For the Fiscal Year Ended August 31, 2018

	GENERAL FUNDS (EXHIBIT A-2)	DEBIT SERVICE FUNDS (EXHIBIT C-2)	CAPITAL PROJECTS FUNDS (EXHIBIT D-2)	PERMANENT FUNDS (EXHIBIT E-2)	GOVERNMENTAL FUNDS TOTAL
REVENUES					
Legislative Appropriations:					
Original Appropriations (GR)	\$ 31,862,198.00	\$ -	\$ -	\$ -	\$ 31,862,198.00
Additional Appropriations (GR)	4,638,982.40	-	-	-	4,638,982.40
Taxes (GR)	3,336,334.39	-	-	-	3,336,334.39
Federal Revenue (PR-Operating Grants & Contr) (Schedule 1A)	55,627,367.63	-	-	-	55,627,367.63
Federal Pass-Through Revenue (PR-Operating Grants & Contr) (Schedule 1A)	2,982,428.96	-	-	-	2,982,428.96
State Grant Pass-Through Revenue (PR-Operating Grants & Contr) (Schedule 1B)	667,703.97	-	-	-	667,703.97
Licenses, Fees and Permits (PR-Chg for Serv)	200,002,353.79	-	-	-	200,002,353.79
Interest, Dividend and Other Income (GR)	2,084,472.78	221.00	-	10,824.93	2,095,518.71
Land Income (PR-Chg for Serv)	2,291,212.49	-	-	-	2,291,212.49
Settlement of Claims (GR)	230,593.98	-	-	-	230,593.98
Sales of Goods and Services (PR-Chg for Serv)	3,193,989.19	-	-	-	3,193,989.19
Other (PR-Operating Grants & Contr)	6,948,981.47	-	-	-	6,948,981.47
Other (GR)	1,737,794.63	-	-	-	1,737,794.63
TOTAL REVENUES	315,604,413.68	221.00	-	10,824.93	315,615,459.61
EXPENDITURES					
Salaries and Wages	164,661,270.71	-	201,159.21	-	164,862,429.92
Payroll Related Costs	72,743,779.90	-	66,223.17	-	72,810,003.07
Professional Fees and Services	8,987,711.80	-	750,058.50	-	9,737,770.30
Travel	2,855,266.58	-	13,173.00	-	2,868,439.58
Materials and Supplies	(46,627,539.41)	-	(6,080,340.53)	-	(52,707,879.94)
Communication and Utilities	12,984,275.04	-	1,671.63	-	12,985,946.67
Repairs and Maintenance	14,655,773.87	-	164,631.81	-	14,820,405.68
Rentals and Leases	3,846,570.83	-	1,116.74	-	3,847,687.57
Printing and Reproduction	1,766,330.42	-	2,324.11	-	1,768,654.53
Claims and Judgements (Note 17)	215,618.10	-	-	-	215,618.10
Federal Pass-Through Expenditure (Schedule 1A)	3,378,746.89	-	-	-	3,378,746.89
State Grant Pass-Through Expenditure (Schedule 1B)	2,442,289.42	-	-	-	2,442,289.42
Intergovernmental Payments	(53,652,971.40)	-	-	-	(53,652,971.40)
Public Assistance Payments	8,386,270.23	-	-	-	8,386,270.23
Other Expenditures	(8,024,028.75)	-	(4,468,310.08)	-	(12,492,338.83)
Capital Outlay	66,531,908.32	-	6,048,806.06	-	72,580,714.38
Depreciation and Amortization Expense	-	-	-	-	-
Pollution Remediation Obligation (Note 5)	-	-	-	-	-
TOTAL EXPENDITURES/EXPENSES	255,151,272.55	-	(3,299,486.38)	-	251,851,786.17
Excess (Deficiency) of Revenues					
Over (Under) Expenditures	60,453,141.13	221.00	3,299,486.38	10,824.93	63,763,673.44
OTHER FINANCING SOURCES (USES)					
Sale of Capital Assets	798,094.51	-	-	-	798,094.51
Transfers-In	174,497,154.48	-	10,868,917.30	-	185,366,071.78
Transfers-Out	(8,901,233.51)	(197.67)	(3,076,122.77)	-	(11,977,553.95)
Insurance Recoveries	22,364.95	-	-	-	22,364.95
Capital Grants & Contributions-Other Capital Grant Revenue	-	-	-	-	-
Gain (Loss) on Sale of Capital Assets	-	-	-	-	-
TOTAL OTHER FINANCING SOURCES (USES)	166,416,380.43	(197.67)	7,792,794.53	-	174,208,977.29
SPECIAL ITEMS					
Proceeds from Sale of Park Land	-	-	-	-	-
EXTRAORDINARY ITEMS					
Natural Disaster	-	-	-	-	-
Net Change in Fund Balances/Net Position	226,869,521.56	23.33	11,092,280.91	10,824.93	237,972,650.73
FUND FINANCIAL STATEMENT - FUND BALANCES					
Fund Balances, September 1, 2017	49,686,699.39	40.15	(11,171,366.11)	631,295.37	39,146,668.80
Restatements (Note 14)	-	-	-	-	-
Fund Balances, September 1, 2017, as Restated	49,686,699.39	40.15	(11,171,366.11)	631,295.37	39,146,668.80
Appropriations Lapsed	(1,003,776.77)	-	-	-	(1,003,776.77)
FUND BALANCES, AUGUST 31, 2018	\$ 275,552,444.18	\$ 63.48	\$ (79,085.20)	\$ 642,120.30	\$ 276,115,542.76
GOVERNMENT-WIDE STATEMENT OF NET POSITION					
Net Position/Net Change in Net Position					276,115,542.76
Net Position, September 1, 2017					
Restatements					
Net Position, September 1, 2017, as Restated					
NET POSITION, AUGUST 31, 2018					\$ 276,115,542.76

UNAUDITED

Texas Parks and Wildlife Department (802)
EXHIBIT II - COMBINED STATEMENT OF REVENUES, EXPENDITURES AND
CHANGES IN FUND BALANCES/STATEMENT OF ACTIVITIES - Governmental Funds
 For the Fiscal Year Ended August 31, 2018

	CAPITAL ASSETS ADJUSTMENTS	LONG-TERM LIABILITIES ADJUSTMENTS	OTHER ADJUSTMENTS	STATEMENT OF ACTIVITIES
REVENUES				
Legislative Appropriations:				
Original Appropriations (GR)	\$ -	\$ -	\$ -	\$ 31,862,198.00
Additional Appropriations (GR)	-	-	-	4,638,982.40
Taxes (GR)	-	-	-	3,336,334.39
Federal Revenue (PR-Operating Grants & Contr) (Schedule 1A)	-	-	-	55,627,367.63
Federal Pass-Through Revenue (PR-Operating Grants & Contr) (Schedule 1A)	-	-	-	2,982,428.96
State Grant Pass-Through Revenue (PR-Operating Grants & Contr) (Schedule 1B)	-	-	-	667,703.97
Licenses, Fees and Permits (PR-Chg for Serv)	-	-	-	200,002,353.79
Interest, Dividend and Other Income (GR)	-	-	-	2,095,518.71
Land Income (PR-Chg for Serv)	-	-	-	2,291,212.49
Settlement of Claims (GR)	-	-	-	230,593.98
Sales of Goods and Services (PR-Chg for Serv)	-	-	-	3,193,989.19
Other (PR-Operating Grants & Contr)	-	-	-	6,948,981.47
Other (GR)	-	-	-	1,737,794.63
TOTAL REVENUES	-	-	-	315,615,459.61
EXPENDITURES				
Salaries and Wages	-	8,957,581.71	-	173,820,011.63
Payroll Related Costs	-	-	-	72,810,003.07
Professional Fees and Services	-	-	-	9,737,770.30
Travel	-	-	-	2,868,439.58
Materials and Supplies	-	-	-	(52,707,879.94)
Communication and Utilities	-	-	-	12,985,946.67
Repairs and Maintenance	-	-	-	14,820,405.68
Rentals and Leases	-	-	-	3,847,687.57
Printing and Reproduction	-	-	-	1,768,654.53
Claims and Judgements (Note 17)	-	2,715.38	-	218,333.48
Federal Pass-Through Expenditure (Schedule 1A)	-	-	-	3,378,746.89
State Grant Pass-Through Expenditure (Schedule 1B)	-	-	-	2,442,289.42
Intergovernmental Payments	-	-	-	(53,652,971.40)
Public Assistance Payments	-	-	-	8,386,270.23
Other Expenditures	-	-	-	(12,492,338.83)
Capital Outlay	(72,580,714.38)	-	-	(0.00)
Depreciation and Amortization Expense	24,063,995.50	-	-	24,063,995.50
Pollution Remediation Obligation (Note 5)	-	(58,252.65)	-	(58,252.65)
TOTAL EXPENDITURES/EXPENSES	(48,516,718.88)	8,902,044.44	-	212,237,111.73
Excess (Deficiency) of Revenues				
Over (Under) Expenditures	48,516,718.88	(8,902,044.44)	-	103,378,347.88
OTHER FINANCING SOURCES (USES)				
Sale of Capital Assets	(798,094.51)	-	-	0.00
Transfers-In	-	-	-	185,366,071.78
Transfers-Out	(85,731.53)	-	-	(12,063,285.48)
Insurance Recoveries	-	-	-	22,364.95
Capital Grants & Contributions-Other Capital Grant Revenue	1,427,994.39	-	-	1,427,994.39
Gain (Loss) on Sale of Capital Assets	(968,719.12)	-	-	(968,719.12)
TOTAL OTHER FINANCING SOURCES (USES)	(424,550.77)	-	-	173,784,426.52
SPECIAL ITEMS				
Proceeds from Sale of Park Land				-
EXTRAORDINARY ITEMS				
Natural Disaster				-
Net Change in Fund Balances/Net Position				277,162,774.40
FUND FINANCIAL STATEMENT-FUND BALANCES				
Fund Balances, September 1, 2017				39,146,668.80
Restatements (Note 14)				-
Fund Balances, September 1, 2017, as Restated				39,146,668.80
Appropriations Lapsed				(1,003,776.77)
FUND BALANCES, AUGUST 31, 2018				\$ 315,305,666.43
GOVERNMENT-WIDE STATEMENT OF NET POSITION				
Net Position/Net Change in Net Position	48,092,168.11	(8,902,044.44)	-	315,305,666.43
Net Position, September 1, 2017	661,074,639.58	(18,937,431.06)	-	642,137,208.52
Restatements	(161,471.99)	-	-	(161,471.99)
Net Position, September 1, 2017, as Restated	660,913,167.59	(18,937,431.06)	-	641,975,736.53
NET POSITION, AUGUST 31, 2018	\$ 709,005,335.70	\$ (27,839,475.50)	\$ -	\$ 957,281,402.96

The accompanying notes to the financial statements are an integral part of this statement.

Texas Parks & Wildlife Department (802)
EXHIBIT VI - COMBINED STATEMENT OF FIDUCIARY
NET POSITION
August 31, 2018

	AGENCY FUNDS (EXHIBIT J-1)		TOTALS 2018	
ASSETS				
Cash and Cash Equivalents (Note 3)				
Cash in State Treasury	\$	419,982.02	\$	419,982.02
Restricted:				
Cash and Cash Equivalents (Note 3)				
Cash in Bank		103,279.25		103,279.25
Due From Other Funds		100.09		100.09
Total Current Assets		523,361.36		523,361.36
TOTAL ASSETS		523,361.36		523,361.36
DEFERRED OUTFLOWS OF RESOURCES				
Deferred Outflows of Resources (Note 28)		-		-
TOTAL DEFERRED OUTFLOWS OF RESOURCES		-		-
LIABILITIES				
Current Liabilities:				
Due to Other Agencies	\$	36,942.95	\$	36,942.95
Funds Held for Others		486,418.41		486,418.41
Total Current Liabilities		523,361.36		523,361.36
TOTAL LIABILITIES		523,361.36		523,361.36
DEFERRED INFLOWS OF RESOURCES				
Deferred Inflows of Resources (Note 28)		-		-
TOTAL DEFERRED INFLOWS OF RESOURCES		-		-
NET POSITION				
TOTAL NET POSITION	\$	0.00	\$	0.00

The accompanying notes to the financial statements are an integral part of this statement.



Fund Financial Statements



UNAUDITED

Texas Parks and Wildlife Department (802)
EXHIBIT A-1 - COMBINING BALANCE SHEET - ALL GENERAL AND CONSOLIDATED FUNDS
 August 31, 2018

GENERAL REVENUE FUND (0001)	GAME, FISH AND WATER SAFETY (0009)	STATE PARKS (0064)	FEDERAL LAND AND WATER CONSERVATION (0223)	TEXAS RECREATION AND PARKS (0467)
-----------------------------	------------------------------------	--------------------	--	-----------------------------------

ASSETS

Current Assets:

Cash and Cash Equivalents

Cash on Hand	\$ 50.00	\$ 192,334.94	\$ 61,663.85	\$ -	\$ -
Cash in Bank	12,463.84	16,548,407.10	793,924.66	-	80.00
Cash in State Treasury	-	85,461,468.58	65,688,010.07	8,706.29	26,762,957.36
Legislative Appropriations	13,643,277.66	-	-	-	-
Receivables from:					
Federal	-	7,718,542.60	32,839.20	-	605,943.42
Interest and Dividends	-	133,437.57	-	-	-
Accounts Receivables, Net	0.50	1,433,086.64	101,667.67	-	-
Interfund Receivable	-	8,042.64	8,363.34	-	-
Due From Other Agencies	7.95	1,662,747.07	3,783,485.11	-	35,735.60
Consumable Inventories	2,347,575.18	-	-	-	-

Total Current Assets 16,003,375.13 113,158,067.14 72,046,362.36 8,706.29 27,404,716.38

Total Non-Current Assets - - - - -

TOTAL ASSETS \$ 16,003,375.13 \$ 113,158,067.14 \$ 72,046,362.36 \$ 8,706.29 \$ 27,404,716.38

DEFERRED OUTFLOWS OF RESOURCES

Deferred Outflows of Resources

TOTAL DEFERRED OUTFLOWS OF RESOURCES - - - - -

LIABILITIES, DEFERRED INFLOWS OF RESOURCES AND FUND BALANCES

Liabilities

Current Liabilities:

Payables from:

Accounts	\$ 484,621.93	\$ 3,484,790.18	\$ 1,430,113.50	\$ -	\$ 117,351.53
Payroll	-	10,801,779.17	7,698,212.97	-	64,895.26
Interfund Payable	16,398.71	-	7.27	-	-
Due To Other Funds	-	-	100.09	-	-
Due To Other Agencies	111,565.53	9,295,819.59	20,058.17	-	39,933.18
Unearned Revenues	-	944,725.86	2,768,237.51	-	-

Total Current Liabilities 612,586.17 24,527,114.80 11,916,729.51 - 222,179.97

Total Non-Current Liabilities - - - - -

TOTAL LIABILITIES 612,586.17 24,527,114.80 11,916,729.51 - 222,179.97

DEFERRED INFLOWS OF RESOURCES

Deferred Inflows of Resources

TOTAL DEFERRED INFLOWS OF RESOURCES - - - - -

Fund Balances (Deficits):

Nonspendable	2,347,575.18	-	1,576,408.46	-	-
Restricted	-	88,630,952.34	147,318.23	8,706.29	3,138,458.04
Committed	13,043,213.78	-	58,405,906.16	-	24,044,078.37
Assigned	-	-	-	-	-
Unassigned	-	-	-	-	-

Total Fund Balances 15,390,788.96 88,630,952.34 60,129,632.85 8,706.29 27,182,536.41

TOTAL LIABILITIES, DEFERRED INFLOWS OF RESOURCES AND FUND BALANCES \$ 16,003,375.13 \$ 113,158,067.14 \$ 72,046,362.36 \$ 8,706.29 \$ 27,404,716.38

UNAUDITED

Texas Parks and Wildlife Department (802)
EXHIBIT A-1 - COMBINING BALANCE SHEET - ALL GENERAL AND CONSOLIDATED FUNDS
 August 31, 2018

NON-GAME AND ENDANGERED SPECIES CONSERVATION (0506)	LIFETIME LICENSE ENDOWMENT (0544)	ECONOMIC STABILIZATION (0599)	ARTIFICIAL REEF (0679)	LICENSE PLATE TRUST (0802)
---	--	-------------------------------------	------------------------------	-------------------------------------

ASSETS

Current Assets:

Cash and Cash Equivalents

Cash on Hand	\$ 63.00	\$ -	\$ -	\$ -	\$ -
Cash in Bank	1,427.34	138,209.40	-	-	-
Cash in State Treasury	485,793.82	29,930,772.36	-	11,780,093.01	-
Legislative Appropriations	-	-	-	-	-
Receivables from:					
Federal	-	-	-	-	-
Interest and Dividends	-	53,304.54	-	19,209.69	2,158.57
Accounts Receivables, Net	-	-	-	-	-
Interfund Receivable	-	-	-	-	-
Due From Other Agencies	-	-	-	-	57,814.90
Consumable Inventories	-	-	-	-	-

Total Current Assets	487,284.16	30,122,286.30	-	11,799,302.70	59,973.47
Total Non-Current Assets	-	-	-	-	-
TOTAL ASSETS	\$ 487,284.16	\$ 30,122,286.30	\$ -	\$ 11,799,302.70	\$ 59,973.47

DEFERRED OUTFLOWS OF RESOURCES

Deferred Outflows of Resources

TOTAL DEFERRED OUTFLOWS OF RESOURCES	-	-	-	-	-
---	----------	----------	----------	----------	----------

LIABILITIES, DEFERRED INFLOWS OF RESOURCES AND FUND BALANCES

Liabilities

Current Liabilities:

Payables from:

Accounts	\$ -	\$ 327,088.00	\$ -	\$ 2,386.17	\$ 57,814.90
Payroll	-	-	-	-	-
Interfund Payable	-	-	-	-	-
Due To Other Funds	-	-	-	-	-
Due To Other Agencies	-	-	-	202,919.94	55,007.50
Unearned Revenues	-	-	-	-	-

Total Current Liabilities	-	327,088.00	-	205,306.11	112,822.40
Total Non-Current Liabilities	-	-	-	-	-
TOTAL LIABILITIES	-	327,088.00	-	205,306.11	112,822.40

DEFERRED INFLOWS OF RESOURCES

Deferred Inflows of Resources

TOTAL DEFERRED INFLOWS OF RESOURCES	-	-	-	-	-
--	----------	----------	----------	----------	----------

Fund Balances (Deficits):

Nonspendable	-	20,000,000.00	-	-	-
Restricted	108,495.19	-	-	13,136.31	-
Committed	378,788.97	9,795,198.30	-	11,580,860.28	-
Assigned	-	-	-	-	-
Unassigned	-	-	-	-	(52,848.93)

Total Fund Balances	487,284.16	29,795,198.30	-	11,593,996.59	(52,848.93)
TOTAL LIABILITIES, DEFERRED INFLOWS OF RESOURCES AND FUND BALANCES	\$ 487,284.16	\$ 30,122,286.30	\$ -	\$ 11,799,302.70	\$ 59,973.47

UNAUDITED

Texas Parks and Wildlife Department (802)
 EXHIBIT A-1 - COMBINING BALANCE SHEET - ALL GENERAL AND CONSOLIDATED FUNDS
 August 31, 2018

PARKS AND WILDLIFE CONSERVATION AND CAPITAL (5004)	SHRIMP LICENSE BUY BACK (5023)	LARGE COUNTY AND MUNICIPAL RECREATION AND PARKS (5150)	DEFERRED MAINTENANCE (5166)	TOTALS (EXHIBIT I) 2018
--	--------------------------------	--	-----------------------------	-------------------------

ASSETS

Current Assets:

Cash and Cash Equivalents					
Cash on Hand	\$ -	\$ -	\$ -	\$ -	\$ 254,111.79
Cash in Bank	-	-	-	-	17,494,512.34
Cash in State Treasury	25,478,562.82	-	17,835,314.25	-	263,431,678.56
Legislative Appropriations	-	-	-	-	13,643,277.66
Receivables from:					
Federal	-	-	-	-	8,357,325.22
Interest and Dividends	-	-	-	-	208,110.37
Accounts Receivables, Net	-	-	-	-	1,534,754.81
Interfund Receivable	-	-	-	-	16,405.98
Due From Other Agencies	57,391.70	-	72,081.79	490,355.95	6,159,620.07
Consumable Inventories	-	-	-	-	2,347,575.18
Total Current Assets	25,535,954.52	-	17,907,396.04	490,355.95	315,023,780.44
Total Non-Current Assets	-	-	-	-	-
TOTAL ASSETS	\$ 25,535,954.52	\$ -	\$ 17,907,396.04	\$ 490,355.95	\$ 315,023,780.44

DEFERRED OUTFLOWS OF RESOURCES

Deferred Outflows of Resources	-	-	-	-	-
TOTAL DEFERRED OUTFLOWS OF RESOURCES	-	-	-	-	-

LIABILITIES, DEFERRED INFLOWS OF RESOURCES AND FUND BALANCES

Liabilities

Current Liabilities:

Payables from:					
Accounts	\$ 519,783.84	\$ -	\$ 13,808.91	\$ 927,755.67	\$ 7,365,514.63
Payroll	-	-	61,977.96	-	18,626,865.36
Interfund Payable	-	-	-	-	16,405.98
Due To Other Funds	-	-	-	-	100.09
Due To Other Agencies	-	-	24,182.92	-	9,749,486.83
Unearned Revenues	-	-	-	-	3,712,963.37
Total Current Liabilities	519,783.84	-	99,969.79	927,755.67	39,471,336.26
Total Non-Current Liabilities	-	-	-	-	-
TOTAL LIABILITIES	519,783.84	-	99,969.79	927,755.67	39,471,336.26

DEFERRED INFLOWS OF RESOURCES

Deferred Inflows of Resources	-	-	-	-	-
TOTAL DEFERRED INFLOWS OF RESOURCES	-	-	-	-	-

Fund Balances (Deficits):

Nonspendable	-	-	-	-	23,923,983.64
Restricted	-	-	-	-	92,047,066.40
Committed	25,016,170.68	-	17,807,426.25	-	160,071,642.79
Assigned	-	-	-	-	-
Unassigned	-	-	-	(437,399.72)	(490,248.65)
Total Fund Balances	25,016,170.68	-	17,807,426.25	(437,399.72)	275,552,444.18

TOTAL LIABILITIES, DEFERRED INFLOWS OF RESOURCES AND FUND BALANCES	\$ 25,535,954.52	\$ -	\$ 17,907,396.04	\$ 490,355.95	\$ 315,023,780.44
---	-------------------------	-------------	-------------------------	----------------------	--------------------------

UNAUDITED

Texas Parks and Wildlife Department (802)
EXHIBIT A-2 - COMBINING STATEMENT OF REVENUES, EXPENDITURES AND
CHANGES IN FUND BALANCES - All General and Consolidated Funds
 For the fiscal year ended August 31, 2018

	GENERAL REVENUE (0001)	GAME, FISH AND WATER SAFETY (0009)	STATE PARKS (0064)	FEDERAL LAND AND WATER CONSERVATION (0223)	TEXAS RECREATION AND PARKS (0467)
REVENUES					
Legislative Appropriations:					
Original Appropriations (GR)	\$ 31,862,198.00	\$ -	\$ -	\$ -	\$ -
Additional Appropriations (GR)	4,638,982.40	-	-	-	-
Taxes (GR)	-	3,336,334.39	-	-	-
Federal Revenue (PR-Operating Grants & Contr)	263,863.48	50,955,269.21	(57,541.47)	-	4,465,776.41
Federal Pass-Through Revenue (PR-Operating Grants & Contr)	-	2,726,599.10	255,829.86	-	-
State Grant Pass-Through Revenue (PR-Operating Grants & Contr)	-	588,533.97	79,170.00	-	-
Licenses, Fees and Permits (PR-Chg for Serv)	388,234.00	146,186,673.72	51,325,318.14	-	-
Interest, Dividend and Other Income (GR)	-	1,393,884.81	-	-	-
Land Income (PR-Chg for Serv)	-	968,851.24	1,322,361.25	-	-
Settlement of Claims (GR)	-	230,593.98	-	-	-
Sales of Goods and Services (PR-Chg for Serv)	18,753.90	1,892,098.89	1,281,618.98	-	-
Other (PR-Operating Grants & Contr)	-	1,259,396.64	1,095,135.20	-	-
Other (GR)	79,924.59	1,385,963.90	271,906.14	-	-
TOTAL REVENUES	37,251,956.37	210,924,199.85	55,573,798.10	-	4,465,776.41
EXPENDITURES					
Salaries and Wages	12,525,892.52	87,090,794.55	63,177,840.65	-	848,207.88
Payroll Related Costs	4,816,902.97	35,574,772.04	28,035,102.22	-	2,297,757.68
Professional Fees and Services	17,567.68	3,529,744.40	2,887,991.96	-	43,705.49
Travel	342,569.46	1,401,637.36	980,317.71	-	38,405.03
Materials and Supplies	865,260.73	3,329,631.86	7,149,808.92	-	(462,673.18)
Communication and Utilities	256,813.51	6,235,146.92	6,378,926.84	-	13,805.96
Repairs and Maintenance	196,563.35	3,564,030.26	7,608,432.80	-	56,533.30
Rentals and Leases	18,981.79	2,860,735.46	839,904.91	-	1,722.46
Printing and Reproduction	24,105.35	1,030,425.65	689,677.81	-	1,541.90
Claims and Judgements	-	163,139.54	52,478.56	-	-
Federal Grant Pass-Through Expenditure	-	3,289,806.55	-	-	88,940.34
State Grant Pass-Through Expenditure	662,744.56	1,169,106.23	55,303.33	-	39,170.66
Intergovernmental Payments	(1,815,966.87)	(16,189,509.47)	(93,581.94)	-	(21,799,921.27)
Public Assistance Payments	609,177.23	6,157,772.44	29,145.46	-	1,298,999.03
Other Expenditures	528,825.66	6,923,949.72	(3,470,453.08)	-	184,861.47
Capital Outlay	1,041,915.59	14,589,800.89	2,756,678.97	-	168,390.00
TOTAL EXPENDITURES	20,091,353.53	160,720,984.40	117,077,575.12	-	(17,180,553.25)
Excess (Deficiency) of Revenues Over (Under) Expenditures	17,160,602.84	50,203,215.45	(61,503,777.02)	-	21,646,329.66
OTHER FINANCING SOURCES (USES)					
Sale of Capital Assets	70,825.19	706,962.41	20,306.91	-	-
Transfers-In	69,954.00	3,961,739.26	73,069,882.63	-	11,245,032.65
Transfers-Out	(3,447,558.99)	(2,599,165.71)	(335,801.07)	-	-
Insurance Recoveries	-	-	22,364.95	-	-
TOTAL OTHER FINANCING SOURCES (USES)	(3,306,779.80)	2,069,535.96	72,776,753.42	-	11,245,032.65
SPECIAL ITEMS					
Proceeds from Sale of Park Land	-	-	-	-	-
EXTRAORDINARY ITEMS					
Natural Disaster	-	-	-	-	-
Net Change in Fund Balances	13,853,823.04	52,272,751.41	11,272,976.40	-	32,891,362.31
FUND FINANCIAL STATEMENT - FUND BALANCES					
Fund Balances, September 1, 2017	2,540,742.69	36,358,200.93	48,856,656.45	8,706.29	(5,708,825.90)
Restatements (Note 14)	-	-	-	-	-
Fund Balances, September 1, 2017, as Restated	2,540,742.69	36,358,200.93	48,856,656.45	8,706.29	(5,708,825.90)
Appropriations Lapsed	(1,003,776.77)	-	-	-	-
FUND BALANCES, AUGUST 31, 2018	\$ 15,390,788.96	\$ 88,630,952.34	\$ 60,129,632.85	\$ 8,706.29	\$ 27,182,536.41

UNAUDITED

Texas Parks and Wildlife Department (802)
EXHIBIT A-2 - COMBINING STATEMENT OF REVENUES, EXPENDITURES AND
CHANGES IN FUND BALANCES - All General and Consolidated Funds
 For the fiscal year ended August 31, 2018

	NON-GAME AND ENDANGERED SPECIES CONSERVATION (0506)	LIFETIME LICENSE ENDOWMENT (0544)	ECONOMIC STABILIZATION (0599)	ARTIFICIAL REEF (0679)	LICENSE PLATE TRUST (0802)
REVENUES					
Legislative Appropriations:					
Original Appropriations (GR)	\$ -	\$ -	\$ -	\$ -	\$ -
Additional Appropriations (GR)	-	-	-	-	-
Taxes (GR)	-	-	-	-	-
Federal Revenue (PR-Operating Grants & Contr)	-	-	-	-	-
Federal Pass-Through Revenue (PR-Operating Grants & Contr)	-	-	-	-	-
State Grant Pass-Through Revenue (PR-Operating Grants & Contr)	-	-	-	-	-
Licenses, Fees and Permits (PR-Chg for Serv)	43,723.00	1,415,877.50	-	-	651,821.69
Interest, Dividend and Other Income (GR)	-	499,473.77	-	171,616.27	19,497.93
Land Income (PR-Chg for Serv)	-	-	-	-	-
Settlement of Claims (GR)	-	-	-	-	-
Sales of Goods and Services (PR-Chg for Serv)	1,517.42	-	-	-	-
Other (PR-Operating Grants & Contr)	1,233.75	1,204.00	-	4,592,011.88	-
Other (GR)	-	-	-	-	-
TOTAL REVENUES	46,474.17	1,916,555.27	-	4,763,628.15	671,319.62
EXPENDITURES					
Salaries and Wages	41,234.70	163.55	-	202,681.06	-
Payroll Related Costs	12,349.38	29,213.11	-	60,303.07	-
Professional Fees and Services	-	-	-	-	5,250.00
Travel	-	-	-	4,174.86	36,304.37
Materials and Supplies	3,414.57	30,164.55	-	(376,669.39)	115,685.16
Communication and Utilities	-	-	(344.81)	1,866.73	93,335.29
Repairs and Maintenance	1,480.61	-	-	10,826.62	7,572.89
Rentals and Leases	-	123,002.84	(0.04)	152.49	5,432.82
Printing and Reproduction	-	-	-	76.65	11,356.96
Claims and Judgements	-	-	-	-	-
Federal Grant Pass-Through Expenditure	-	-	-	-	-
State Grant Pass-Through Expenditure	-	-	-	381,741.75	103,830.39
Intergovernmental Payments	(4,634.66)	-	-	(843,772.77)	(151,039.20)
Public Assistance Payments	2,619.58	-	-	-	143,815.52
Other Expenditures	(1,464.83)	663.66	-	175,756.18	(43,499.74)
Capital Outlay	-	524,912.13	-	209,815.49	-
TOTAL EXPENDITURES	54,999.35	708,119.84	(344.85)	(173,047.26)	328,044.46
Excess (Deficiency) of Revenues					
Over (Under) Expenditures	(8,525.18)	1,208,435.43	344.85	4,936,675.41	343,275.16
OTHER FINANCING SOURCES (USES)					
Sale of Capital Assets	-	-	-	-	-
Transfers-In	-	-	(344.85)	-	57,814.90
Transfers-Out	-	-	-	-	(1,123,376.12)
Insurance Recoveries	-	-	-	-	-
TOTAL OTHER FINANCING SOURCES (USES)	-	-	(344.85)	-	(1,065,561.22)
SPECIAL ITEMS					
Proceeds from Sale of Park Land	-	-	-	-	-
EXTRAORDINARY ITEMS					
Natural Disaster	-	-	-	-	-
Net Change in Fund Balances	(8,525.18)	1,208,435.43	-	4,936,675.41	(722,286.06)
FUND FINANCIAL STATEMENT - FUND BALANCES					
Fund Balances, September 1, 2017	495,809.34	28,586,762.87	-	6,657,321.18	669,437.13
Restatements (Note 14)	-	-	-	-	-
Fund Balances, September 1, 2017, as Restated	495,809.34	28,586,762.87	-	6,657,321.18	669,437.13
Appropriations Lapsed	-	-	-	-	-
FUND BALANCES, AUGUST 31, 2018	\$ 487,284.16	\$ 29,795,198.30	\$ -	\$ 11,593,996.59	\$ (52,848.93)

UNAUDITED

Texas Parks and Wildlife Department (802)
EXHIBIT A-2 - COMBINING STATEMENT OF REVENUES, EXPENDITURES AND
CHANGES IN FUND BALANCES - All General and Consolidated Funds
 For the fiscal year ended August 31, 2018

	PARKS AND WILDLIFE CONSERVATION AND CAPITAL (5004)	SHRIMP LICENSE BUY BACK (5023)	LARGE COUNTY AND MUNICIPAL RECREATION AND PARKS (5150)	DEFERRED MAINTENANCE (5166)	TOTALS (EXHIBIT II) 2018
REVENUES					
Legislative Appropriations:					
Original Appropriations (GR)	\$ -	\$ -	\$ -	\$ -	\$ 31,862,198.00
Additional Appropriations (GR)	-	-	-	-	4,638,982.40
Taxes (GR)	-	-	-	-	3,336,334.39
Federal Revenue (PR-Operating Grants & Contr)	-	-	-	-	55,627,367.63
Federal Pass-Through Revenue (PR-Operating Grants & Contr)	-	-	-	-	2,982,428.96
State Grant Pass-Through Revenue (PR-Operating Grants & Contr)	-	-	-	-	667,703.97
Licenses, Fees and Permits (PR-Chg for Serv)	-	(9,294.26)	-	-	200,002,353.79
Interest, Dividend and Other Income (GR)	-	-	-	-	2,084,472.78
Land Income (PR-Chg for Serv)	-	-	-	-	2,291,212.49
Settlement of Claims (GR)	-	-	-	-	230,593.98
Sales of Goods and Services (PR-Chg for Serv)	-	-	-	-	3,193,989.19
Other (PR-Operating Grants & Contr)	-	-	-	-	6,948,981.47
Other (GR)	-	-	-	-	1,737,794.63
TOTAL REVENUES	-	(9,294.26)	-	-	315,604,413.68
EXPENDITURES					
Salaries and Wages	427,345.09	-	337,537.93	9,572.78	164,661,270.71
Payroll Related Costs	445,773.56	-	1,468,778.86	2,827.01	72,743,779.90
Professional Fees and Services	576,182.89	-	2,413.20	1,924,856.18	8,987,711.80
Travel	36,644.38	-	14,705.99	507.42	2,855,266.58
Materials and Supplies	(1,027,437.44)	-	1,240.54	(56,255,965.73)	(46,627,539.41)
Communication and Utilities	-	-	6,002.02	(1,277.42)	12,984,275.04
Repairs and Maintenance	631,611.14	-	8,600.58	2,570,122.32	14,655,773.87
Rentals and Leases	(4,685.40)	-	1,323.50	-	3,846,570.83
Printing and Reproduction	8,559.49	-	586.61	-	1,766,330.42
Claims and Judgements	-	-	-	-	215,618.10
Federal Grant Pass-Through Expenditure	-	-	-	-	3,378,746.89
State Grant Pass-Through Expenditure	-	-	30,392.50	-	2,442,289.42
Intergovernmental Payments	-	-	(12,754,545.22)	-	(53,652,971.40)
Public Assistance Payments	-	-	144,740.97	-	8,386,270.23
Other Expenditures	338,727.81	-	8,021.13	(12,669,416.73)	(8,024,028.75)
Capital Outlay	3,035,204.10	-	12,260.00	44,192,931.15	66,531,908.32
TOTAL EXPENDITURES	4,467,925.62	-	(10,717,941.39)	(20,225,843.02)	255,151,272.55
Excess (Deficiency) of Revenues					
Over (Under) Expenditures	(4,467,925.62)	(9,294.26)	10,717,941.39	20,225,843.02	60,453,141.13
OTHER FINANCING SOURCES (USES)					
Sale of Capital Assets	-	-	-	-	798,094.51
Transfers-In	29,202,696.26	-	6,331,680.16	50,558,699.47	174,497,154.48
Transfers-Out	-	(1,395,331.62)	-	-	(8,901,233.51)
Insurance Recoveries	-	-	-	-	22,364.95
TOTAL OTHER FINANCING SOURCES (USES)	29,202,696.26	(1,395,331.62)	6,331,680.16	50,558,699.47	166,416,380.43
SPECIAL ITEMS					
Proceeds from Sale of Park Land	-	-	-	-	-
EXTRAORDINARY ITEMS					
Natural Disaster	-	-	-	-	-
Net Change in Fund Balances	24,734,770.64	(1,404,625.88)	17,049,621.55	70,784,542.49	226,869,521.56
FUND FINANCIAL STATEMENT - FUND BALANCES					
Fund Balances, September 1, 2017	281,400.04	1,404,625.88	757,804.70	(71,221,942.21)	49,686,699.39
Restatements (Note 14)	-	-	-	-	-
Fund Balances, September 1, 2017, as Restated	281,400.04	1,404,625.88	757,804.70	(71,221,942.21)	49,686,699.39
Appropriations Lapsed	-	-	-	-	(1,003,776.77)
FUND BALANCES, AUGUST 31, 2018	\$ 25,016,170.68	\$ (0.00)	\$ 17,807,426.25	\$ (437,399.72)	\$ 275,552,444.18

Texas Parks and Wildlife Department (802)
EXHIBIT C-1 - COMBINING BALANCE SHEET – DEBT SERVICE FUNDS
 August 31, 2018

TEXAS PARKS DEVELOPMENT BONDS INTEREST AND SINKING FUND (0409)	TOTALS (EXHIBIT I) 2018
--	-------------------------------

ASSETS			
Current Assets:			
Cash and Cash Equivalents			
Cash in State Treasury	\$	53.48	\$ 53.48
Receivables from:			
Interest and Dividends		10.00	10.00
Total Current Assets		63.48	63.48
Total Non-Current Assets		-	-
TOTAL ASSETS	\$	63.48	\$ 63.48
DEFERRED OUTFLOWS OF RESOURCES			
Deferred Outflows of Resources		-	-
TOTAL DEFERRED OUTFLOWS OF RESOURCES		-	-
LIABILITIES, DEFERRED INFLOWS OF RESOURCES AND FUND BALANCES			
Total Current Liabilities	\$	-	\$ -
Total Non-Current Liabilities		-	-
TOTAL LIABILITIES		-	-
DEFERRED INFLOWS OF RESOURCES			
Deferred Inflows of Resources		-	-
TOTAL DEFERRED INFLOWS OF RESOURCES		-	-
Fund Balances (Deficits):			
Restricted		63.48	63.48
Committed		-	-
Assigned		-	-
Unassigned		-	-
Total Fund Balances		63.48	63.48
TOTAL LIABILITIES, DEFERRED INFLOWS OF RESOURCES AND FUND BALANCES	\$	63.48	\$ 63.48

Texas Parks and Wildlife Department (802)
EXHIBIT C-2 - COMBINING STATEMENT OF REVENUES, EXPENDITURES
AND CHANGES IN FUND BALANCES - Debt Service Funds
 For the fiscal year ended August 31, 2018

	TEXAS PARKS DEVELOPMENT BONDS INTEREST AND SINKING FUND (0409)		TOTALS (EXHIBIT II) 2018	
REVENUES				
Interest, Dividend and Other Income (GR)	\$	221.00	\$	221.00
TOTAL REVENUES		221.00		221.00
EXPENDITURES				
TOTAL EXPENDITURES		-		-
Excess (Deficiency) of Revenues Over (Under) Expenditures		221.00		221.00
OTHER FINANCING SOURCES (USES)				
Transfers-Out		(197.67)		(197.67)
TOTAL OTHER FINANCING SOURCES (USES)		(197.67)		(197.67)
SPECIAL ITEMS				
Proceeds from Sale of Park Land		-		-
EXTRAORDINARY ITEMS				
Natural Disaster		-		-
Net Change in Fund Balances		23.33		23.33
FUND FINANCIAL STATEMENT - FUND BALANCES				
Fund Balances, September 1, 2017		40.15		40.15
Restatements (Note 14)		-		-
Fund Balances, September 1, 2017, as Restated		40.15		40.15
Appropriations Lapsed		-		-
FUND BALANCES, AUGUST 31, 2018	\$	63.48	\$	63.48

UNAUDITED

Texas Parks and Wildlife Department (802)
 EXHIBIT D-1 - COMBINING BALANCE SHEET - Capital Projects Funds
 August 31, 2018

	T.P.F.A. G.O. COMMERCIAL PAPER SERIES 2008 TPWD PROJECT 1A FUND (7635)		T.P.F.A. G.O. COMMERCIAL PAPER SERIES 2008 TPWD PROJECT 1B FUND (7647)	
ASSETS				
Current Assets:				
Due From Other Agencies	\$	-	\$	-
Total Current Assets		-		-
Total Non-Current Assets		-		-
TOTAL ASSETS	\$	-	\$	-
DEFERRED OUTFLOWS OF RESOURCES				
Deferred Outflows of Resources		-		-
TOTAL DEFERRED OUTFLOWS OF RESOURCES		-		-
LIABILITIES, DEFERRED INFLOWS OF RESOURCES AND FUND BALANCES				
Liabilities				
Current Liabilities:				
Payables from:				
Accounts	\$	-	\$	-
Total Current Liabilities		-		-
Total Non-Current Liabilities		-		-
TOTAL LIABILITIES		-		-
DEFERRED INFLOWS OF RESOURCES				
Deferred Inflows of Resources		-		-
TOTAL DEFERRED INFLOWS OF RESOURCES		-		-
Fund Balances (Deficits):				
Restricted		103,740.72		306,023.11
Committed		-		-
Assigned		-		-
Unassigned		(103,740.72)		(306,023.11)
Total Fund Balances		-		-
TOTAL LIABILITIES, DEFERRED INFLOWS OF RESOURCES AND FUND BALANCES	\$	-	\$	-

UNAUDITED

Texas Parks and Wildlife Department (802)
 EXHIBIT D-1 - COMBINING BALANCE SHEET - Capital Projects Funds
 August 31, 2018

	T.P.F.A. G.O. COMMERCIAL PAPER SERIES 2008 TPWD PROJECT 1C FUND (7654)	T.P.F.A. G.O. COMMERCIAL PAPER SERIES 2008 TPWD PROJECT 1D FUND (7659)	TOTALS (EXHIBIT I) 2018
ASSETS			
Current Assets:			
Due From Other Agencies	\$ 8,529.29	\$ 728.97	\$ 9,258.26
Total Current Assets	8,529.29	728.97	9,258.26
Total Non-Current Assets	-	-	-
TOTAL ASSETS	\$ 8,529.29	\$ 728.97	\$ 9,258.26
DEFERRED OUTFLOWS OF RESOURCES			
Deferred Outflows of Resources	-	-	-
TOTAL DEFERRED OUTFLOWS OF RESOURCES	-	-	-
LIABILITIES, DEFERRED INFLOWS OF RESOURCES AND FUND BALANCES			
Liabilities			
Current Liabilities:			
Payables from:			
Accounts	\$ 83,159.31	\$ 5,184.15	\$ 88,343.46
Total Current Liabilities	83,159.31	5,184.15	88,343.46
Total Non-Current Liabilities	-	-	-
TOTAL LIABILITIES	83,159.31	5,184.15	88,343.46
DEFERRED INFLOWS OF RESOURCES			
Deferred Inflows of Resources	-	-	-
TOTAL DEFERRED INFLOWS OF RESOURCES	-	-	-
Fund Balances (Deficits):			
Restricted	-	-	409,763.83
Committed	-	-	-
Assigned	-	-	-
Unassigned	(74,630.02)	(4,455.18)	(488,849.03)
Total Fund Balances	(74,630.02)	(4,455.18)	(79,085.20)
TOTAL LIABILITIES, DEFERRED INFLOWS OF RESOURCES AND FUND BALANCES	\$ 8,529.29	\$ 728.97	\$ 9,258.26

Texas Parks and Wildlife Department (802)
EXHIBIT D-2 - COMBINING STATEMENT OF REVENUES, EXPENDITURES AND
CHANGES IN FUND BALANCES - Capital Projects Funds
 For the fiscal year ended August 31, 2018

	T.P.F.A. G.O. COMMERCIAL PAPER SERIES 2008 TPWD PROJECT 1A FUND (7635)	T.P.F.A. G.O. COMMERCIAL PAPER SERIES 2008 TPWD PROJECT 1B FUND (7647)
REVENUES		
TOTAL REVENUES	\$ -	\$ -
EXPENDITURES		
Salaries and Wages	7,655.56	3,423.47
Payroll Related Costs	2,484.93	1,033.71
Professional Fees and Services	-	8,676.25
Travel	2,214.63	-
Materials and Supplies	(5,566.89)	(214,614.12)
Communication and Utilities	-	-
Repairs and Maintenance	87,876.38	55,952.43
Rentals and Leases	-	-
Printing and Reproduction	-	-
Other Expenditures	(95,011.05)	(50,863.89)
Capital Outlay	15,523.02	246,732.01
TOTAL EXPENDITURES	15,176.58	50,339.86
Excess (Deficiency) of Revenues Over (Under) Expenditures	(15,176.58)	(50,339.86)
OTHER FINANCING SOURCES (USES)		
Transfers-In	118,917.30	750,000.00
Transfers-Out	-	(393,637.03)
TOTAL OTHER FINANCING SOURCES (USES)	118,917.30	356,362.97
SPECIAL ITEMS		
Proceeds from Sale of Park Land	-	-
EXTRAORDINARY ITEMS		
Natural Disaster	-	-
Net Change in Fund Balances	103,740.72	306,023.11
FUND FINANCIAL STATEMENT - FUND BALANCES		
Fund Balances, September 1, 2017	(103,740.72)	(306,023.11)
Restatements (Note 14)	-	-
Fund Balances, September 1, 2017, as Restated	(103,740.72)	(306,023.11)
Appropriations Lapsed	-	-
FUND BALANCES, AUGUST 31, 2018	\$ -	\$ -

Texas Parks and Wildlife Department (802)
EXHIBIT D-2 - COMBINING STATEMENT OF REVENUES, EXPENDITURES AND
CHANGES IN FUND BALANCES - Capital Projects Funds
 For the fiscal year ended August 31, 2018

	T.P.F.A. G.O. COMMERCIAL PAPER SERIES 2008 TPWD PROJECT 1C FUND (7654)	T.P.F.A. G.O. COMMERCIAL PAPER SERIES 2008 TPWD PROJECT 1D FUND (7659)	TOTALS (EXHIBIT II) 2018
REVENUES			
TOTAL REVENUES	\$ -	\$ -	\$ -
EXPENDITURES			
Salaries and Wages	123,973.74	66,106.44	201,159.21
Payroll Related Costs	41,377.26	21,327.27	66,223.17
Professional Fees and Services	680,110.77	61,271.48	750,058.50
Travel	5,980.45	4,977.92	13,173.00
Materials and Supplies	(4,650,976.84)	(1,209,182.68)	(6,080,340.53)
Communication and Utilities	1,671.32	0.31	1,671.63
Repairs and Maintenance	(340,203.85)	361,006.85	164,631.81
Rentals and Leases	491.31	625.43	1,116.74
Printing and Reproduction	1,329.38	994.73	2,324.11
Other Expenditures	(4,195,164.44)	(127,270.70)	(4,468,310.08)
Capital Outlay	4,644,842.12	1,141,708.91	6,048,806.06
TOTAL EXPENDITURES	(3,686,568.78)	321,565.96	(3,299,486.38)
Excess (Deficiency) of Revenues Over (Under) Expenditures	3,686,568.78	(321,565.96)	3,299,486.38
OTHER FINANCING SOURCES (USES)			
Transfers-In	8,000,000.00	2,000,000.00	10,868,917.30
Transfers-Out	(2,587,615.91)	(94,869.83)	(3,076,122.77)
TOTAL OTHER FINANCING SOURCES (USES)	5,412,384.09	1,905,130.17	7,792,794.53
SPECIAL ITEMS			
Proceeds from Sale of Park Land	-	-	-
EXTRAORDINARY ITEMS			
Natural Disaster	-	-	-
Net Change in Fund Balances	9,098,952.87	1,583,564.21	11,092,280.91
FUND FINANCIAL STATEMENT - FUND BALANCES			
Fund Balances, September 1, 2017	(9,173,582.89)	(1,588,019.39)	(11,171,366.11)
Restatements (Note 14)	-	-	-
Fund Balances, September 1, 2017, as Restated	(9,173,582.89)	(1,588,019.39)	(11,171,366.11)
Appropriations Lapsed	-	-	-
FUND BALANCES, AUGUST 31, 2018	\$ (74,630.02)	\$ (4,455.18)	\$ (79,085.20)

Texas Parks and Wildlife Department (802)
EXHIBIT E-1 - COMBINING BALANCE SHEET - Permanent Funds
 August 31, 2018

STATE PARKS ENDOWMENT TRUST ACCOUNT (0885)	TOTALS (EXHIBIT I) 2018
--	--

ASSETS

Current Assets:

Cash and Cash Equivalents

Cash in State Treasury

\$ 640,977.38 \$ 640,977.38

Receivables from:

Interest and Dividends

1,142.92 1,142.92

Total Current Assets 642,120.30 642,120.30

Total Non-Current Assets - -

TOTAL ASSETS \$ 642,120.30 \$ 642,120.30

DEFERRED OUTFLOWS OF RESOURCES

Deferred Outflows of Resources

- -

TOTAL DEFERRED OUTFLOWS OF RESOURCES - -

LIABILITIES, DEFERRED INFLOWS OF RESOURCES AND FUND BALANCES

Total Current Liabilities \$ - \$ -

Total Non-Current Liabilities - -

TOTAL LIABILITIES - -

DEFERRED INFLOWS OF RESOURCES

Deferred Inflows of Resources

- -

TOTAL DEFERRED INFLOWS OF RESOURCES - -

Fund Balances (Deficits):

Nonspendable

287,277.24 287,277.24

Restricted

354,843.06 354,843.06

Committed

- -

Assigned

- -

Unassigned

- -

Total Fund Balances 642,120.30 642,120.30

TOTAL LIABILITIES, DEFERRED INFLOWS OF RESOURCES AND FUND BALANCES \$ 642,120.30 \$ 642,120.30

Texas Parks and Wildlife Department (802)
EXHIBIT E-2 - COMBINING STATEMENT OF REVENUES, EXPENDITURES
AND CHANGES IN FUND BALANCES - Permanent Funds
 For the fiscal year ended August 31, 2018

STATE PARKS ENDOWMENT TRUST ACCOUNT (0885)	TOTALS (EXHIBIT II) 2018
--	---

REVENUES			
Interest, Dividend and Other Income (GR)	\$	10,824.93	\$ 10,824.93
TOTAL REVENUES		10,824.93	10,824.93
EXPENDITURES			
TOTAL EXPENDITURES		-	-
Excess (Deficiency) of Revenues Over (Under) Expenditures		10,824.93	10,824.93
OTHER FINANCING SOURCES (USES)			
TOTAL OTHER FINANCING SOURCES (USES)		-	-
SPECIAL ITEMS			
Proceeds from Sale of Park Land		-	-
EXTRAORDINARY ITEMS			
Natural Disaster		-	-
Net Change in Fund Balances		10,824.93	10,824.93
FUND FINANCIAL STATEMENT - FUND BALANCES			
Fund Balances, September 1, 2017		631,295.37	631,295.37
Restatements (Note 14)		-	-
Fund Balances, September 1, 2017, as Restated		631,295.37	631,295.37
Appropriations Lapsed		-	-
FUND BALANCES, AUGUST 31, 2018	\$	642,120.30	\$ 642,120.30

Texas Parks & Wildlife Department (802)
EXHIBIT J-1 - COMBINING STATEMENT OF CHANGES IN
ASSETS AND LIABILITIES - Agency Funds
 August 31, 2018

	BEGINNING BALANCE SEPTEMBER 1, 2017	ADDITIONS	DEDUCTIONS	ENDING BALANCE AUGUST 31, 2018
--	---	-----------	------------	--------------------------------------

Unappropriated Collections General Revenue Fund (0001) U/F (1000)

ASSETS				
Current				
Cash on Hand	\$ 0.80	\$ -	\$ 0.80	\$ -
Cash in State Treasury	-	46,097.68	46,097.68	-
Restricted - Cash in Bank	-	4.00	-	4.00
Total Current Assets	\$ 0.80	\$ 46,101.68	\$ 46,098.48	\$ 4.00
LIABILITIES				
Current				
Funds Held for Others	\$ 0.80	\$ 46,101.68	\$ 46,098.48	\$ 4.00
Total Current Liabilities	\$ 0.80	\$ 46,101.68	\$ 46,098.48	\$ 4.00

P&W Point of Sale Deposits Escrow Trust (0843)

ASSETS				
Current				
Cash On Hand	\$ 75.00	\$ -	\$ 75.00	\$ -
Cash in State Treasury	201,330.93	232,053.93	220,338.93	213,045.93
Restricted - Cash in Bank	-	375.00	-	375.00
Total Current Assets	\$ 201,405.93	\$ 232,428.93	\$ 220,413.93	\$ 213,420.93
LIABILITIES				
Current				
Accounts Payable	\$ -	\$ 1,400.00	\$ 1,400.00	\$ -
Funds Held for Others	201,405.93	232,428.93	220,413.93	213,420.93
Total Current Liabilities	\$ 201,405.93	\$ 233,828.93	\$ 221,813.93	\$ 213,420.93

Suspense - Star of the Republic Museum (0900) U/F (0922) *

ASSETS				
Current				
Cash in State Treasury	\$ 10,657.71	\$ 26,791.30	\$ 26,915.71	\$ 10,533.30
Total Current Assets	\$ 10,657.71	\$ 26,791.30	\$ 26,915.71	\$ 10,533.30
LIABILITIES				
Current				
Accounts Payable	\$ -	\$ 16,258.00	\$ 16,258.00	\$ -
Funds Held for Others	10,657.71	26,791.30	26,915.71	10,533.30
Total Current Liabilities	\$ 10,657.71	\$ 43,049.30	\$ 43,173.71	\$ 10,533.30

Suspense - USFWS Refuge Hunt Permit (0900) U/F (0936) *

ASSETS				
Current				
Cash in State Treasury	\$ -	\$ 215,555.00	\$ 153,434.50	\$ 62,120.50
Restricted - Cash in Bank	-	68,399.50	11,960.00	56,439.50
Total Current Assets	\$ -	\$ 283,954.50	\$ 165,394.50	\$ 118,560.00
LIABILITIES				
Current				
Accounts Payable	\$ -	\$ 151,933.50	\$ 151,933.50	\$ -
Funds Held for Others	-	283,954.50	165,394.50	118,560.00
Total Current Liabilities	\$ -	\$ 435,888.00	\$ 317,328.00	\$ 118,560.00

Texas Parks & Wildlife Department (802)
EXHIBIT J-1 - COMBINING STATEMENT OF CHANGES IN
ASSETS AND LIABILITIES - Agency Funds
 August 31, 2018

BEGINNING BALANCE SEPTEMBER 1, 2017	ADDITIONS	DEDUCTIONS	ENDING BALANCE AUGUST 31, 2018
---	-----------	------------	--------------------------------------

Suspense - License Donation Veterans (0900) U/F (0937) *

ASSETS				
Current				
Cash in State Treasury	\$ 26,611.00	\$ 145,711.00	\$ 154,849.00	\$ 17,473.00
Restricted - Cash in Bank	-	35,421.95	-	35,421.95
Total Current Assets	\$ 26,611.00	\$ 181,132.95	\$ 154,849.00	\$ 52,894.95
LIABILITIES				
Current				
Due to Other Agencies	\$ 30,211.00	\$ 302,119.90	\$ 295,387.95	\$ 36,942.95
Funds Held for Others	(3,600.00)	181,132.95	161,580.95	15,952.00
Total Current Liabilities	\$ 26,611.00	\$ 483,252.85	\$ 456,968.90	\$ 52,894.95

Suspense - License Donation Hungry Texans (0900) U/F (0938) *

ASSETS				
Current				
Cash in State Treasury	\$ 19,065.00	\$ 107,135.00	\$ 114,240.00	\$ 11,960.00
Restricted - Cash in Bank	-	12,916.90	-	12,916.90
Total Current Assets	\$ 19,065.00	\$ 120,051.90	\$ 114,240.00	\$ 24,876.90
LIABILITIES				
Current				
Accounts Payable	\$ -	\$ 106,472.00	\$ 106,472.00	\$ -
Funds Held for Others	19,065.00	120,051.90	114,240.00	24,876.90
Total Current Liabilities	\$ 19,065.00	\$ 226,523.90	\$ 220,712.00	\$ 24,876.90

Suspense - Local Hotel Taxes (0900) U/F (0939) *

ASSETS				
Current				
Cash in State Treasury	\$ 54,674.32	\$ 313,916.85	\$ 311,201.17	\$ 57,390.00
Restricted - Cash in Bank	-	10,110.89	11,988.99	(1,878.10)
Interfund Receivable	-	102.49	102.49	-
Due From Other Funds	2.40	100.09	2.40	100.09
Total Current Assets	\$ 54,676.72	\$ 324,230.32	\$ 323,295.05	\$ 55,611.99
LIABILITIES				
Current				
Accounts Payable	\$ -	\$ 119,348.18	\$ 119,348.18	\$ -
Funds Held for Others	54,676.72	324,100.23	323,164.96	55,611.99
Total Current Liabilities	\$ 54,676.72	\$ 443,448.41	\$ 442,513.14	\$ 55,611.99

USPS - Overpayments to Employees (0900) U/F (9015) *

ASSETS				
Current				
Cash in State Treasury	\$ 19,893.08	\$ 51,951.85	\$ 56,549.42	\$ 15,295.51
Total Current Assets	\$ 19,893.08	\$ 51,951.85	\$ 56,549.42	\$ 15,295.51
LIABILITIES				
Current				
Funds Held for Others	\$ 19,893.08	\$ 51,951.85	\$ 56,549.42	\$ 15,295.51
Total Current Liabilities	\$ 19,893.08	\$ 51,951.85	\$ 56,549.42	\$ 15,295.51

Agency Suspense Payable Deducts (0900) U/F (9904) *

ASSETS				
Current				
Cash in State Treasury	\$ -	\$ 388,473.85	\$ 388,217.65	\$ 256.20
Total Current Assets	\$ -	\$ 388,473.85	\$ 388,217.65	\$ 256.20

Texas Parks & Wildlife Department (802)
EXHIBIT J-1 - COMBINING STATEMENT OF CHANGES IN
ASSETS AND LIABILITIES - Agency Funds
 August 31, 2018

	BEGINNING BALANCE SEPTEMBER 1, 2017	ADDITIONS	DEDUCTIONS	ENDING BALANCE AUGUST 31, 2018
--	---	-----------	------------	--------------------------------------

LIABILITIES

Current					
Funds Held for Others	\$	-	\$ 388,473.85	\$ 388,217.65	\$ 256.20
Total Current Liabilities	\$	-	\$ 388,473.85	\$ 388,217.65	\$ 256.20

Correction Account - Direct Deposit (0980)

ASSETS

Current					
Cash in State Treasury	\$	-	\$ 22,268.38	\$ 22,268.38	\$ -
Total Current Assets	\$	-	\$ 22,268.38	\$ 22,268.38	\$ -

LIABILITIES

Current					
Funds Held for Others	\$	-	\$ 22,268.38	\$ 22,268.38	\$ -
Total Current Liabilities	\$	-	\$ 22,268.38	\$ 22,268.38	\$ -

USPS - Direct Deposit Return Money (0980) U/F (9014) *

ASSETS

Current					
Cash in State Treasury	\$	-	\$ 36,686.25	\$ 36,686.25	\$ -
Total Current Assets	\$	-	\$ 36,686.25	\$ 36,686.25	\$ -

LIABILITIES

Current					
Funds Held for Others	\$	-	\$ 36,686.25	\$ 36,686.25	\$ -
Total Current Liabilities	\$	-	\$ 36,686.25	\$ 36,686.25	\$ -

Child Support Addenda Deducts - Suspense (0807) U/F (8070) *

ASSETS

Current					
Cash in State Treasury	\$	34,808.89	\$ 441,038.01	\$ 443,939.32	\$ 31,907.58
Total Current Assets	\$	34,808.89	\$ 441,038.01	\$ 443,939.32	\$ 31,907.58

LIABILITIES

Current					
Accounts Payable	\$	-	\$ 409,130.43	\$ 409,130.43	\$ -
Funds Held for Others		34,808.89	441,038.01	443,939.32	31,907.58
Total Current Liabilities	\$	34,808.89	\$ 850,168.44	\$ 853,069.75	\$ 31,907.58

TOTALS - ALL AGENCY FUNDS

ASSETS

Current					
Cash on Hand	\$	75.80	\$ -	\$ 75.80	\$ -
Cash in State Treasury		367,040.93	2,027,679.10	1,974,738.01	419,982.02
Restricted - Cash in Bank		-	127,228.24	23,948.99	103,279.25
Interfund Receivable		-	102.49	102.49	-
Due From Other Funds		2.40	100.09	2.40	100.09
Total Current Assets	\$	367,119.13	\$ 2,155,109.92	\$ 1,998,867.69	\$ 523,361.36

LIABILITIES

Current					
Accounts Payable	\$	-	\$ 804,542.11	\$ 804,542.11	\$ -
Due to Other Agencies		30,211.00	302,119.90	295,387.95	36,942.95
Funds Held for Others		336,908.13	2,154,979.83	2,005,469.55	486,418.41
Total Current Liabilities	\$	367,119.13	\$ 3,261,641.84	\$ 3,105,399.61	\$ 523,361.36

*GAAP Fund is noted as (XXXX), USAS D23 U/F (XXXX)



Notes to the Financial Statements



TEXAS PARKS AND WILDLIFE DEPARTMENT (802)

NOTE 1: Summary of Significant Accounting Policies**Entity**

The accompanying financial statements reflect the financial position of the Texas Parks and Wildlife Department (TPWD). TPWD is an agency of the State of Texas, and its financial records comply with state statutes and regulations. This includes compliance with the Texas Comptroller of Public Accounts' *Reporting Requirements - Annual Financial Reports of State Agencies and Universities*.

TPWD, established by the Legislature in 1963 by merging the State Parks Board and the Game and Fish Commission, operates under the Parks and Wildlife Code. Policy direction is provided by the Texas Parks and Wildlife Commission. An Executive Director, appointed by the Commission, directs the administration of TPWD.

TPWD's primary functions are management and conservation of the state's natural and cultural resources, provision of outdoor recreational opportunities, conservation education and outreach, and cultural/historical interpretation. To this end, TPWD:

- Operates and maintains a system of public lands including wildlife management areas, fish hatcheries, and state parks, historic sites, and natural areas.
- Serves as the state agency with primary responsibility for conserving, protecting and enhancing the state's fish and wildlife resources. In fulfilling these responsibilities, TPWD monitors and assesses habitats, provides technical assistance to landowners, surveys fish and game/nongame populations, conducts research and demonstration projects, and stocks inland and coastal waters with game fish.
- Regulates and enforces commercial and recreational fishing, hunting, boating, water safety and nongame laws in the state as well as the Texas Parks and Wildlife Code, the Penal Code, the Water Code and the Antiquities Code.
- Monitors, conserves and enhances aquatic and wildlife habitat, including the quality and quantity of rivers, streams, lakes, coastal marshes, bays, beaches and gulf waters. By statute, TPWD coordinates much of this activity with other state and federal agencies.
- Informs and educates the public regarding laws and rules regulating fish, game/nongame wildlife and environmental habitats, boating safety, firearm safety for hunters, fish and wildlife conservation and outdoor recreation in general.
- Provides direct matching grants to local political subdivisions and non-profit entities for planning, acquisition or development of local parks, indoor and outdoor recreational facilities, and for recreation, conservation and education programs for underserved populations.

Due to statewide requirements embedded in Governmental Accounting Standards Board Statement No. 34, *Basic Financial Statements – and Management's Discussion and Analysis – for State and Local Governments*, the Comptroller of Public Accounts does not require the accompanying annual financial report to comply with all the requirements in this statement. The financial report will be considered for audit by the State Auditor as part of the audit of the State of Texas *Comprehensive Annual Financial Report (CAFR)*; therefore, an opinion has not been expressed on the financial statements and related information contained in this report.

Blended and Discretely Presented Component Units:

No blended or discretely presented component units have been identified.

TEXAS PARKS AND WILDLIFE DEPARTMENT (802)

NOTE 1: Summary of Significant Accounting Policies (Continued)**Fund Structure**

The accompanying financial statements are presented on the basis of funds, each of which is considered a separate accounting entity. The operations of each fund are accounted for with a separate set of self-balancing accounts that comprise its assets, liabilities, revenues, expenditures and fund balances/net position. These accounts are segregated for the purpose of carrying on specific activities or attaining certain objectives in accordance with special regulations, restrictions, or limitations.

Governmental Fund Types & Government-wide Adjustment Fund Types

General and administrative operations of TPWD are financed from general revenue, debt service, capital project and permanent funds. General revenue funds serve as the general operating funds of the agency used to account for most of the agency's general activities. Debt service funds are used to account for and report financial resources that are restricted, committed or assigned to expenditure for principal and interest payments. Capital projects funds are used to account for and report financial resources that are restricted, committed or assigned to expenditure for capital outlays, including the acquisition or construction of capital facilities and other capital assets. Permanent funds are used to report resources legally restricted to the extent that only earnings, and not principal, may be used for purposes that support the agency's programs.

General Revenue Funds (GAAP Fund Type 01):

General Revenue Fund (Fund 0001) – Is the principle operating fund used to account for all financial resources of the state except those required to be accounted for in another fund.

Game, Fish and Water Safety (Fund 0009) - To receive revenues from: licenses, stamps, fees, permits and fines involving the laws and duties regarding game and fish; sales of marl, sand, shell, gravel and mud shell; oyster bed rentals and permits; federal funds received under chapter 77; sale of property purchased from this account; titling and licensing registration fees; fines/penalties for violation of laws pertaining to wildlife protection and conservation; sale of rough fish, seized pelts; sale or lease of grazing rights; and other sources as provided by law. To be used for administration/enforcement of game, fish, and water safety laws, wildlife management, expansion/development, research, boat ramps and other uses provided by law.

State Parks (Fund 0064) - To receive the revenue from grants or operation of concessions in state parks or fishing publications on state parks, state historic sites, or state scientific areas; fines and penalties; permit application fees; allocation from sporting goods tax revenues; and revenue from other sources provided by law. TPWD may also deposit to the credit of the state parks account all revenue, less allowable costs, from the following sources: (1) private contributions, grants, and donations received for state parks-related purposes; and (2) federal funds received for state parks-related purposes. This account is not earmarked or dedicated for a specific purpose; however, the Legislature has followed the practice of appropriating money in the account for the maintenance and improvement of State Parks.

Federal Land and Water Conservation (Fund 0223) - To receive from federal government and/or any other source for paying cost of planning, acquisition, operation and development of outdoor recreation resources and administrative expenses incident to projects or programs under the scope of "Land and Water Conservation Act of 1965" (Public Law 88-578).

TEXAS PARKS AND WILDLIFE DEPARTMENT (802)

NOTE 1: Summary of Significant Accounting Policies (Continued)

Texas Recreation and Parks (Fund 0467) - To make assistance grants to political subdivisions, direct state matching grants to political subdivisions, and to acquire and develop state parks, recreational areas, open-space and natural areas. Grants may also be made for recreation, conservation, or education programs for underserved populations, including administrative costs. Grants are made only to a county or municipality with a population less than 500,000 or any other political subdivision that is not a county or municipality.

Non-Game and Endangered Species Conservation (Fund 0506) - To receive private contributions, grants, receipts from the sale of wildlife prints, decals and stamps, income from entrance fees, easements, mineral leases, grazing leases and sale of products from lands purchased from this account. The account may be used only for the following purposes:

- (1) dissemination of information pertaining to non-game and endangered species conservation, management, and values;
- (2) scientific investigation and survey of non-game and endangered species for better protection and conservation;
- (3) propagation, distribution, protection, and restoration of non-game and endangered species;
- (4) research and management of non-game and endangered species;
- (5) development of habitats for non-game and endangered species;
- (6) acquisition of habitats for non-game and endangered species; and
- (7) matching of funds available to TPWD.

Lifetime License Endowment (Fund 0544) - To receive money from lifetime hunting, fishing, combination licenses, private contributions, grants/donations and interest income. Money and interest may be used only to acquire, develop, manage and repair public hunting/fishing areas and to make capital purchases related to fisheries and wildlife resources. No expenditure shall be made from the principal. Account must retain a \$20 million balance and is invested based on commission rule.

Economic Stabilization Fund (Fund 0599) - Revenue to the fund consists of transfers from General Revenue Fund 0001 of:

- (1) At least one-half of an amount equal to 75 percent of oil production and natural gas production tax revenues in any fiscal year that exceeds fiscal 1987 collections.
- (2) One-half of any unencumbered General Revenue surplus at the end of each biennium.

Fund may include any other money appropriated to the fund by the legislature. Fund may be used to eliminate temporary cash deficiency in Fund (0001). Legislature may appropriate the fund for any purpose if two-thirds vote of members present in each house is received.

The Constitution caps the maximum balance at an amount not to exceed 10% of GR deposited during the previous biennium excluding investment income, interest income and amounts borrowed from special funds. A special committee of the Legislature determines and adopts a minimum balance for the fund.

The amount above the minimum balance is to be invested by the Comptroller's Office per Government Code 404.024(j) investment standards.

Artificial Reef (Fund 0679) - Used promote to manage artificial reefs or artificial reef systems, including siting, designing, constructing, and monitoring. Account consists of grants, donations, of money or materials, and other forms of assistance from private and public sources.

TEXAS PARKS AND WILDLIFE DEPARTMENT (802)

NOTE 1: Summary of Significant Accounting Policies (Continued)

License Plate Trust Fund (Fund 0802) - Created in the treasury for deposit of specialty license plate fees and related revenue collected under Subchapter G, Transportation Code previously deposited in various General Revenue accounts. Also includes balances of specialty license plate General Revenue accounts for specialty license plate established under Subchapter G, Transportation Code. Dedicated balances and revenues are to be deposited into accounts within the fund to be used in accordance with their specific statutory purpose.

Parks and Wildlife Conservation and Capital (Fund 5004) - Created to receive credits under § 151.801, Tax Code after required allocations made and revenue bond proceeds issued under § 13.0045 for Parks and Wildlife facilities. Only to acquire and develop and maintain parks, fisheries and wildlife projects including:

Developing and improving land and facilities.

- (1) Debt service on certain park development bonds.
- (2) Local Park grants.
- (3) Partnerships to enhance conservation.
- (4) Operational and maintenance costs.
- (5) Matching money for federal grants.

Shrimp License Buy Back (Fund 5023) - Created in General Revenue to receive fees increased by 15%, NTE \$25, for the following licenses: bait-shrimp dealers, wholesale fish dealers, wholesale truck dealers, retail fish dealers, retail dealers trucks, commercial bait-shrimp boats, commercial bay shrimp boats, commercial gulf shrimp boats and transfer fee for commercial bay or bait shrimp boats. Used only to buy back shrimp from a willing license holder, a commercial bay or bait shrimp boat license.

Large County and Municipal Recreation and Parks (Fund 5150) - Account to receive a percentage credit from sporting goods taxes under § 151.801, Tax Code, other sources as required by law, private contributions, grants, donations and federal funds. To be used for grants to large counties and municipalities for the acquisition or development of indoor public recreation facilities.

Deferred Maintenance (Fund 5166) - An account in General Revenue consisting of money appropriated, credited, or transferred at the direction of the legislature. For the repair of state buildings, increasing the efficiency of building operations, and addressing deferred maintenance issues.

Money coming to the fund (and interest earned on that money) from Parks and Wildlife funds and accounts subject to certain federal restrictions, are still subject to federal restrictions after transfer to GR Account 5166 and may only be used for managing the state's fish and wildlife resources.

Debt Service Funds (GAAP Fund Type 03):

Texas Parks Development Bonds Interest and Sinking Fund (Fund 0409) - To receive transfer receipts from funds provided by statute; to receive net receipts from entrance or gate fees, and investment receipts. To be used exclusively for the purpose of paying principal of, and interest on, the bonds as they mature and exchange and collection charges in connection therewith. May be invested in direct obligations to the United States Government.

TEXAS PARKS AND WILDLIFE DEPARTMENT (802)

NOTE 1: Summary of Significant Accounting Policies (Continued)**Capital Project Funds (GAAP Fund Type 04):**

Capital Projects (Funds 7635, 7647, 7654 & 7659) - Are used to account for general obligation and revenue bonds issued by the Texas Public Finance Authority. The purposes of these bonds are used for: critical infrastructure repair, maintenance, and other projects at State Parks, Wildlife Management Areas (WMAs) and hatcheries; funding for the Battleship TEXAS and statewide parks repairs; and statewide capital repairs and State Park weather related damages.

Permanent Funds (GAAP Fund Type 19):

State Parks Endowment Trust Account (Fund 0885) - To receive deposit of and income from permanent endowments held by the State Parks and Wildlife Department in trust for the sole purpose to benefit park(s) as identified by the grantee. The principal will be invested to provide permanent income in support of the specified park(s).

Capital Asset Adjustment Fund (GAAP Fund Type 11):

Capital Assets Basis Conversion (Non-Cash) (Fund 9998) - Is used to convert governmental fund types' capital assets from modified accrual to full accrual.

Long-Term Liabilities Adjustment Fund (GAAP Fund Type 12):

Long Term Liabilities Basis Conversion (Non-Cash) (Fund 9997) - Is used to convert governmental fund types' debt from modified accrual to full accrual.

Fiduciary Fund Types

Fiduciary funds account for assets held by the state in a trustee capacity or as an agent for individuals, private organizations, other governmental units, and/or other funds.

Agency Funds (GAAP Fund Type 09):

Agency funds are used to account for assets the government holds on behalf of others in a purely custodial capacity. Agency funds involve only the receipt, temporary investment, and remittance of fiduciary resources to individuals, private organizations, or other governments.

They are as follows: Unappropriated Collections General Revenue Fund (Fund 1000), Parks and Wildlife Point of Sale Deposits Escrow Trust (Fund 0843), Departmental Suspense (Fund 0900), Correction Account for Direct Deposit (Fund 0980) and Child Support Employee Deductions – Offset Account (Fund 0807).

TEXAS PARKS AND WILDLIFE DEPARTMENT (802)

NOTE 1: Summary of Significant Accounting Policies (Continued)**Basis of Accounting**

The basis of accounting determines when revenues and expenditures or expenses are recognized in the accounts reported in the financial statements. The accounting and financial reporting treatment applied to a fund is determined by its measurement focus.

Governmental fund types that build the fund financial statements are accounted for using the modified accrual basis of accounting. Under the modified accrual basis, revenues are recognized in the period in which they become both measurable and available to finance operations of the fiscal year or liquidate liabilities existing at fiscal year-end. The State of Texas considers receivables collected within sixty days after year-end to be available and recognizes them as revenues of the current year for fund financial statements prepared on the modified accrual basis. Expenditures and other uses of financial resources are recognized when their related liability is incurred.

Governmental adjustment fund types that will build the government-wide financial statements are accounted for using the full accrual method of accounting. The following activities are recognized in these fund types: capital assets, accumulated depreciation, unpaid employee compensable leave, long-term claims and judgments and pollution remediation obligations.

Budgets and Budgetary Accounting

The budget is prepared biennially and represents appropriations authorized by the Legislature and approved by the Governor (the General Appropriations Act).

Encumbrance accounting is employed for budgetary control purposes. Unencumbered appropriations are generally subject to lapse 60 days after the end of the fiscal year for which they were appropriated, unless the agency has authority to retain unexpended balances for use in future periods.

Assets, Liabilities, and Fund Balance/Net Position**Assets**

Cash: Represents cash on hand, cash in bank and cash in state treasury on the balance sheet.

Legislative Appropriations: Represent the general revenue fund (Fund 0001) amount in the State Treasury at fiscal year-end.

Receivables: Consist mainly of federal, interest and accounts receivable as of the balance sheet date.

Inventories: Inventories include both merchandise inventories on hand for sale and consumable inventories. Inventories for governmental fund types use the purchase method of accounting. The consumption method of accounting is used to account for inventories that appear in the governmental fund types. The costs of these items are expensed when the items are consumed.

Restricted Cash in Bank: Reflects the current assets portion of restricted cash in a local bank account (after deducting outstanding checks and adjusting for bank charges and credits). Should reflect cash in demand accounts only for agency funds set aside for statutory or contractual requirements.

TEXAS PARKS AND WILDLIFE DEPARTMENT (802)

NOTE 1: Summary of Significant Accounting Policies (Continued)

Capital Assets: Assets with an initial, individual cost of more than \$5,000 and an estimated useful life in excess of one year are capitalized. These assets are capitalized at cost, if purchased, or at fair value as of the date of acquisition. Purchases of assets with governmental funds are reported as expenditures. Depreciation is reported on all “exhaustible” assets. “Inexhaustible” assets, such as works of art and historical treasures are not depreciated. Assets are depreciated over the estimated useful life of the asset using the straight-line method.

Liabilities

Payables: Payables represent the short term liability accounts reflecting amounts owed under a modified accrual or full accrual basis to private persons or organizations for goods and services received by an agency but for which the agency has not made payment.

- Accounts payable Amounts owed for goods or services actually rendered or provided to the agency by Aug. 31, but for which the agency has not yet made payment.
- Payroll payable represent the August salary payroll and related payroll costs.

Unearned Revenues: Reflects amounts for which asset criteria have been met, but revenue recognition criteria haven’t been met. Typically represents fees/other receipts collected not legally due earned at a particular point in time.

Claims and Judgments: Represents payments to claimants/plaintiffs for various legal proceedings and are paid from the governmental funds. TPWD’s Claims and Judgments balances are disclosed in Note 5.

Employees’ Compensable Leave Balances: Liabilities for the vacation and compensatory leave accrued by employees. The balance is reported on both the current and non-current liability section of the balance sheet or statement of net position. TPWD’s Compensable Leave balances are disclosed in Note 5.

Pollution Remediation Obligations: A pollution remediation obligation is an obligation to address the current or potential detrimental effects of existing pollution by participating in pollution remediation activities. TPWD’s Pollution Remediation Obligation balances are disclosed in Note 5.

Funds Held for Others: Represents amounts that are being held for another entity in an agency fund and have not yet been distributed to that entity. These amounts do not constitute revenue to the agency fund, nor does their disbursement constitute expenditures of the agency fund. However, it is anticipated that the amounts will be deposited into funds for state use. Examples are suspense fund collections and unappropriated receipts. This account may appear in agency funds only.

TEXAS PARKS AND WILDLIFE DEPARTMENT (802)

NOTE 1: Summary of Significant Accounting Policies (Continued)**Fund Balance/Net Position**

“Fund balance” is the difference between assets plus deferred outflows of resources and liabilities plus deferred inflows of resources on the governmental fund statements. “Net position” is the difference between assets plus deferred outflows of resources and liabilities plus deferred inflows of resources on the government-wide, proprietary and fiduciary fund statements.

Fund Balance Components:

TPWD’s fund balances for governmental funds are classified as nonspendable, restricted, committed or unassigned in the fund financial statements:

- **Nonspendable fund balance** includes amounts not available to be spent because they are either (1) not in spendable form or (2) legally or contractually required to be maintained intact.
- **Restricted fund balance** includes those resources that have constraints placed on their use through external parties or by law through constitutional provisions.
- **Committed fund balance** can be used only for specific purposes pursuant to constraints imposed by a formal action of the Texas Legislature, the state’s highest level of decision making authority.
- **Unassigned fund balance** is the residual classification for the general fund. This classification represents fund balance that was not assigned to other funds and was not restricted, committed or assigned to specific purposes within the general fund.

A positive unassigned fund balance can only exist within the general fund. Deficit fund balances in a fund are reported as unassigned fund balance.

Net Position

“Net position” is the difference between assets plus deferred outflows of resources and liabilities plus deferred inflows of resources on the government-wide and fiduciary fund statements.

Net Position Components:

TPWD’s net position in the basis conversion funds are classified as net investment in capital assets and unrestricted net position in the fund financial statements:

- **Net Investment in Capital Assets** Net investment in capital assets, consists of capital assets, net of accumulated depreciation and reduced by outstanding balances for bond, notes and other debt that are attributed to the acquisition, construction or improvement of those assets.
- **Unrestricted Net Position** Unrestricted net position consists of net resources that do not meet the definition of Net Investment in Capital Assets or Restricted Net Position. Unrestricted net position often has constraints on resources that are imposed by management but can be removed or modified.

When only unrestricted resources are available for use, it is TPWD’s policy to use committed resources first, then unassigned resources.

TEXAS PARKS AND WILDLIFE DEPARTMENT (802)

NOTE 1: Summary of Significant Accounting Policies (Concluded)**Activities and Transactions**

TPWD has the following types of transactions between funds or other agencies:

1. **Interfund Receivables and Payables:** Interfund loans are reported as interfund receivables and payables. If repayment is due during the current year or soon thereafter, the balance is classified as "current." Balances for repayment due in two (or more) years are classified as "noncurrent."
2. **Due To / Due From:** Accrual of reimbursements, transfers, federal/state grant pass-throughs and shared funds that are owed to or from other funds or other agencies. A 'due to' represent a liability and a 'due from' represent an asset on the balance sheet.
3. **Transfers:** Legally required transfers that are reported when incurred as "transfers in" by the recipient fund and as "transfers out" by the disbursing fund.
4. **Reimbursements:** Reimbursements are repayments from funds responsible for expenditures or expenses to funds that made the actual payment. Reimbursements of expenditures made by one fund for another that are recorded as expenditures in the reimbursing fund and as a reduction of expenditures in the reimbursed fund. Reimbursements are not displayed in the financial statements.

The composition of TPWD's Interfund Receivables and Payables are included in Note 12.

TEXAS PARKS AND WILDLIFE DEPARTMENT (802)

NOTE 2: Capital Assets

Revenue received from the sale of Surplus Property which was originally purchased with funds from the General Revenue Fund 0001 has been transferred to Unappropriated General Revenue in accordance with House Bill 7, Section 20. A summary of changes in Capital Assets for the year ended August 31, 2018, is presented below:

Governmental Activities	Balance 09/01/2017	Adjustments	Reclassifications Completed CIP	Reclassifications Inc-Int' agy Trans
Non-Depreciable and Non-Amortizable Assets:				
Land and Land Improvements	318,394,998.31	25,432.21	0.00	0.00
Infrastructure	265,393.82	0.00	0.00	0.00
Construction in Progress	62,907,378.96	(155,908.09)	(2,908,853.12)	0.00
Other Capital Assets	42,675,231.08	0.00	0.00	0.00
Land Use Rights - Permanent	1,865,409.25	0.00	0.00	0.00
Total Non-Depreciable and Non-Amortizable Assets	426,108,411.42	(130,475.88)	(2,908,853.12)	0.00
Depreciable Assets:				
Building and Building Improvements	187,608,788.06	0.00	860,605.42	0.00
Infrastructure	120,758,526.69	0.00	2,048,247.70	0.00
Facilities and Other Improvements	73,459,062.62	0.00	0.00	0.00
Furniture and Equipment	47,789,711.53	47,444.25	0.00	0.00
Vehicles, Boats, and Aircraft	99,513,147.19	(57,396.00)	0.00	0.00
Other Capital Assets	6,256,633.91	0.00	0.00	0.00
Total Depreciable Assets at Historical Cost	535,385,870.00	(9,951.75)	2,908,853.12	0.00
Less Accumulated Depreciation for:				
Buildings and Improvements	(87,781,734.48)	0.00	0.00	0.00
Infrastructure	(58,530,426.40)	0.00	0.00	0.00
Facilities and Other	(47,914,028.23)	0.00	0.00	0.00
Furniture and Equipment	(33,696,360.97)	(21,044.32)	0.00	0.00
Vehicles, Boats, and Aircraft	(68,194,139.26)	(0.04)	0.00	0.00
Other Capital Assets	(4,302,952.50)	0.00	0.00	0.00
Total Accumulated Depreciation	(300,419,641.84)	(21,044.36)	0.00	0.00
Depreciable Assets, Net	234,966,228.16	(30,996.11)	2,908,853.12	0.00
Amortizable Assets – Intangible:				
Computer Software	4,630,797.37	0.00	0.00	0.00
Total Intangible Assets at Historical Cost	4,630,797.37	0.00	0.00	0.00
Less Accumulated Amortization for:				
Computer Software	(4,630,797.37)	0.00	0.00	0.00
Total Accumulated Amortization	(4,630,797.37)	0.00	0.00	0.00
Amortizable Assets, Net	0.00	0.00	0.00	0.00
Governmental Activities Capital Assets, Net	661,074,639.58	(161,471.99)	0.00	0.00

TEXAS PARKS AND WILDLIFE DEPARTMENT (802)

NOTE 2: Capital Assets (Concluded)

Governmental Activities	Reclassifications Dec-Int'agy Trans	Additions	Deletions	Balance 08/31/2018
Non-Depreciable and Non-Amortizable Assets:				
Land and Land Improvements	0.00	3,017,648.63	(25,432.21)	321,412,646.94
Infrastructure	0.00	0.00	0.00	265,393.82
Construction in Progress	0.00	60,982,841.57	0.00	120,825,459.32
Other Capital Assets	0.00	10,000.00	0.00	42,685,231.08
Land Use Rights - Permanent	0.00	0.00	0.00	1,865,409.25
Total Non-Depreciable and Non-Amortizable Assets	0.00	64,010,490.20	(25,432.21)	487,054,140.41
Depreciable Assets:				
Building and Building Improvements	0.00	0.00	(128,678.95)	188,340,714.53
Infrastructure	0.00	0.00	0.00	122,806,774.39
Facilities and Other Improvements	0.00	0.00	0.00	73,459,062.62
Furniture and Equipment	0.00	3,794,597.96	(973,607.37)	50,658,146.37
Vehicles, Boats, and Aircraft	0.00	6,270,660.57	(5,094,911.57)	100,631,500.19
Other Capital Assets	0.00	0.00	(1,961,258.37)	4,295,375.54
Total Depreciable Assets at Historical Cost	0.00	10,065,258.53	(8,158,456.26)	540,191,573.64
Less Accumulated Depreciation for:				
Buildings and Improvements	0.00	(7,122,519.71)	55,564.80	(94,848,689.39)
Infrastructure	0.00	(3,304,778.90)	0.00	(61,835,205.30)
Facilities and Other	0.00	(2,273,556.00)	0.00	(50,187,584.23)
Furniture and Equipment	0.00	(3,454,200.56)	929,704.78	(36,241,901.07)
Vehicles, Boats, and Aircraft	0.00	(7,792,165.37)	5,006,637.27	(70,979,667.40)
Other Capital Assets	0.00	(116,774.96)	272,396.50	(4,147,330.96)
Total Accumulated Depreciation	0.00	(24,063,995.50)	6,264,303.35	(318,240,378.35)
Depreciable Assets, Net	0.00	(13,998,736.97)	(1,894,152.91)	221,951,195.29
Amortizable Assets – Intangible:				
Computer Software	0.00	0.00	(5,285.00)	4,625,512.37
Total Intangible Assets at Historical Cost	0.00	0.00	(5,285.00)	4,625,512.37
Less Accumulated Amortization for:				
Computer Software	0.00	0.00	5,285.00	(4,625,512.37)
Total Accumulated Amortization	0.00	0.00	5,285.00	(4,625,512.37)
Amortizable Assets, Net	0.00	0.00	0.00	0.00
Governmental Activities Capital Assets, Net	0.00	50,011,753.23	(1,919,585.12)	709,005,335.70

TEXAS PARKS AND WILDLIFE DEPARTMENT (802)

NOTE 3: Deposits, Investments and Repurchase Agreements

TPWD is authorized by statute to make investments following the “prudent person rule.” There were no significant violations of legal provisions during the period.

Deposits of Cash in Bank

As of August 31, 2018, the carrying amount of deposits was \$17,597,791.59 as presented below.

Governmental Activities	
CASH IN BANK – CARRYING AMOUNT	\$ 17,494,512.34
Governmental Funds Current Assets Cash in Bank	\$ 17,494,512.34
Cash in Bank per AFR (Exhibit I)	\$ 17,494,512.34

Fiduciary Funds	
CASH IN BANK – CARRYING AMOUNT	\$ 103,279.25
Fiduciary Funds Current Assets Restricted Cash in Bank	\$ 103,279.25
Cash in Bank per AFR (Exhibit VI)	\$ 103,279.25

These amounts consist of all cash in local banks and are included on the combined statement of net position as part of the “cash and cash equivalents” account.

As of August 31, 2018, the total **bank balance** was as follows:

Governmental Activities	\$ 17,494,512.34	Fiduciary Funds	\$ 103,279.25
-------------------------	------------------	-----------------	---------------

NOTE 4: Short-Term Debt Not Applicable

TEXAS PARKS AND WILDLIFE DEPARTMENT (802)

NOTE 5: Long-Term Liabilities**Changes in Long-Term Liabilities**

The following changes occurred in liabilities during the year ending August 31, 2018:

Governmental Activities	Balance 9/01/17	Additions	Reductions	Restatement / Adjustment	Balance 8/31/18	Amounts Due Within One Year	Amounts Due Thereafter
Claims & Judgments	\$0.00	\$2,715.38	\$0.00	\$0.00	\$2,715.38	\$0.00	\$2,715.38
Employees' Compensable Leave	\$18,546,346.47	\$19,111,966.51	\$10,154,384.80	\$0.00	\$27,503,928.18	\$21,140,317.42	\$6,363,610.76
Pollution Remediation Obligations	\$391,084.59	\$269,915.03	\$328,167.68	\$0.00	\$332,831.94	\$332,831.94	\$0.00
Total Governmental Activities	\$18,937,431.06	\$19,384,596.92	\$10,482,552.48	\$0.00	\$27,839,475.50	\$21,473,149.36	\$6,366,326.14

Claims and Judgments

Claims and judgments that are settled but unpaid at fiscal year-end and that will be paid with future governmental fund resources are presented on the governmental funds balance sheet in the long-term liabilities adjustments column.

TPWD was involved in litigation related to property damage and loss of use arising from the operation of a motor vehicle. The settlement of \$2,715.38 was unpaid as of August 31, 2018.

Employees' Compensable Leave

A state employee is entitled to be paid for all unused vacation time accrued, in the event of the employee's resignation, dismissal, or separation from State employment, provided the employee has had continuous employment with the State for six months.

Expenditures for accumulated annual leave balances are recognized in the period paid or taken in governmental fund types. For these fund types, the liability for unpaid benefits is recorded in the Statement of Net Position. No liability is recorded for non-vesting accumulating rights to receive sick pay benefits. This obligation is usually paid from the same funding source(s) from which the employee's salary or wage compensation was paid.

Pollution Remediation Obligations (GASB 49)

TPWD is responsible for the cleanup and remediation of multiple polluted sites during fiscal year 2018 and is currently managing nine active sites. Regulatory requirements established by federal and state law obligate TPWD to perform these pollution remediation activities. Actual contract and invoice costs were used to calculate the pollution remediation obligation liabilities. The pollution remediation activity is summarized below:

TEXAS PARKS AND WILDLIFE DEPARTMENT (802)

NOTE 5: Long-Term Liabilities (Concluded)

- TPWD has recognized \$269,915.03 in pollution remediation obligations related to asbestos, mold and lead-based paint clean up requirements.

Realized recoveries are recognized as cash on the balance sheet and as revenues on the operating statement. No recoveries from insurance policies or third parties were received for any pollution remediation activities for fiscal year 2018.

NOTE 6: Bonded Indebtedness Not Applicable

NOTE 7: Derivatives Not Applicable

TEXAS PARKS AND WILDLIFE DEPARTMENT (802)

NOTE 8: Leases**Leases**

TPWD leases land, office space and other assets under a variety of agreements. Although lease terms may vary, all leases are subject to biennial appropriation from the Legislature to continue the lease obligations.

Operating Leases

Included in the revenues reported in the financial statements are the following amounts of rental payments received under noncancelable operating leases of land to outside parties:

GOVERNMENTAL ACTIVITIES

Fund Type:	
General Fund	\$300.00
TOTAL GOVERNMENTAL ACTIVITIES	\$300.00

Future minimum lease rentals under non-cancelable operating leases having an initial term in excess of one year are as follows:

Noncancelable Operating Lease Rentals

Year Ending August 31, 2019	\$300.00
Year Ending August 31, 2020	\$300.00
Year Ending August 31, 2021	\$300.00
Year Ending August 31, 2022	\$300.00
Year Ending August 31, 2023	\$200.00
Year Ending August 31, 2024 and Beyond	\$6,000.00
Total Minimum Future Lease Rentals	\$7,400.00

General Leasing Arrangements:

TPWD manages Land Surface Easements (LSEs) as authorized by the Texas Parks and Wildlife Commission pursuant to §11.301 of the Texas Parks and Wildlife Code. LSEs can be issued for a wide range of third party uses of our lands, including roads, driveways, pipelines, valve stations, transfer stations, power lines, substations and other utilities.

There were no reported contingent rental revenues.

Capital Leases

TPWD did not enter into any long-term lease agreements for financing the purchase of capital assets as of August 31, 2018.

TEXAS PARKS AND WILDLIFE DEPARTMENT (802)

NOTE 9:	<i>Defined Benefit Pension Plans and Defined Contribution Plan</i>	<i>Not Applicable</i>
----------------	---	------------------------------

NOTE 10:	<i>Deferred Compensation</i>	<i>Not Applicable</i>
-----------------	-------------------------------------	------------------------------

NOTE 11:	<i>Postemployment Benefits Other Than Pensions</i>	<i>Not Applicable</i>
-----------------	---	------------------------------

TEXAS PARKS AND WILDLIFE DEPARTMENT (802)

NOTE 12: Interfund Activity and Transactions

As explained in Note 1, Interfund Activities and Transactions, TPWD experienced routine transfers between funds and other state agencies, which were consistent with the activities of the fund making the transfer.

Interfund Receivables and Payables activity as of August 31, 2018 are as follows:

Interfund Receivables and Payables – Current			
Current Portion	Interfund Receivable	Interfund Payable	Purpose
GENERAL (01)			
Appd Fund 0064, D23 Fund 0640			
From Appd Fund 0009, D23 Fund 0931	5.46		Labor Distribution
Appd Fund 0009, D23 Fund 0931			
To Appd Fund 0064, D23 Fund 0640		5.46	Labor Distribution
Appd Fund 0064, D23 Fund 0640			
From Appd Fund 0009, D23 Fund 0932	1.81		Accounts Payables Expenditure Transfer
Appd Fund 0009, D23 Fund 0932			
To Appd Fund 0064, D23 Fund 0640		1.81	Accounts Payables Expenditure Transfer
Appd Fund 0001, D23 Fund 0010			
From Appd Fund 0009, D23 Fund 0930	5,575.57		Labor Distribution
Appd Fund 0009, D23 Fund 0930			
To Appd Fund 0001, D23 Fund 0010		5,575.57	Labor Distribution
Appd Fund 0001, D23 Fund 0010			
From Appd Fund 0009, D23 Fund 0950	2,459.80		Labor Distribution
Appd Fund 0009, D23 Fund 0950			
To Appd Fund 0001, D23 Fund 0010		2,459.80	Labor Distribution
Appd Fund 0001, D23 Fund 0010			
From Appd Fund 0064, D23 Fund 0640	8,363.34		Labor Distribution
Appd Fund 0064, D23 Fund 0640			
To Appd Fund 0001, D23 Fund 0010		8,363.34	Labor Distribution
Total Current Interfund Receivable/Payable	\$16,405.98	\$16,405.98	

NOTE 13: Continuance Subject to Review

Under the Texas Sunset Act, the Texas Parks and Wildlife Department (TPWD) will be abolished effective September 1, 2021, unless continued in existence by the 87th Legislature as provided by the Act. If abolished, the agency may continue until September 1, 2022 to close out its operations.

TEXAS PARKS AND WILDLIFE DEPARTMENT (802)

NOTE 14: Adjustments to Fund Balances and Net Position

During fiscal year 2018, certain adjustments were made that required the restatement of fund balances or net position. The restatements are presented below:

	Basis Conversion – Capital Assets (Fund 9998)	Total
Fund Balance / Net Position Sept. 1, 2017	\$ 661,074,639.58	\$ 661,074,639.58
Current Year's Restatements	(\$161,471.99)	(\$161,471.99)
Fund Balance / Net Position Sept. 1, 2017 as Restated	\$ 660,913,167.59	\$ 660,913,167.59

The Capital Assets Basis Conversion Fund (Fund 9998) restatement includes an overall decrease of \$161.4K for adjustments to capital assets and accumulated depreciation:

- Adjustment of depreciation on expenses that blended multiple asset types on a single expenditure and rounding. Assets types include night vision goggles, floating dock pier and a 2017 Ford F250 Crew Cab truck.
- A closed construction project at Cedar Hill State Park Shady Ridge Camp Loop that did not meet the criteria to be classified as an asset.
- Adjustment to land for the inclusion of the Chambers Subdivision Lot 11 and Tyler Fish Hatchery not previously recorded as inventory but subsequently sold in fiscal year 2018.

TEXAS PARKS AND WILDLIFE DEPARTMENT (802)

NOTE 15: Contingencies and Commitments**Contingencies***Unpaid Claims and Lawsuits*

As of August 31, 2018, certain lawsuits were pending against TPWD. The lawsuits, which may present contingent liabilities, are displayed below.

Claimant/Plaintiff	Defendant Name	Type of Litigation	Damages Sought	Probability of Liability	Possible Loss	Description of Case
<i>John Jackson</i>	TPWD	Employment - Whistleblower	Not specified	Reasonably Possible	Unknown	Plaintiff former employee alleges discrimination and retaliation in termination of his employment.
<i>Kelly Newman</i>	TPWD	Employment - Retaliation	Not specified	Reasonably Possible	Trial August 2018. Full defense verdict. Plaintiff has moved for new trial.	Plaintiff alleges unlawful retaliation resulting in his employment being terminated.
<i>Andrew Matej</i>	TPWD	Employment - Discrimination	Between \$200,000 and \$1,000,000	Reasonably Possible	Unknown	Plaintiff, a former employee, alleges race and gender discrimination in relation to his termination.
<i>John Rao</i>	TPWD	Employment - Retaliation	Not specified	Reasonably Possible	Unknown	Former game warden alleging retaliation and constructive termination.

TEXAS PARKS AND WILDLIFE DEPARTMENT (802)

NOTE 15: Contingencies and Commitments (Concluded)*Federal Assistance*

TPWD receives federal financial assistance for specific purposes that are subject to review or audit by the federal grantor agencies. Entitlement to this assistance is generally conditional upon compliance with the terms and conditions of grant agreements and applicable federal regulations, including the expenditure of assistance for allowable purposes. Such audits could lead to requests for reimbursements to grantor agencies for expenditures disallowed under the terms of the grant. Based on prior experience, management believes such disallowance (if any) will be immaterial.

Arbitrage

Rebatable arbitrage is defined by Internal Revenue Code, Section 148, as earnings on investments purchased with the gross proceeds of a bond issue in excess of the amount that would have been earned if the investment were invested at a yield equal to the yield on the bond issue. The rebatable arbitrage must be paid to the federal government.

The Texas Public Finance Authority (TPFA) was created in 1984 by an act of the Texas Legislature to provide financing for the construction or acquisition of facilities for State agencies through the issuance of general obligation and revenue bonds and revenue commercial paper. TPFA monitors all investments to restrict earnings to a yield less than the bond issue and, therefore, limit any arbitrage liability to the State. No liability is accrued until the end of a five-year period for the required payment or upon the maturity of the obligation. TPWD estimates that rebatable arbitrage liability (if any) will be immaterial to its overall financial conditions.

Commitments*Contractual Commitments*

As of August 31, 2018, TPWD had outstanding contractual commitments of approximately \$44 million for facilities and other improvements, building replacements, maintenance and repairs and infrastructure and infrastructure maintenance and repairs.

NOTE 16: Subsequent Events Not Applicable

TEXAS PARKS AND WILDLIFE DEPARTMENT (802)**NOTE 17: Risk Management**

TPWD is exposed to a variety of civil claims resulting from the performance of its duties. It is agency policy to periodically assess the proper combination of risk retention, insurance purchased through the State Office of Risk Management (SORM) and commercial insurance to cover losses to which it may be exposed.

RETENTION OF RISK

TPWD substantially assumes all risks associated with tort and liability claims due to the performance of its duties. TPWD's claims and judgments are mainly related to tort claims against the agency for property damage and personal injury arising from the operation of a motor-driven vehicle.

INSURANCE POLICIES (SORM)

TPWD is exposed to a variety of risks including but not limited to property, automobile, public relations, builders risk, liability claims, tort claims, theft, damage to assets (boats, radios, radio towers, etc.), and business interruption (flood/fire/weather).

TPWD has purchased two lines of insurance through SORM: property and volunteer.

The Statewide Property Insurance Program is designed to provide State Agencies the ability to transfer the financial burden resulting from property damage and loss to agency assets. The property insurance program covers up to \$1,500,000,000 for any one occurrence for all perils; coverage is shared by all participants of the statewide program and is subject to sublimits as listed in the policy. Insured perils include Acts of God, theft of agency property, acts of terrorism and business interruptions.

The Statewide Volunteer Insurance Program was developed to provide excess personal liability, excess automobile liability and accident medical expense coverage for any designated or registered volunteer of Texas State Agencies.

COMMERCIAL INSURANCE POLICIES

TPWD purchased a general liability commercial insurance policy for prescribed burns.

Prescribed burning is a management tool widely used by foresters, parks departments, range and wildlife managers, ranchers and other landowners to manage excessive natural fuels under very specific and safe conditions. The general liability policy covers losses associated with bodily injury or death or injury to or destruction of property resulting from a prescribed burn of up to \$1,000,000 for each occurrence.

SURETY BONDS

TPWD has purchased a surety bond to act as a deputy of the Travis County Tax-Assessor Collector (TCTAC) for the purposes of registering TPWD-owned vehicles pursuant to Transportation Code Section 520.0071. This section of the code authorizes TCTAC to require a bond to perform that service. The surety bond will enable TCTAC to be compensated for any losses that occur due to mishandling of funds by TPWD. The maximum loss possible was calculated by considering the state

TEXAS PARKS AND WILDLIFE DEPARTMENT (802)

NOTE 17: Risk Management (Concluded)

portion of the inspection fees due annually to the county for an estimated 250 TPWD standard vehicles and 50 commercial vehicles, based on Travis County fee rates, though inspection fees vary slightly statewide. This estimate assumes higher numbers of vehicles being processed and fees being assessed than likely will occur.

WORKERS' COMPENSATION

SORM is charged by Chapter 412 of the Texas Labor Code to administer the self-insured government employee's workers' compensation insurance program for the State. Workers' compensation claims of state employees are filed with and determined by SORM.

The annual assessment amount imposed by SORM includes workers' compensation coverage for the agency's employees and the agency's portion of SORM's costs to administer the program. TPWD's annual assessment amount totaled \$1,185,354.62 for the fiscal year and were recorded as increases in current year expenditures.

PUBLIC ENTITY RISK POOL

TPWD is not involved in any risk pools with other government entities.

The agency's liabilities are reported when it is both probable that a loss has occurred, and the amount of that loss can be reasonably estimated. Liabilities are reevaluated periodically to consider current settlements, frequency of claims, past experience and economic factors. There were no significant reductions in insurance coverage in the past year and losses did not exceed funding arrangements during the past three years.

CLAIMS AND JUDGMENTS

Changes in the balances of the agency's claims liabilities during fiscal year 2017 and 2018 were:

	Claims and Judgements			
	Beginning Balance	Increases	Decreases	Ending Balance
2018	\$ 0.00	\$ 218,333.48	\$ 215,618.10	\$ 2,715.38
2017	\$ 0.00	\$ 192,404.39	\$ 192,404.39	\$ 0.00

NOTE 18: Management's Discussion and Analysis (MD&A) Not Applicable

TEXAS PARKS AND WILDLIFE DEPARTMENT (802)

NOTE 19: *The Financial Reporting Entity***Related Organizations:**Texas Parks and Wildlife Foundation

The Parks and Wildlife Foundation of Texas d/b/a the Texas Parks and Wildlife Foundation is a 501(c)(3) nonprofit corporation organized in 1991 pursuant to the laws of the State of Texas to provide support for the efforts of TPWD. TPWD's board chairman can appoint a majority of the board members of the Texas Parks and Wildlife Foundation. Pursuant to Texas Parks and Wildlife Code, Section 11.205, the Texas Parks and Wildlife Foundation has been designated as the official nonprofit partner of TPWD.

Operation Game Thief

The Operation Game Thief Committee is a nonprofit corporation organized under the laws of the state of Texas, and exempt from federal income taxation pursuant to §501(c)(3) of the Internal Revenue Code. TPWD's Executive Director appoints the 11 members of the Operation Game Thief Committee "to administer the operation game thief fund and make reward payments and death benefit payments from that fund." Tex. Parks & Wild. Code §12.202(a). The Operation Game Thief fund is a special fund held outside the treasury and "may be used only for the maintenance of that fund, promotion of the operation game thief program through advertisement and marketing, the development, acquisition, and implementation of technological advancements to facilitate the apprehension and prosecution of persons who violate laws of this state intended to protect the state's natural or cultural resources or the public safety of persons using those natural and cultural resources, and payment of rewards and death benefits" authorized by the Texas Parks and Wildlife Code. Tex. Parks & Wild. Code §12.201.

TEXAS PARKS AND WILDLIFE DEPARTMENT (802)

NOTE 20: Stewardship, Compliance and Accountability

The License Plate Trust Fund reported a deficit of \$52.8K in appropriated fund 0802. The deficit is the result of an increase in state grant pass-through expenditures to universities to perform research on nongame species.

The Deferred Maintenance Fund reported a deficit of \$437K in appropriated fund 5166. These deficits are due to the reversal of prior year accruals recorded to reserve funds for unencumbered activity such as salaries, travel and utilities per Accounting Policy Statement 018 (APS 018), *Encumbrance Report and Lapsing of Appropriations*.

The Capital Projects Funds reported a deficit of \$74K in appropriated fund 7654 and \$4.4K in appropriated fund 7659. These deficits are due to the reversal of prior year accruals recorded to reserve funds for unencumbered activity such as salaries, travel and utilities per Accounting Policy Statement 018 (APS 018), *Encumbrance Report and Lapsing of Appropriations*.

TPWD had no material violations of finance-related legal or contractual provisions. There were no changes in accounting principles or fund types during the fiscal year.

NOTE 21: Not Applicable

TEXAS PARKS AND WILDLIFE DEPARTMENT (802)

NOTE 22: Donor Restricted Endowments

The net appreciation (cumulative and unexpended) on donor-restricted endowments presented below is available for authorization and expenditure by TPWD. TPWD is a designated trustee pursuant to the Texas Uniform Principal and Income Act, Texas Property Code, §§111.004 and §§116.201. As a Trustee, TPWD is responsible for proper administration of certain funds contained within the State Parks Endowment Trust Account.

Endowment interest earnings are authorized for expenditure by Falcon State Park as outlined in the trust agreement to be used exclusively by the park for natural resource protection, habitat protection, habitat enhancement and habitat acquisition in the park.

Endowment interest earnings are authorized for expenditure by the Lyndon B. Johnson State Historical Park consistent with the Texas Uniform Principal and Income Act, Texas Property Code, §§116.201 in that 100% of interest earnings may be used for all other ordinary expenses incurred in connection with the administration, management, or preservation of trust property. A minimum of 20% of the funds received by the State Historical Park becomes part of the corpus while the remaining 80% shall be used for exhibit renovations, interpretive functions and general park operations.

Donor Restricted Endowments	Amounts of Net Appreciation*	Reported in Net Position
True Endowments	\$254,403.65	Restricted for Expendable
Term Endowments	\$100,439.41	Restricted for Expendable
TOTAL:	\$354,843.06	

*There was a positive fair value adjustment totaling \$10,824.93 for fiscal year 2018.

Changes from Prior Year Balances

Endowment Funds	Increase/(Decrease)	Reason for Change
Expendable Balances:		
True Endowments	\$3,119.72	Restricted Interest Income
Term Endowments	\$176.12	Restricted Interest Income
Non-Expendable Balances:		
True Endowments	\$0	
Term Endowments	\$0	

TEXAS PARKS AND WILDLIFE DEPARTMENT (802)

NOTE 23:	<i>Extraordinary and Special Items</i>	<i>Not Applicable</i>
-----------------	---	------------------------------

NOTE 24:	<i>Disaggregation of Receivable and Payable Balances</i>	<i>Not Applicable</i>
-----------------	---	------------------------------

NOTE 25:	<i>Termination Benefits</i>	<i>Not Applicable</i>
-----------------	------------------------------------	------------------------------

NOTE 26:	<i>Segment Information</i>	<i>Not Applicable</i>
-----------------	-----------------------------------	------------------------------

NOTE 27:	<i>Service Concession Arrangements</i>	<i>Not Applicable</i>
-----------------	---	------------------------------

NOTE 28:	<i>Deferred Outflows of Resources and Deferred Inflows of Resources</i>	<i>Not Applicable</i>
-----------------	--	------------------------------

NOTE 29:	<i>Troubled Debt Restructuring</i>	<i>Not Applicable</i>
-----------------	---	------------------------------

NOTE 30:	<i>Non-Exchange Financial Guarantees</i>	<i>Not Applicable</i>
-----------------	---	------------------------------

NOTE 31:	<i>Tax Abatements</i>	<i>Not Applicable</i>
-----------------	------------------------------	------------------------------

TEXAS PARKS AND WILDLIFE DEPARTMENT (802)

NOTE 32: Governmental Fund Balances

Governmental Accounting Standards Board (GASB) Statement 54 establishes financial reporting standards for fund balances. Each fund type defaults to a specific fund balance classification at year end.

TPWD has the following restrictions/covenants causing fund balances to be classified other than their default classification:

GAAP Fund	GASB 54 Fund Class	Amount	Citation	Comments	
0001	0010	Committed	\$21,948,330.58	General Appropriations Act, Article VI	Land Acquisition and Debt Service Obligations - Revenue Bonds
0001	0012	Committed	\$28,123.27	General Appropriations Act, Article VI	Funds designated by the donor, grantor, damage/mitigation agreement or settlement or state/federal agency solely for construction and repairs, land acquisition, or purchase of specific capital items.
0001	0016	Committed	\$86,101.94	General Appropriations Act, Article VI	Off-Highway Vehicle & Trail Decal
0009	0917	Restricted	\$28,356,871.23	50 CFR 80.4 - Diversion of license fees	Hunting and Fishing Licenses, restrictions are externally imposed by federal government agencies.
0009	0918	Restricted	\$7,627,719.98	50 CFR 80.4 - Diversion of license fees	Hunting and Fishing Licenses, restrictions are externally imposed by federal government agencies.
0009	0920	Restricted	\$18,183,521.53	50 CFR 80.4 - Diversion of license fees	Hunting and Fishing Licenses, restrictions are externally imposed by federal government agencies.
0009	0921	Restricted	\$1,851,209.13	50 CFR 80.4 - Diversion of license fees	Hunting and Fishing Licenses, restrictions are externally imposed by federal government agencies.

TEXAS PARKS AND WILDLIFE DEPARTMENT (802)

NOTE 32: Governmental Fund Balances (Continued)

GAAP Fund	GASB 54 Fund Class	Amount	Citation	Comments
0009	0930 Restricted	\$35,251,315.04	50 CFR 80.4 - Diversion of license fees	Hunting and Fishing Licenses, restrictions are externally imposed by federal government agencies.
0009	0932 Restricted	\$3,142,645.04	50 CFR 80.4 - Diversion of license fees	Hunting and Fishing Licenses, restrictions are externally imposed by federal government agencies.
0009	0951 Restricted	\$4,388,388.24	Federal CFDA 10.093, 10.664, 11.000, 11.407, 11.419, 11.432, 11.434, 11.435, 11.441, 12.106, 15.608, 15.614, 15.615, 15.616, 15.622, 15.623, 15.625, 15.628, 15.631, 15.634, 15.657, 15.668, 15.669, 15.945, 16.000, 16.738, 16.922, 87.051, 97.012, 97.036, 97.056, 97.067 and 97.112	Federal funds, restrictions are externally imposed by federal government agencies.
0064	0641 Restricted	\$169,718.34	Federal CFDA 10.923, 14.218, 15.634, 15.668, 15.925, 20.205, 20.219 and 97.036	Federal funds, restrictions are externally imposed by federal government agencies.
0223	2231 Restricted	\$337,303.15	Federal CFDA 15.916 and 20.219	Federal funds, restrictions are externally imposed by federal government agencies.
0223	8223 Restricted	\$1,127,249.46	U.S. Public Law 88-578 at 16 U.S.C., § 460-8	Federal funds, restrictions are externally imposed by federal government agencies.
0467	4671 Restricted	\$3,138,458.04	Federal CFDA 15.605, 15.916 and 20.219	Federal funds, restrictions are externally imposed by federal government agencies.
0506	5061 Restricted	\$108,470.69	Federal CFDA 20.205	Federal funds, restrictions are externally imposed by federal government agencies.
0506	5066 Restricted	\$24.50	General Appropriations Act, Escrow Accounts	Environmental damages with settlement and/or mitigation agreements, restrictions are externally imposed by federal government agencies and donor and grantors.

TEXAS PARKS AND WILDLIFE DEPARTMENT (802)

NOTE 32: Governmental Fund Balances (Concluded)

GAAP Fund	GASB 54 Fund Class	Amount	Citation	Comments
0544	5440 Nonspendable	\$20,000,000.00	General Appropriations Act, HB 3781; Parks and Wildlife Code, Sections 11.044 and 11.061 through 11.063	Endowment funds with legislatively mandated corpus requirement.
0679	6791 Restricted	\$13,136.31	Federal CFDA 15.426, 15.605 and 15.668	Federal funds, restrictions are externally imposed by federal government agencies.
0885	0851 Restricted	\$17,977.20	Federal CFDA 15.000; United States Code, Title 54, Subtitle I, Division A, Chapter 1015, Subchapter IV, Section 101531; Lyndon B. Johnson (LBJ) National Historical Park Bus Tour Transportation Services for State Parks Permanent Endowment Trust Agreement	Federal funds, restrictions are externally imposed by federal government agencies.
0885	0885 Restricted	\$82,224.43	United States Code, Title 54, Subtitle I, Division A, Chapter 1015, Subchapter IV, Section 101531; Lyndon B. Johnson (LBJ) National Historical Park Bus Tour Transportation Services for State Parks Permanent Endowment Trust Agreement	Endowment funds, restrictions are externally imposed by resource providers.
0885	8885 Restricted	\$254,641.43	United States Code, Title 54, Subtitle I, Division A, Chapter 1015, Subchapter IV, Section 101531; Lyndon B. Johnson (LBJ) National Historical Park Bus Tour Transportation Services for State Parks Permanent Endowment Trust Agreement	Endowment funds, restrictions are externally imposed by resource providers.



Supplementary Schedules



Texas Parks and Wildlife Department (802)
Schedule 1A - Schedule of Expenditures of Federal Awards
 For the fiscal year ended August 31, 2018

Federal Grantor/ Pass-through Grantor/ Program Title	CFDA Number	NSE Name/ Identifying Number	Agy/ Univ No	Pass-through From		Direct Program Amount	Total PT From and Direct Prog. Amount
				Agencies or Universities Amount	Non-State Entities Amount		
General Services Administration							
<u>Pass-Through From:</u>							
Donation of Federal Surplus Personal Property (Non-monetary)	39.003						\$ 19,690.55
<i>Pass-Through From:</i> <i>Texas Facilities Commission</i>			303	\$ 19,690.55			
Totals - General Services Administration				\$ 19,690.55	\$ -	\$ -	\$ 19,690.55
Gulf Coast Ecosystem Restoration Council							
<u>Pass-Through From:</u>							
Gulf Coast Ecosystem Restoration Council Comprehensive Plan Component Program	87.051						\$ 1,415,902.30
<i>Pass-Through From:</i> <i>Texas Commission on Environmental Quality</i>			582	\$ 1,415,902.30			
Totals - Gulf Coast Ecosystem Restoration Council				\$ 1,415,902.30	\$ -	\$ -	\$ 1,415,902.30
U.S. Department of the Interior							
North American Wetlands Conservation Fund	15.623	Ducks Unlimited, Inc./ US-TX-192-02			\$ 7,000.00		\$ 7,000.00
<u>Direct Programs:</u>							
Coastal Wetlands Planning, Protection and Restoration	15.614					\$ 1,078,728.52	1,078,728.52
Cooperative Endangered Species Conservation Fund	15.615					(10,188.91)	(10,188.91)
Clean Vessel Act	15.616					126,887.19	126,887.19
Sportfishing and Boating Safety Act	15.622					9,424.94	9,424.94
Enhanced Hunter Education and Safety	15.626					198,029.70	198,029.70
Partners for Fish and Wildlife	15.631					117,713.50	117,713.50
State Wildlife Grants	15.634					30,859.94	30,859.94
State Wildlife Grants	15.634					16,576.48	16,576.48
<i>Pass-Through To:</i> <i>University of Texas at Austin</i>							
National Fish and Wildlife Foundation	15.663					(27,325.98)	(27,325.98)
Outdoor Recreation Acquisition, Development and Planning	15.916					2,262,725.56	2,262,725.56
<u>Pass-Through From:</u>							
National Maritime Heritage Grants	15.925						16,120.00
<i>Pass-Through From:</i> <i>Texas Historical Commission</i>			808	\$ 16,120.00			
Totals - U.S. Department of the Interior				\$ 16,120.00	\$ 7,000.00	\$ 3,803,430.94	\$ 3,826,550.94
U.S. Department of Agriculture							
<u>Direct Programs:</u>							
Voluntary Public Access and Habitat Incentive Program	10.093					\$ 800,260.58	\$ 800,260.58
<u>Pass-Through From:</u>							
Cooperative Forestry Assistance	10.664						4,880.74
<i>Pass-Through From:</i> <i>Texas A&M Forest Service</i>			576	\$ 4,880.74			
Totals - U.S. Department of Agriculture				\$ 4,880.74	\$ -	\$ 800,260.58	\$ 805,141.32
U.S. Department of Commerce							
<u>Direct Programs:</u>							
U.S. Department of Commerce	11.000	JEA 11 000				\$ 939,000.58	\$ 939,000.58
<u>Pass-Through From:</u>							
Coastal Zone Management Administration Awards	11.419						363,345.89
<i>Pass-Through From:</i> <i>General Land Office</i>			305	\$ 363,345.89			
Totals - U.S. Department of Commerce				\$ 363,345.89	\$ -	\$ 939,000.58	\$ 1,302,346.47

Texas Parks and Wildlife Department (802)
Schedule 1A - Schedule of Expenditures of Federal Awards (Continued)
 For the fiscal year ended August 31, 2018

Federal Grantor/ Pass-through Grantor/ Program Title	CFDA Number	NSE Name/ Identifying Number	Agy/ Univ No	Pass-through To		Expenditures Amount	Total PT To and Expenditures Amount
				Agencies or Universities Amount	Non-State Entities Amount		
General Services Administration							
<u>Pass-Through From:</u>							
Donation of Federal Surplus Personal Property (Non-monetary)	39.003					\$ 19,690.55	\$ 19,690.55
<i>Texas Facilities Commission</i>			303				
Totals - General Services Administration				\$ -	\$ -	\$ 19,690.55	\$ 19,690.55
Gulf Coast Ecosystem Restoration Council							
<u>Pass-Through From:</u>							
Gulf Coast Ecosystem Restoration Council Comprehensive Plan Component Program	87.051					\$ 1,415,902.30	\$ 1,415,902.30
<i>Texas Commission on Environmental Quality</i>			582				
Totals - Gulf Coast Ecosystem Restoration Council				\$ -	\$ -	\$ 1,415,902.30	\$ 1,415,902.30
U.S. Department of the Interior							
North American Wetlands Conservation Fund	15.623	Ducks Unlimited, Inc./ US-TX-192-02				\$ 7,000.00	\$ 7,000.00
<u>Direct Programs:</u>							
Coastal Wetlands Planning, Protection and Restoration Cooperative Endangered Species Conservation Fund	15.614 15.615			\$ 1,078,728.52			1,078,728.52 (10,188.91)
Clean Vessel Act	15.616				116,330.77	10,556.42	126,887.19
Sportfishing and Boating Safety Act	15.622				4,709.40	4,715.54	9,424.94
Enhanced Hunter Education and Safety	15.626					198,029.70	198,029.70
Partners for Fish and Wildlife	15.631				49,905.40	67,808.10	117,713.50
State Wildlife Grants	15.634					30,859.94	30,859.94
State Wildlife Grants	15.634						16,576.48
<i>University of Texas at Austin</i>				\$ 16,576.48			
National Fish and Wildlife Foundation	15.663					(27,325.98)	(27,325.98)
Outdoor Recreation Acquisition, Development and Planning	15.916				2,075,813.34	186,912.22	2,262,725.56
<u>Pass-Through From:</u>							
National Maritime Heritage Grants	15.925					16,120.00	16,120.00
<i>Texas Historical Commission</i>			808				
Totals - U.S. Department of the Interior				\$ 16,576.48	\$ 3,325,487.43	\$ 484,487.03	\$ 3,826,550.94
U.S. Department of Agriculture							
<u>Direct Programs:</u>							
Voluntary Public Access and Habitat Incentive Program	10.093			\$ 633,506.01		\$ 166,754.57	\$ 800,260.58
<u>Pass-Through From:</u>							
Cooperative Forestry Assistance	10.664					4,880.74	4,880.74
<i>Texas A&M Forest Service</i>			576				
Totals - U.S. Department of Agriculture				\$ -	\$ 633,506.01	\$ 171,635.31	\$ 805,141.32
U.S. Department of Commerce							
<u>Direct Programs:</u>							
U.S. Department of Commerce	11.000	JEA 11 000				\$ 939,000.58	\$ 939,000.58
<u>Pass-Through From:</u>							
Coastal Zone Management Administration Awards	11.419					363,345.89	363,345.89
<i>General Land Office</i>			305				
Totals - U.S. Department of Commerce				\$ -	\$ -	\$ 1,302,346.47	\$ 1,302,346.47

Texas Parks and Wildlife Department (802)
Schedule 1A - Schedule of Expenditures of Federal Awards (Continued)
 For the fiscal year ended August 31, 2018

Federal Grantor/ Pass-through Grantor/ Program Title	CFDA Number	NSE Name/ Identifying Number	Agy/ Univ No	Pass-through From		Direct Program Amount	Total PT From and Direct Prog. Amount
				Agencies or Universities Amount	Non-State Entities Amount		
U.S. Department of Defense							
<u>Direct Programs:</u>							
Flood Control Projects	12.106					\$ 275,593.41	\$ 275,593.41
Totals - U.S. Department of Defense				\$ -	\$ -	\$ 275,593.41	\$ 275,593.41
U.S. Department of Homeland Security							
<u>Direct Programs:</u>							
Boating Safety Financial Assistance	97.012					\$ 3,876,508.87	\$ 3,876,508.87
Port Security Grant Program	97.056					21,500.00	21,500.00
<u>Pass-Through From:</u>							
Disaster Grants - Public Assistance (Presidentially Declared Disasters)	97.036						956,908.20
<i>Pass-Through From:</i>							
<i>Department of Public Safety</i>			405	\$ 956,908.20			
Homeland Security Grant Program	97.067						219,279.83
<i>Pass-Through From:</i>							
<i>Governor - Fiscal</i>			300	219,279.83			
Totals - U.S. Department of Homeland Security				\$ 1,176,188.03	\$ -	\$ 3,898,008.87	\$ 5,074,196.90
Research & Development Cluster							
U.S. Department of the Interior							
Cooperative Landscape Conservation	15.669	The Curators of The University of Missouri/ C00056185-1			\$ 19,735.76		\$ 19,735.76
Cooperative Landscape Conservation		Wildlife Management Institute, Inc./ GP LCC 2016-02 F14AC00887			11,153.73		11,153.73
Cooperative Landscape Conservation		Wildlife Management Institute, Inc./ GP LCC 2016-03 F14AC00887			135,197.18		135,197.18
<u>Direct Programs:</u>							
Sport Fish Restoration	15.605					\$ 13,142,330.83	13,142,330.83
Fish and Wildlife Management Assistance	15.608					55,508.75	55,508.75
Fish and Wildlife Management Assistance	15.608					46,509.25	46,509.25
<i>Pass-Through To:</i>							
<i>Texas State University</i>							
Wildlife Restoration and Basic Hunter Education	15.611					5,219,765.01	5,219,765.01
Wildlife Restoration and Basic Hunter Education	15.611					219,099.08	219,099.08
<i>Pass-Through To:</i>							
<i>Texas A&M AgrLife Research</i>							
Wildlife Restoration and Basic Hunter Education	15.611					165,776.67	165,776.67
<i>Pass-Through To:</i>							
<i>Tarleton State University</i>							
Wildlife Restoration and Basic Hunter Education	15.611					18,980.07	18,980.07
<i>Pass-Through To:</i>							
<i>University of Texas at El Paso</i>							
Wildlife Restoration and Basic Hunter Education	15.611					340,413.19	340,413.19
<i>Pass-Through To:</i>							
<i>Texas A&M University - Kingsville</i>							
Wildlife Restoration and Basic Hunter Education	15.611					41,135.57	41,135.57
<i>Pass-Through To:</i>							
<i>Texas Tech University</i>							
Wildlife Restoration and Basic Hunter Education	15.611					306,168.10	306,168.10
<i>Pass-Through To:</i>							
<i>Sul Ross State University</i>							
Cooperative Endangered Species Conservation Fund	15.615					28,596.10	28,596.10
Cooperative Endangered Species Conservation Fund	15.615					73,672.50	73,672.50
<i>Pass-Through To:</i>							
<i>Texas A&M AgrLife Research</i>							

Texas Parks and Wildlife Department (802)
Schedule 1A - Schedule of Expenditures of Federal Awards (Continued)
 For the fiscal year ended August 31, 2018

Federal Grantor/ Pass-through Grantor/ Program Title	CFDA Number	NSE Name/ Identifying Number	Agy/ Univ No	Pass-through To		Expenditures Amount	Total PT To and Expenditures Amount
				Agencies or Universities Amount	Non-State Entities Amount		
U.S. Department of Defense							
<u>Direct Programs:</u>							
Flood Control Projects	12.106					\$ 275,593.41	\$ 275,593.41
Totals - U.S. Department of Defense				\$ -	\$ -	\$ 275,593.41	\$ 275,593.41
U.S. Department of Homeland Security							
<u>Direct Programs:</u>							
Boating Safety Financial Assistance	97.012					\$ 3,876,508.87	\$ 3,876,508.87
Port Security Grant Program	97.056					21,500.00	21,500.00
<u>Pass-Through From:</u>							
Disaster Grants - Public Assistance (Presidentially Declared Disasters)	97.036					956,908.20	956,908.20
<i>Department of Public Safety</i>			405				
Homeland Security Grant Program	97.067					219,279.83	219,279.83
<i>Governor - Fiscal</i>			300				
Totals - U.S. Department of Homeland Security				\$ -	\$ -	\$ 5,074,196.90	\$ 5,074,196.90
Research & Development Cluster							
U.S. Department of the Interior							
Cooperative Landscape Conservation	15.669	The Curators of The University of Missouri/ C00056185-1				\$ 19,735.76	\$ 19,735.76
Cooperative Landscape Conservation		Wildlife Management Institute, Inc./ GP LCC 2016-02 F14AC00887				11,153.73	11,153.73
Cooperative Landscape Conservation		Wildlife Management Institute, Inc./ GP LCC 2016-03 F14AC00887			\$ 68,339.32	66,857.86	135,197.18
<u>Direct Programs:</u>							
Sport Fish Restoration	15.605					13,142,330.83	13,142,330.83
Fish and Wildlife Management Assistance	15.608					55,508.75	55,508.75
Fish and Wildlife Management Assistance	15.608						46,509.25
<i>Texas State University</i>				\$ 46,509.25			
Wildlife Restoration and Basic Hunter Education	15.611				584,108.68	4,635,656.33	5,219,765.01
Wildlife Restoration and Basic Hunter Education	15.611						219,099.08
<i>Texas A&M AgrLife Research</i>				219,099.08			
Wildlife Restoration and Basic Hunter Education	15.611						165,776.67
<i>Tarleton State University</i>				165,776.67			
Wildlife Restoration and Basic Hunter Education	15.611						18,980.07
<i>University of Texas at El Paso</i>				18,980.07			
Wildlife Restoration and Basic Hunter Education	15.611						340,413.19
<i>Texas A&M University - Kingsville</i>				340,413.19			
Wildlife Restoration and Basic Hunter Education	15.611						41,135.57
<i>Texas Tech University</i>				41,135.57			
Wildlife Restoration and Basic Hunter Education	15.611						306,168.10
<i>Sul Ross State University</i>				306,168.10			
Cooperative Endangered Species Conservation Fund	15.615					28,596.10	28,596.10
Cooperative Endangered Species Conservation Fund	15.615						73,672.50
<i>Texas A&M AgrLife Research</i>				73,672.50			

Texas Parks and Wildlife Department (802)
Schedule 1A - Schedule of Expenditures of Federal Awards (Continued)
 For the fiscal year ended August 31, 2018

Federal Grantor/ Pass-through Grantor/ Program Title	CFDA Number	NSE Name/ <i>Identifying Number</i>	Agy/ Univ No	Pass-through From		Direct Program Amount	Total PT From and Direct Prog. Amount
				Agencies or Universities Amount	Non-State Entities Amount		
Cooperative Endangered Species Conservation Fund <i>Pass-Through To:</i> <i>University of Texas at Arlington</i>	15.615					12,198.12	12,198.12
Cooperative Endangered Species Conservation Fund <i>Pass-Through To:</i> <i>University of Texas at Austin</i>	15.615					72,633.86	72,633.86
Cooperative Endangered Species Conservation Fund <i>Pass-Through To:</i> <i>Texas Tech University</i>	15.615					22,512.13	22,512.13
Cooperative Endangered Species Conservation Fund <i>Pass-Through To:</i> <i>University of Texas Rio Grande Valley</i>	15.615					54,163.02	54,163.02
Cooperative Endangered Species Conservation Fund <i>Pass-Through To:</i> <i>University of Texas at Tyler</i>	15.615					333.80	333.80
Cooperative Endangered Species Conservation Fund <i>Pass-Through To:</i> <i>Texas State University</i>	15.615					162,616.58	162,616.58
State Wildlife Grants State Wildlife Grants <i>Pass-Through To:</i> <i>Texas A&M AgrilLife Extension Service</i>	15.634 15.634					526,997.53 5,853.13	526,997.53 5,853.13
State Wildlife Grants <i>Pass-Through To:</i> <i>Texas A&M AgrilLife Research</i>	15.634					173,627.46	173,627.46
State Wildlife Grants <i>Pass-Through To:</i> <i>Texas A&M University</i>	15.634					14,175.00	14,175.00
State Wildlife Grants <i>Pass-Through To:</i> <i>Texas A&M University at Galveston</i>	15.634					146,319.61	146,319.61
State Wildlife Grants <i>Pass-Through To:</i> <i>University of Texas at Austin</i>	15.634					397,910.51	397,910.51
State Wildlife Grants <i>Pass-Through To:</i> <i>Texas A&M University - Kingsville</i>	15.634					19,291.52	19,291.52
State Wildlife Grants <i>Pass-Through To:</i> <i>Texas Tech University</i>	15.634					200,876.77	200,876.77
State Wildlife Grants <i>Pass-Through To:</i> <i>University of Texas Rio Grande Valley</i>	15.634					229,102.32	229,102.32
State Wildlife Grants <i>Pass-Through To:</i> <i>University of Texas at Tyler</i>	15.634					5,353.46	5,353.46
State Wildlife Grants <i>Pass-Through To:</i> <i>University of North Texas</i>	15.634					15,764.73	15,764.73
State Wildlife Grants <i>Pass-Through To:</i> <i>Sam Houston State University</i>	15.634					63,718.94	63,718.94
State Wildlife Grants <i>Pass-Through To:</i> <i>Texas State University</i>	15.634					235,897.58	235,897.58
State Wildlife Grants <i>Pass-Through To:</i>	15.634					21,857.03	21,857.03

UNAUDITED

Texas Parks and Wildlife Department (802)
Schedule 1A - Schedule of Expenditures of Federal Awards (Continued)
 For the fiscal year ended August 31, 2018

Federal Grantor/ Pass-through Grantor/ Program Title	CFDA Number	NSE Name/ <i>Identifying Number</i>	Agy/ Univ No	Pass-through To		Expenditures Amount	Total PT To and Expenditures Amount
				Agencies or Universities Amount	Non-State Entities Amount		
Cooperative Endangered Species Conservation Fund <i>University of Texas at Arlington</i>	15.615			12,198.12			12,198.12
Cooperative Endangered Species Conservation Fund <i>University of Texas at Austin</i>	15.615			72,633.86			72,633.86
Cooperative Endangered Species Conservation Fund <i>Texas Tech University</i>	15.615			22,512.13			22,512.13
Cooperative Endangered Species Conservation Fund <i>University of Texas Rio Grande Valley</i>	15.615			54,163.02			54,163.02
Cooperative Endangered Species Conservation Fund <i>University of Texas at Tyler</i>	15.615			333.80			333.80
Cooperative Endangered Species Conservation Fund <i>Texas State University</i>	15.615			162,616.58			162,616.58
State Wildlife Grants State Wildlife Grants <i>Texas A&M AgriLife Extension Service</i>	15.634 15.634				91,593.39	435,404.14	526,997.53 5,853.13
State Wildlife Grants <i>Texas A&M AgriLife Research</i>	15.634			173,627.46			173,627.46
State Wildlife Grants <i>Texas A&M University</i>	15.634			14,175.00			14,175.00
State Wildlife Grants <i>Texas A&M University at Galveston</i>	15.634			146,319.61			146,319.61
State Wildlife Grants <i>University of Texas at Austin</i>	15.634			397,910.51			397,910.51
State Wildlife Grants <i>Texas A&M University - Kingsville</i>	15.634			19,291.52			19,291.52
State Wildlife Grants <i>Texas Tech University</i>	15.634			200,876.77			200,876.77
State Wildlife Grants <i>University of Texas Rio Grande Valley</i>	15.634			229,102.32			229,102.32
State Wildlife Grants <i>University of Texas at Tyler</i>	15.634			5,353.46			5,353.46
State Wildlife Grants <i>University of North Texas</i>	15.634			15,764.73			15,764.73
State Wildlife Grants <i>Sam Houston State University</i>	15.634			63,718.94			63,718.94
State Wildlife Grants <i>Texas State University</i>	15.634			235,897.58			235,897.58
State Wildlife Grants	15.634						21,857.03

Texas Parks and Wildlife Department (802)
Schedule 1A - Schedule of Expenditures of Federal Awards (Continued)
 For the fiscal year ended August 31, 2018

Federal Grantor/ Pass-through Grantor/ Program Title	CFDA Number	NSE Name/ Identifying Number	Agy/ Univ No	Pass-through From		Direct Program Amount	Total PT From and Direct Prog. Amount
				Agencies or Universities Amount	Non-State Entities Amount		
<i>Sul Ross State University</i>							
State Wildlife Grants <i>Pass-Through To:</i> <i>University of Houston - Clear Lake</i>	15.634					55,426.76	55,426.76
State Wildlife Grants <i>Pass-Through To:</i> <i>Texas A&M University - Corpus Christi</i>	15.634					36,863.61	36,863.61
Endangered Species Conservation - Recovery Implementation Funds <i>National Fish and Wildlife Foundation</i> <i>Pass-Through To:</i> <i>Texas Tech University</i>	15.657					11,583.63	11,583.63
	15.663					27,325.98	27,325.98
Totals - U.S. Department of the Interior						\$ -	\$ 166,086.67
U.S. Department of Commerce						\$ 22,170,358.20	\$ 22,336,444.87
Cooperative Fishery Statistics	11.434	Gulf States Marine Fisheries Commission/ <i>TT-749-005-2018-01</i>			\$ 110,441.85		\$ 110,441.85
Cooperative Fishery Statistics		Gulf States Marine Fisheries Commission/ <i>TT1-749-005-2017-01</i>			72,562.97		72,562.97
Regional Fishery Management Councils	11.441	Gulf of Mexico Fishery Management Council/ <i>17-7050</i>			6,631.17		6,631.17
Regional Fishery Management Councils		Gulf of Mexico Fishery Management Council/ <i>18-7050</i>			35,267.14		35,267.14
Direct Programs:							
Interjurisdictional Fisheries Act of 1986	11.407				\$ 152,516.23		152,516.23
Cooperative Fishery Statistics	11.434				86,551.81		86,551.81
Southeast Area Monitoring and Assessment Program	11.435				56,538.34		56,538.34
Totals - U.S. Department of Commerce					\$ -	\$ 224,903.13	\$ 295,606.38
						\$ 520,509.51	
Highway Planning and Construction Cluster							
U.S. Department of Transportation							
Direct Programs:							
Highway Planning and Construction	20.205				\$ (187,088.41)		\$ (187,088.41)
Recreational Trails Program	20.219				2,114,110.51		2,114,110.51
Recreational Trails Program <i>Pass-Through To:</i> <i>University of Texas at Austin</i>	20.219				45,902.83		45,902.83
Recreational Trails Program <i>Pass-Through To:</i> <i>Texas A&M University - Texarkana</i>	20.219					43,037.51	43,037.51
Pass-Through From:							
Highway Planning and Construction <i>Pass-Through From:</i> <i>Texas Department of Transportation</i>	20.205		601	\$ 5,992.00			5,992.00
Totals - U.S. Department of Transportation				\$ 5,992.00	\$ -	\$ 2,015,962.44	\$ 2,021,954.44
Fish and Wildlife Cluster							
U.S. Department of the Interior							
Direct Programs:							
Sport Fish Restoration	15.605				\$ 1,755,827.51		\$ 1,755,827.51
Wildlife Restoration and Basic Hunter Education	15.611				19,187,675.20		19,187,675.20
Wildlife Restoration and Basic Hunter Education <i>Pass-Through To:</i> <i>Texas A&M AgriLife Extension Service</i>	15.611				87,653.72		87,653.72
Totals - U.S. Department of the Interior					\$ -	\$ -	\$ 21,031,156.43
Total Expenditures of Federal Awards					\$ 3,002,119.51	\$ 397,989.80	\$ 55,229,377.83
							\$ 58,629,487.14

Texas Parks and Wildlife Department (802)
Schedule 1A - Schedule of Expenditures of Federal Awards (Continued)
 For the fiscal year ended August 31, 2018

Federal Grantor/ Pass-through Grantor/ Program Title	CFDA Number	NSE Name/ Identifying Number	Agy/ Univ No	Pass-through To		Expenditures Amount	Total PT To and Expenditures Amount
				Agencies or Universities Amount	Non-State Entities Amount		
<i>Sul Ross State University</i>				21,857.03			
State Wildlife Grants	15.634						55,426.76
<i>University of Houston - Clear Lake</i>				55,426.76			
State Wildlife Grants	15.634						36,863.61
<i>Texas A&M University - Corpus Christi</i>				36,863.61			
Endangered Species Conservation - Recovery Implementation Funds	15.657				11,583.63		11,583.63
National Fish and Wildlife Foundation	15.663						27,325.98
<i>Texas Tech University</i>				27,325.98			
Totals - U.S. Department of the Interior				\$ 3,185,576.35	\$ 784,221.12	\$ 18,366,647.40	\$ 22,336,444.87
U.S. Department of Commerce							
Cooperative Fishery Statistics	11.434	Gulf States Marine Fisheries Commission/ TT-749-005-2018-01				\$ 110,441.85	\$ 110,441.85
Cooperative Fishery Statistics		Gulf States Marine Fisheries Commission/ TT1-749-005-2017-01			72,562.97		72,562.97
Regional Fishery Management Councils	11.441	Gulf of Mexico Fishery Management Council/ 17-7050			6,631.17		6,631.17
Regional Fishery Management Councils		Gulf of Mexico Fishery Management Council/ 18-7050			35,267.14		35,267.14
Direct Programs:							
Interjurisdictional Fisheries Act of 1986	11.407					152,516.23	152,516.23
Cooperative Fishery Statistics	11.434					86,551.81	86,551.81
Southeast Area Monitoring and Assessment Program	11.435					56,538.34	56,538.34
Totals - U.S. Department of Commerce				\$ -	\$ -	\$ 520,509.51	\$ 520,509.51
Highway Planning and Construction Cluster							
U.S. Department of Transportation							
Direct Programs:							
Highway Planning and Construction	20.205					\$ (187,088.41)	\$ (187,088.41)
Recreational Trails Program	20.219				\$ 1,288,730.61	825,379.90	2,114,110.51
Recreational Trails Program	20.219						45,902.83
<i>University of Texas at Austin</i>				\$ 45,902.83			
Recreational Trails Program	20.219						43,037.51
<i>Texas A&M University - Texarkana</i>				43,037.51			
Pass-Through From:							
Highway Planning and Construction	20.205					5,992.00	5,992.00
<i>Texas Department of Transportation</i>			601				
Totals - U.S. Department of Transportation				\$ 88,940.34	\$ 1,288,730.61	\$ 644,283.49	\$ 2,021,954.44
Fish and Wildlife Cluster							
U.S. Department of the Interior							
Direct Programs:							
Sport Fish Restoration	15.605				\$ 295,661.86	\$ 1,460,165.65	\$ 1,755,827.51
Wildlife Restoration and Basic Hunter Education	15.611				879,704.64	18,307,970.56	19,187,675.20
Wildlife Restoration and Basic Hunter Education	15.611						87,653.72
<i>Texas A&M AgriLife Extension Service</i>				\$ 87,653.72			
Totals - U.S. Department of the Interior				\$ 87,653.72	\$ 1,175,366.50	\$ 19,768,136.21	\$ 21,031,156.43
Total Expenditures of Federal Awards				\$ 3,378,746.89	\$ 7,207,311.67	\$ 48,043,428.58	\$ 58,629,487.14

Texas Parks and Wildlife Department (802)
Schedule 1A - Schedule of Expenditures of Federal Awards (Concluded)
 For the fiscal year ended August 31, 2018

Below is a reconciliation of the total of federal pass-through and federal expenditures as reported on the Schedule of Federal Financial Assistance to the total of federal revenues and federal grant pass-through revenues as reported in the general-purpose financial statements.

**Per COMBINED STATEMENT OF REVENUES, EXPENDITURES, AND
 CHANGES IN FUND BALANCE/STATEMENT OF ACTIVITIES - Governmental Funds**

	USAS Amount	SEFA Note 2 Amount
Federal Revenue (Exhibit II)	\$ 55,627,367.63	\$ 56,614,450.98
Total Federal Revenue	\$ 55,627,367.63	\$ 56,614,450.98
Federal Pass-Through Revenue (Exhibit II)	\$ 2,982,428.96	\$ 2,982,428.96
Total Federal Pass-Through Revenue	\$ 2,982,428.96	\$ 2,982,428.96
Total Pass Through and Expenditures per Federal Schedule	\$ 58,609,796.59	\$ 59,596,879.94
<hr/>		
Reconciliation Items		
Non-monetary Items:		
Donation of Federal Surplus Personal Property		\$ 19,690.55
Total Non-monetary Items		\$ 19,690.55
Other Reconciling Items:		
Deduct:		
Federal revenue received on the fixed fee basis contract		\$ (48,082.77)
Federal revenue received under a vendor relationship between agency and the federal government		(939,000.58)
Total Other Reconciling Items		\$ (987,083.35)
Total Reconciliation Items:		\$ (967,392.80)
<hr/>		
Total per Note 2:		\$ 58,629,487.14
Total Pass-Through and Expenditures per Federal Schedule:		\$ 58,629,487.14
Difference:		\$ -

Texas Parks and Wildlife Department (802)
Schedule 1B - Schedule of State Grant Pass-Throughs From/To State Agencies
For the Year Ended August 31, 2018

Pass-through From	Grant ID	Agency Number	Amount
CEPRA 1572 – Dickinson Bayou Wetland Restoration Project GENERAL LAND OFFICE	305.0005	305	\$ 124,106.12
FH-1617-02 Feral Hog Abatement DEPARTMENT OF AGRICULTURE	551.0039	551	89,252.14
WSC - Research TEXAS WATER DEVELOPMENT BOARD	580.0019	580	176,905.14
Galveston Bay Restoration Project TX COMMISSION ON ENVIRONMENTAL QUALITY	582.0061	582	198,270.57
Water Supply Enhancement STATE SOIL AND WATER CONSERVATION BOARD	592.0002	592	79,170.00
Total Pass-Through from Other Agencies (Exh. II):			\$ 667,703.97
Pass-through To	Grant ID	Agency Number	Amount
452461 Application of UAV Based Remote Sensing for Evaluation of Wetland Vegetation Monitoring TEXAS STATE UNIVERSITY	802.0091	754	\$ 1,483.24
453276 Waterfowl Use and Carrying Capacity of Stock Ponds in the Oaks and Prairies and Rolling Plains of Texas TEXAS TECH UNIVERSITY	802.0093	733	38,663.52
468692 Guadalupe Benthics TEXAS STATE UNIVERSITY	802.0096	754	1,392.18
454264 Houston Toad Response to Ongoing Habitat Restoration in Bastrop State Park, Bastrop County, Texas TEXAS STATE UNIVERSITY	802.0097	754	(0.37)
461147 Native Aquatic Vegetation Restoration & Effects of Native Aquatic Vegetation Restoration on Fish and Wildlife Comm. in Texas TEXAS A&M AGRILIFE RESEARCH	802.0099	556	4,222.66
460487 Mussel Data Collection in the Middle Trinity River TEXAS A&M AGRILIFE RESEARCH	802.0101	556	554.00
483138 Monitoring Hydrologic Effects of Salt Cedar Control in the Upper Brazos River Basin, Texas UNIVERSITY OF TEXAS AT AUSTIN	802.0105	721	2,298.69
475613 Genomics Case Study of Texas White-tailed Deer (Odocoileus virginianus) Naturally affected with Chronic Wasting Disease TEXAS A&M AGRILIFE RESEARCH	802.0108	556	2,896.00
476296 Potential Influence of Exchanges between the Lower Guadalupe River and Oxbow Lakes on Food Web Dynamics TEXAS A&M AGRILIFE RESEARCH	802.0109	556	23,113.14

Texas Parks and Wildlife Department (802)
Schedule 1B - Schedule of State Grant Pass-Throughs From/To State Agencies (Continued)
For the Year Ended August 31, 2018

Pass-through From	Grant ID	Agency Number	Amount
477037 Funding for the Migratory Game Bird Faculty Position TARLETON STATE UNIVERSITY	802.0113	713	22,944.33
470262 Movement and Ecology of Mid- Continent White-fronted Geese TEXAS A&M UNIVERSITY-KINGSVILLE	802.0116	732	10,164.88
472736 Habitat Use of Sandhill Cranes Wintering Along the Texas Coast TEXAS A&M UNIVERSITY-KINGSVILLE	802.0117	732	35,975.53
479647 Restoring Habitat and Increasing Conservation Capacity for Monarch Butterflies on Public and Private Lands in Texas TEXAS A&M UNIVERSITY-KINGSVILLE	802.0118	732	18,106.07
476549 Community Structure, Habitat Use, and Connectivity of Reef Fishes on TPWD Artificial Reefs TEXAS A&M UNIVERSITY AT GALVESTON	802.0119	718	78,004.37
474362 South Texas Artificial Reef Research (STARR) Program: Fish Community Assessment and Reef Site Evaluations - Phase III TEXAS A&M UNIVERSITY - CORPUS CHRISTI	802.0122	760	118,503.79
474944 Rio Grande Valley Reefing Site Pre- and Post- Deployment Monitoring UNIVERSITY OF TEXAS RIO GRANDE VALLEY	802.0124	746	6,020.58
475342 Artificial Reef Biological Monitoring and Research Program FY 2016-2017 UNIVERSITY OF TEXAS RIO GRANDE VALLEY	802.0125	746	179,213.01
472472 Reestablish Growth of Quail Populations TEXAS A&M AGRILIFE EXTENSION SERVICE	802.0127	555	1,000,000.00
477778 CWD Outreach and Education TEXAS A&M AGRILIFE EXTENSION SERVICE	802.0128	555	2,719.40
482448 School for Outdoor Environmental Science Adventures TEXAS A&M AGRILIFE EXTENSION SERVICE	802.0129	555	1,798.04
489833 Mad Island Wildlife Management Area Shoreline Protection Phase II GENERAL LAND OFFICE	802.0132	305	(59,949.81)
493087 Tarleton University Native Texas Milkweeds Monitoring TARLETON STATE UNIVERSITY	802.0133	713	3,700.20
485432 Ongoing Study of Zebra Mussel Population Dynamics UNIVERSITY OF TEXAS AT ARLINGTON	802.0134	714	581.15
496333 Control of Giant Salvinia (Salvinia molesta) with an Endocide STEPHEN F AUSTIN STATE UNIVERSITY	802.0137	755	(7,421.76)
499614 Sheldon Lake State Park Prairie Wetlands Restoration Phase V TEXAS A&M AGRILIFE EXTENSION SERVICE	802.0138	555	99,339.76
485272 Genotyping of Red Drum Broodfish at Texas Parks and Wildlife Hatcheries TEXAS A&M UNIVERSITY - CORPUS CHRISTI	802.0139	760	9,705.24

Texas Parks and Wildlife Department (802)
Schedule 1B - Schedule of State Grant Pass-Throughs From/To State Agencies (Continued)
For the Year Ended August 31, 2018

Pass-through From	Grant ID	Agency Number	Amount
481681 Nature Connections with the Wildflower Center UNIVERSITY OF TEXAS AT AUSTIN	802.0140	721	6,209.58
492024 Optimization of Sodium Nitrite Based Oral Toxicants and Delivery Strategies for Controlling Feral Swine SUL ROSS STATE UNIVERSITY	802.0141	756	22,500.00
495083 Johnstons Frankenia (Frankenia Johnstonii) Population Status: Year One in the Post-delisting Environment UNIVERSITY OF TEXAS RIO GRANDE VALLEY	802.0143	746	1,167.11
489812 Age and GSI data for Pleco population at Landa Lake TEXAS A&M AGRILIFE RESEARCH	802.0144	556	6,122.52
488575 Integrated Monitoring and Modeling Strategy TEXAS A&M AGRILIFE RESEARCH	802.0145	556	(8.10)
485738 Dispersal of zebra mussels downstream of an invaded reservoir and assessing the risk of dreissenid mussel invasion into lakes of Texas TEXAS STATE UNIVERSITY	802.0146	754	407.14
482362 Environmental DNA-based range delineation of invasive bigheaded carp in Texas TEXAS TECH UNIVERSITY	802.0149	733	286.98
494242 Southern Plains Pollinator Conservation Implementation Program: Texas and Oklahoma UNIVERSITY OF TEXAS AT AUSTIN	802.0150	721	20,345.31
501916 Harris County Sheldon Lake SP Prairie wetlands restoration phase V project UNIVERSITY OF HOUSTON - CLEAR LAKE	802.0151	759	26,517.74
506424 Outdoor Learning Environments (OLEI Texas) TEXAS TECH UNIVERSITY	802.0152	733	8,598.95
504614 Dispersal of zebra mussels downstream of invaded reservoirs and assessing the impact of zebra mussels TEXAS STATE UNIVERSITY	802.0153	754	17,302.33
511276 Control of Giant Salvinia (Salvinia molesta) with an Endocide STEPHEN F AUSTIN STATE UNIVERSITY	802.0154	755	49,990.00
508197 Field and Experimental Assessments of the Impact of Erosion Control Materials on Wildlife STEPHEN F AUSTIN STATE UNIVERSITY	802.0155	755	27,883.98
495775 San Solomon Springs Invertebrate Monitoring TEXAS STATE UNIVERSITY	802.0156	754	31,613.56
496129 Aquarena Springs Outdoor Education Program TEXAS STATE UNIVERSITY	802.0157	754	37,372.62
506346 Black-tailed Prairie Dog (BTPD) Reintroduction fo the Marfa Grasslands SUL ROSS STATE UNIVERSITY	802.0158	756	12,600.00

Texas Parks and Wildlife Department (802)
Schedule 1B - Schedule of State Grant Pass-Throughs From/To State Agencies (Concluded)
For the Year Ended August 31, 2018

Pass-through From	Grant ID	Agency Number	Amount
506445 Longleaf Ridge TEXAS A&M FOREST SERVICE	802.0159	576	400,000.00
505640 Movement, Home Range, and Habitat Use of the Spot-tailed Earless Lizard (Holbrookia lacerata) on Laughlin Air Force Base TEXAS A&M AGRILIFE RESEARCH	802.0160	556	10,006.59
499095 Integrated Monitoring and Modeling Strategy from agency 802 to agency 556 Texas AgriLife Research TEXAS A&M AGRILIFE RESEARCH	802.0161	556	28,974.91
510220 School for Outdoor Environmental Science Adventures 2018-2019 TEXAS A&M AGRILIFE EXTENSION SERVICE	802.0162	555	24,182.92
504645 – “Review/Re-Rank Current Ranks of Rare Plants UNIVERSITY OF TEXAS AT AUSTIN	802.0163	721	12,525.56
505643- Development of Training Materials for SGCN seed collections, ranking/re-ranking rare plants using NatureServe Rate Calculator UNIVERSITY OF TEXAS AT AUSTIN	802.0164	721	12,705.64
505176 – Continued Monitoring of Hydrologic effects of Saltcedar Control in the Upper Brazos River Basin UNIVERSITY OF TEXAS AT AUSTIN	802.0165	721	43,461.52
490127 LIP Texas Tech University TEXAS TECH UNIVERSITY	802.0166	733	27,325.97
494972 Geophysical Investigations at Fort Sherman Cemetery UNIVERSITY OF TEXAS AT TYLER	802.0167	750	16,000.00
498921 Determining Relationship of CWD-Positive White-tailed deer to Captive and Free-ranging Whitetail Populations TEXAS A&M UNIVERSITY-KINGSVILLE	802.0168	732	4,168.75
Total Pass-Through to Other Agencies (Exh. II):			\$ 2,442,289.42



Annual Report of Nonfinancial Data





Life's better outside.®

November 20, 2018

The Honorable Greg Abbott, Governor
Ursula Parks, Director, Legislative Budget Board
Lisa Collier, CPA, CFE, CIDA, First Assistant State Auditor

Dear Governor Abbott, Ms. Parks and Ms. Collier:

We are pleased to submit the Texas Parks and Wildlife Department's *Annual Report of Nonfinancial Data* for the year ended August 31, 2018, in compliance with Texas Government Code Annotated, Section 2101.0115 and in accordance with the instructions for completing the Annual Report of Nonfinancial Data.

The accompanying report has not been audited and is considered to be independent of the agency's *Annual Financial Report*.

If you have questions, please contact Ms. Sylvette L. Ford at (512) 389-4719.

Sincerely,

A handwritten signature in blue ink, appearing to read "Michael J. Jensen".

Michael J. Jensen
Chief Financial Officer

Commissioners

Ralph H. Duggins
Chairman
Fort Worth

S. Reed Morian
Vice-Chairman
Houston

T. Dan Friedkin
Houston

Anna B. Galo
Laredo

Bill Jones
Austin

Jeanne W. Latimer
San Antonio

James H. Lee
Houston

Dick Scott
Wimberley

Kelcy L. Warren
Dallas

Lee M. Bass
Chairman-Emeritus
Fort Worth

Carter P. Smith
Executive Director

UNAUDITED

Texas Parks and Wildlife Department (802)
Schedule of Bonded Employees
For the fiscal year ended August 31, 2018

<u>AGENCY NAME</u>	<u>JOB TITLE</u>	<u>AMOUNT OF BOND</u>	<u>SURETY COMPANY</u>
Texas Parks and Wildlife Department	Deputy Tax-Assessor Collector, Travis County	\$ 100,000.00	Western Surety Company

Texas Parks and Wildlife Department (802)

SCHEDULE OF SPACE OCCUPIED

For the fiscal year ended August 31, 2018

Location	Address	Lessor	Lease No.
STATE OWNED			
Game Wardens - Region 6, District 3 - 0459	Abilene	-	-
Black Gap WMA - 0187	Alpine	-	-
Game Wardens - Region 6, District 1 - 0214	Amarillo	-	-
Texas Freshwater Fisheries Center - 0030	Athens	-	-
Texas Freshwater Fisheries Center - Hatchery - 0705	Athens	-	-
Atlanta SP - 0347	Atlanta	-	-
Austin Communication Center - 0392	Austin	-	-
Game Wardens - Region 1, District 4 - 0781	Austin	-	-
Game Wardens - Region 2, District 1 - 0833	Austin	-	-
Law Enforcement - Field Office Region 3, Rusk IV, 0820	Austin	-	-
McKinney Falls SP - 0083	Austin	-	-
Support Services-Operating - 0227	Austin	-	-
Wildlife Field Operations - District 6 - 0121	Austin	-	-
Hill Country SNA - Louise Merrick Unit - 0228	Bandera	-	-
Bastrop SP - 0511	Bastrop	-	-
Field Operations-Operating - 0436	Bastrop	-	-
Park Operations - Regional Office - Bastrop - 0010	Bastrop	-	-
Central Coast Wetlands Eco System Project - 0589	Bay City	-	-
Colorado Bend SP - 0475	Bend	-	-
Big Spring SP - 0437	Big Spring	-	-
Blanco SP - 0591	Blanco	-	-
Bonham SP - 0280	Bonham	-	-
Kickapoo Caverns SP - 0529	Bracketville	-	-
East Texas Fish Hatchery - 0741	Brookeland	-	-
Lower Laguna Madre Ecosystem - 0610	Brownsville	-	-
Lake Brownwood SP - 0545	Brownwood	-	-
Wildlife - Regional Office - Brownwood - 0144	Brownwood	-	-
Inks Lake SP - 0279	Burnet	-	-
Law Enforcement Region 3 - SP - 0863	Burnet	-	-
Possum Kingdom SP - 0210	Caddo	-	-
Choke Canyon SP - Calliham Unit - 0386	Calliham	-	-
Palo Duro Canyon SP - 0588	Canyon	-	-
Cedar Hill SP - 0356	Cedar Hill	-	-
Fort Boggy SP - 0046	Centerville	-	-
Cleburne SP - 0405	Cleburne	-	-
Lake Colorado City SP - 0367	Colorado City	-	-
Garner SP - 0439	Concan	-	-
Cooper Lake SP - Doctors Creek Unit - 0100	Cooper	-	-
CCA/CPL Marine Development Center - 0240	Corpus Christi	-	-
Game Wardens - Region 8, District 4 - 0612	Corpus Christi	-	-
Chaparral WMA - 0357	Cotulla	-	-
Devils River SNA-South - 0789	Del Rio	-	-
Game Wardens - Region 1, District 1 - 0011	Del Rio	-	-
Eisenhower SP - 0149	Denison	-	-
Wylar Aerial Tramway - 0506	El Paso	-	-
Dundee FH - 0036	Electra	-	-
Purtis Creek SP - 0127	Eustace	-	-
Fairfield Lake SP - 0515	Fairfield	-	-
Falcon SP - 0518	Falcon Heights	-	-
Davis Mountains SP - 0241	Fort Davis	-	-
Field Operations-Operating - 0436	Fort Davis	-	-
Indian Lodge - 0145	Fort Davis	-	-
Park Operations - Regional Office - Fort Davis - 0022	Fort Davis	-	-
Game Wardens - Region 2, District 2 - 0146	Fort Worth	-	-
Inland Fisheries - District Office - DFW - 0193	Fort Worth	-	-
Law Enforcement - Regional Office, Ft Worth - 0064	Fort Worth	-	-
Enchanted Rock SNA - 0195	Fredericksburg	-	-
Galveston Island SP - 0236	Galveston	-	-
Dinosaur Valley SP - 0018	Glen Rose	-	-
Goliad SHP - 0072	Goliad	-	-
Palmetto SP - 0503	Gonzales	-	-
Possum Kingdom FH - 0208	Graford	-	-
Mission Tejas SHP - 0594	Grapeland	-	-
Texas Game Warden Law Enforce Training Ctr - 0735	Hamilton	-	-
Sheldon SP - 0460	Houston	-	-
Kerr WMA - 0536	Hunt	-	-
Huntsville SP - 0369	Huntsville	-	-
Fort Richardson SHP - 0440	Jacksboro	-	-
Martin Dies Jr SP - 0398	Jasper	-	-
Pedernales Falls SP - 0185	Johnson City	-	-

Texas Parks and Wildlife Department (802)
SCHEDULE OF SPACE OCCUPIED (Continued)
 For the fiscal year ended August 31, 2018

Type	Usable Square Feet	FTEs	Rental Per Month		2018 Actual Annual Cost	
			Cost Per Square Foot	Cost Per Month		
-	85	-	\$	-	\$	-
-	29,218	-	\$	-	\$	-
-	92	-	\$	-	\$	-
-	14,320	-	\$	-	\$	-
-	52,800	-	\$	-	\$	-
-	7,379	-	\$	-	\$	-
-	84	-	\$	-	\$	-
-	126	-	\$	-	\$	-
-	777	-	\$	-	\$	-
-	64	-	\$	-	\$	-
-	23,625	-	\$	-	\$	-
-	187,130	-	\$	-	\$	-
-	11,930	-	\$	-	\$	-
-	50,282	-	\$	-	\$	-
-	57,836	-	\$	-	\$	-
-	200	-	\$	-	\$	-
-	5,520	-	\$	-	\$	-
-	8,323	-	\$	-	\$	-
-	4,217	-	\$	-	\$	-
-	7,113	-	\$	-	\$	-
-	5,601	-	\$	-	\$	-
-	16,520	-	\$	-	\$	-
-	15,314	-	\$	-	\$	-
-	4,154	-	\$	-	\$	-
-	5,640	-	\$	-	\$	-
-	36,139	-	\$	-	\$	-
-	5,700	-	\$	-	\$	-
-	30,642	-	\$	-	\$	-
-	1,089	-	\$	-	\$	-
-	13,977	-	\$	-	\$	-
-	47,585	-	\$	-	\$	-
-	33,553	-	\$	-	\$	-
-	43,557	-	\$	-	\$	-
-	1,110	-	\$	-	\$	-
-	12,881	-	\$	-	\$	-
-	10,190	-	\$	-	\$	-
-	48,130	-	\$	-	\$	-
-	6,016	-	\$	-	\$	-
-	23,200	-	\$	-	\$	-
-	432	-	\$	-	\$	-
-	7,741	-	\$	-	\$	-
-	12,810	-	\$	-	\$	-
-	90	-	\$	-	\$	-
-	21,898	-	\$	-	\$	-
-	3,555	-	\$	-	\$	-
-	8,046	-	\$	-	\$	-
-	5,637	-	\$	-	\$	-
-	14,973	-	\$	-	\$	-
-	16,568	-	\$	-	\$	-
-	13,372	-	\$	-	\$	-
-	96	-	\$	-	\$	-
-	33,435	-	\$	-	\$	-
-	13,692	-	\$	-	\$	-
-	2,490	-	\$	-	\$	-
-	10,479	-	\$	-	\$	-
-	180	-	\$	-	\$	-
-	10,219	-	\$	-	\$	-
-	19,333	-	\$	-	\$	-
-	15,460	-	\$	-	\$	-
-	25,387	-	\$	-	\$	-
-	3,786	-	\$	-	\$	-
-	19,617	-	\$	-	\$	-
-	10,230	-	\$	-	\$	-
-	57,336	-	\$	-	\$	-
-	16,154	-	\$	-	\$	-
-	4,975	-	\$	-	\$	-
-	8,187	-	\$	-	\$	-
-	15,803	-	\$	-	\$	-
-	1,295	-	\$	-	\$	-
-	18,216	-	\$	-	\$	-

Texas Parks and Wildlife Department (802)
SCHEDULE OF SPACE OCCUPIED (Continued)
For the fiscal year ended August 31, 2018

Location	Address	Lessor	Lease No.
South Llano River SP - 0487	Junction	-	-
Caddo Lake SP - 0054	Karnack	-	-
Game Wardens - Region 5, District 5 - 0494	Kerrville	-	-
Wildlife Field Operations - District 4 - 0253	Kerrville	-	-
Monument Hill and Kreische Brewery SHP - 0619	La Grange	-	-
Wildlife Field Operations - District 7 - 0041	La Grange	-	-
Battleship Texas - 0607	La Porte	-	-
San Jacinto Battleground SHP - 0406	La Porte	-	-
San Jacinto Monument SHP - 0413	La Porte	-	-
Sea Center Texas - 0420	Lake Jackson	-	-
Dickinson Marine Lab - 0663	LaMarque	-	-
Game Wardens - Region 5, District 3 - 0313	Laredo	-	-
Lake Casa Blanca SP - 0085	Laredo	-	-
Lake Somerville SP - Nails Creek Unit - 0504	Ledbetter	-	-
Northeast Texas Eco System - 0677	Lindale	-	-
Lake Livingston SP - 0401	Livingston	-	-
Game Wardens - Region 7, District 2 - 0485	Llano	-	-
Lockhart SP - 0601	Lockhart	-	-
Game Wardens - Region 6, District 2 - 0428	Lubbock	-	-
Park Operations - Regional Office - Waco - 0017	Lubbock	-	-
Game Wardens - Region 3, District 3 - 0189	Lufkin	-	-
Village Creek SP - 0600	Lumberton	-	-
Mason Mountain WMA - 0438	Mason	-	-
Lake Corpus Christi SP - 0105	Mathis	-	-
Meridian SP - 0570	Meridian	-	-
Fort Parker SP - 0135	Mexia	-	-
Game Wardens - Region 1, District 2 - 0090	Midland	-	-
Bentsen-Rio Grande Valley SP - 0038	Mission	-	-
Monahans Sandhills SP - 0616	Monahans	-	-
Law Enforcement Region 5 - SP - 0865	Moody	-	-
Mother Neff SP - 0384	Moody	-	-
Inland Fisheries Research - 0129	Mountain Home	-	-
Pineywoods Ecosystem Project - 0731	Nacogdoches	-	-
Brazos Bend SP - 0122	Needville	-	-
Resaca de la Palma SP - 0275	Olmito	-	-
Matador WMA - 0552	Paducah	-	-
Coastal Fisheries Research P R Bass Res Station - 0450	Palacious	-	-
Ray Roberts Lake SP - Isle du Bois Unit - 0269	Pilot Point	-	-
Albert and Bessie Kronkosky SNA - 0801	Pipe Creek	-	-
Lake Bob Sandlin SP - 0615	Pittsburg	-	-
Mustang Island SP - 0433	Port Aransas	-	-
J D Murphree WMA - 0517	Port Arthur	-	-
San Antonio Bay System - 0442	Port O Connor	-	-
Powderhorn WMA - 0843	Port O'Connor	-	-
Inland Fisheries - District Office - Denison - 0019	Pottsboro	-	-
Big Bend Ranch SP - 0602	Presidio	-	-
Fort Leaton SHP - 0023	Presidio	-	-
Copper Breaks SP - 0170	Quanah	-	-
Caprock Canyons SP - 0603	Quitaque	-	-
Aransas Bay Ecosystem - 0421	Rockport	-	-
Coastal Fisheries - Regional Office - Rockport - 0199	Rockport	-	-
Goose Island SP - 0524	Rockport	-	-
Interpretative Specialists - Regional -SP - 0713	Rockport	-	-
Park Operations - Regional Office - Rockport - 0033	Rockport	-	-
Game Wardens - Region 3, District 1 - 0063	Rusk	-	-
Sea Rim SP - 0434	Sabine Pass	-	-
Inland Fisheries - District Office - San Angelo - 0271	San Angelo	-	-
Law Enforcement - Regional Office, San Angelo - 0007	San Angelo	-	-
Game Wardens - Region 5, District 2 - 0221	San Antonio	-	-
Game Wardens - Region 5, District 4 - 0773	San Antonio	-	-
Government Canyon SNA - 0277	San Antonio	-	-
Stephen F. Austin SHP - 0560	San Felipe	-	-
A E Wood FH - 0568	San Marcos	-	-
River Studies - 0355	San Marcos	-	-
IF - District Office - College Station/Houston - 0317	Snook	-	-
Lake Somerville SP - Birch Creek Unit - 0496	Somerville	-	-
Guadalupe River SP - 0225	Spring Branch	-	-
Lyndon B Johnson SHP - 0563	Stonewall	-	-
Cooper Lake SP - South Sulphur Unit - 0096	Sulphur Springs	-	-
Field Operations-Operating - 0436	Tatum	-	-
Martin Creek Lake SP - 0388	Tatum	-	-
LE - Regional Office, Region 7 Temple - 0050	Temple	-	-

Texas Parks and Wildlife Department (802)
SCHEDULE OF SPACE OCCUPIED (Continued)
 For the fiscal year ended August 31, 2018

Type	Usable Square Feet	FTEs	Rental Per Month		2018 Actual Annual Cost
			Cost Per Square Foot	Cost Per Month	
-	16,069	-	\$	-	\$
-	24,327	-	\$	-	\$
-	3,352	-	\$	-	\$
-	280	-	\$	-	\$
-	14,733	-	\$	-	\$
-	3,180	-	\$	-	\$
-	946	-	\$	-	\$
-	1,100	-	\$	-	\$
-	19,465	-	\$	-	\$
-	32,000	-	\$	-	\$
-	15,003	-	\$	-	\$
-	320	-	\$	-	\$
-	13,359	-	\$	-	\$
-	2,581	-	\$	-	\$
-	5,780	-	\$	-	\$
-	22,231	-	\$	-	\$
-	80	-	\$	-	\$
-	13,704	-	\$	-	\$
-	84	-	\$	-	\$
-	40,455	-	\$	-	\$
-	1,040	-	\$	-	\$
-	9,076	-	\$	-	\$
-	777	-	\$	-	\$
-	12,975	-	\$	-	\$
-	14,466	-	\$	-	\$
-	6,027	-	\$	-	\$
-	668	-	\$	-	\$
-	10,216	-	\$	-	\$
-	9,705	-	\$	-	\$
-	2,799	-	\$	-	\$
-	19,273	-	\$	-	\$
-	21,862	-	\$	-	\$
-	1,554	-	\$	-	\$
-	17,450	-	\$	-	\$
-	7,749	-	\$	-	\$
-	8,287	-	\$	-	\$
-	13,628	-	\$	-	\$
-	13,135	-	\$	-	\$
-	2,250	-	\$	-	\$
-	19,207	-	\$	-	\$
-	12,598	-	\$	-	\$
-	9,339	-	\$	-	\$
-	777	-	\$	-	\$
-	5,270	-	\$	-	\$
-	5,360	-	\$	-	\$
-	26,755	-	\$	-	\$
-	21,784	-	\$	-	\$
-	30,284	-	\$	-	\$
-	7,406	-	\$	-	\$
-	777	-	\$	-	\$
-	4,200	-	\$	-	\$
-	12,046	-	\$	-	\$
-	448	-	\$	-	\$
-	7,264	-	\$	-	\$
-	90	-	\$	-	\$
-	5,566	-	\$	-	\$
-	5,550	-	\$	-	\$
-	2,633	-	\$	-	\$
-	90	-	\$	-	\$
-	62	-	\$	-	\$
-	8,554	-	\$	-	\$
-	13,106	-	\$	-	\$
-	52,550	-	\$	-	\$
-	448	-	\$	-	\$
-	777	-	\$	-	\$
-	22,143	-	\$	-	\$
-	30,164	-	\$	-	\$
-	34,856	-	\$	-	\$
-	19,789	-	\$	-	\$
-	192	-	\$	-	\$
-	12,106	-	\$	-	\$
-	80	-	\$	-	\$

Texas Parks and Wildlife Department (802)
SCHEDULE OF SPACE OCCUPIED (Continued)
For the fiscal year ended August 31, 2018

Location	Address	Lessor	Lease No.
Hemphill	P O Box 251	Carl Bealls' Auto Sales/ C&C Storage	434197
Inez	2149 Garcitas Creek Rd	Mark James dba Inez Storage	510263
Jacksonville	300 E Tena St	Steve Berry dba Berry's Tin Shop	443427
Jacksonville	6018 Graemont Blvd	BZ Equities LLC	436024
Jefferson	4702 N Hwy 59	James Manning dba Roger's Enterprises	439576
Lake Averhoff	2901 N HWY 83	B K Guyler	457350
Lake Cypress Springs	PO Box 559	Franklin County Water District	430444
Lake Sam Rayburn Dam	PO Box 553	Doris Bullock dba Circle E Boat Storage	438488
Lake Travis	16406 Stewart Rd	Sail & Ski Inc	500962
Lakehills	581 Harbour Way	Gloria Dorrough dba Harbour RV Resort	439818
Laredo/Lake Casa Blanca SP	1110 Washington St Ste 201	Webb County	410598
Livingston	4351 Hwy 190 West	CH Marine Inc. dby Toy Storage	433589
Lopeno	PO Box 1513	F & M Ramirez LTD	455247
Lufkin	7617 East State Hwy 103	Allen Loggins Jr	455530
Lufkin	265 McCormick Dr	Jarman Trucking LLC	508290
Matagorda	P O Box 585	Richard Budd/Hwy 60 Boat Storage	477763
Mathis	207 Stephens Loop	John Gilmouth J & R Sleepy Hollow Camp	492967
McAllen	5901 N 10th	SecurCareMove It dba N10th St SelfStorage	459161
Midland	500 S Midland Dr.	Norma Ortiz dba Aztec Storage Center	461743
Mount Pleasant	P O Box 650	Titus Co Freshwater Supply Dist. #1	422167
Nacogdoches	P O Box 633000	Sandra W Vanover	440379
New Braunfels	7990 Old Bastrop Rd	D&R Self Storage Inc	511625
Palacios	PO Box 551	Matagorda County Navigation Dist. 1	416982
Palacios	312 1/2 E Koontz	Palacios Dry Storage and Boat Storage	457772
Palestine	PO Box 2245	Lone Star Secure Storage-Burch Inv Prop	447420
Port Aransas	P O Box 872	Fairway Stalls (Richard Mark Grosse)	433683
Port Arthur	520 Pleasure Pier Blvd	Pleasure Island Commission	448060
Port Arthur	8989 HIGHWAY 69	Galdenzi dba Scotty American Mini Storage	467706
Port Lavaca	1728 W Main St	Howlett's Inc.	491178
Port Mansfield	818 Mansfield Dr Unit 222	Dorothy Ralston dba Boat Haven	485756
Powderly	68 County Road 35725	Donald Farmer	220034
Quitman	418 Village Drive	Goodwill Children's Mission	450789
Riviera	663 South 1546 FM	Steve Unterbrink	437982
Rockwall	1760 IH 30	Linda Lahood dba Rockwall Mini Storage	491974
Salado	9806 Union Grove Park Road	Union Grove/Sundown Boat & RV Storage	442734
Sam Rayburn	11533 Hwy 124	William Roder dba All Seasons Storage	510148
San Angelo	6222 US Hwy 67 S	Arthur Baker Enterprises	448102
San Angelo	PO Box 61937	Bryan Barrows dba Red Bluff Storage	432292
San Antonio	14156 East Loop 1604 South	Ralph Jos Lighthouse Boat & RV Storage	441052
San Augustine	2701 Stillwater Dr	Oziel Comache 103 Boat Storage	493949
Sargent	12825 FM 457	Kyle Hodgins dba Bayside Boat Barns	488274
Seabrook	1900 Shipyard Drive	Seabrook Marina	455967
Seabrook	1900 Shipyard Drive	Seabrook Marina	435114
Seguin	12100 FM 725	Ed Woehler Storage	441031
Silverton	RR 1 Box	MacKenzie Municipal Water Authority	431019
Somerville	5931 Hillside Ln	David Hughes dba Allsports Boat & RV	451542
Temple	4804 Lakesire Circle	Elmer Arldt	440685
Texas City	4028 Texas Avenue	James Terry dba Twin Cities Storage	457392
Trinity	9126 Brahms Lane	Mickey Culpepper Boat Storage	448510
Tyler	17724 Southpoint	Bryan Bateman Properties LLC	479384
Uvalde	1984 FM 1052	Janice Robertson	468041
Victoria	469 Schell Rd	Lorinda Beal dba American Boat and RV	472122
Willis	PO Box 2059	Lochness Storage	435187
Wills Point/ Lake Tawakoni	11526 FM 751	Burton Marine Service Inc.	461825
Wylie	8318 E Parker Rd	AD Land Mgm Davis Boat & RV Storage	494373
Wylie	8318 E Parker Rd	Crossroads Davis Storage LTD	507023
Zapata	3rd and Lincoln St	F & M Ramirez LTD	455068
Bend	Toledo Bend Water Fowl Area	Sabine River Authority	120600
Crockett	1991 SE Loop 304	Jane W. Harkins	426131
Floresville	RR4 250A	Rudolph (Rudy) Edward Schiefelbein IV	451751
Fort Stockton	P O Box 1989	Longfellow Ranch Partners	422935
Hebbronville	5805 North Lamar Blvd	Mary C. Holbein	460076
Henderson	PO Box 1721	Glenn W Holladay Jr	219483
Monohans	PO Box 1469	Marsha Allen Lee Williams Trust	439278
Rockport	Rockport Harbor	Aransas County Navigation	430664
Sierra Blanca	P O Box 187	Joe Tammen J&S Enterprises	410984
Weslaco	7555 E Windlawn Way	Ballard Family Trust (E. B. Ballard, Jr.)	409750
Weslaco	7555 E Windlawn Way	Ballard Family Trust (Gene B. Meadow)	409747
Abilene	281 N Willis	Boykin Investments	1128
Abilene	5325 N. 3rd	Scott Family Enterprises, LLC	436103
Alpine	109 S Cockrell	Johnson Feed & Western Wear	114283
Amarillo	203 W 8th St	TNT Properties Inc.	1131

Texas Parks and Wildlife Department (802)
SCHEDULE OF SPACE OCCUPIED (Continued)
 For the fiscal year ended August 31, 2018

Type	Usable Square Feet	FTEs	Rental Per Month		2018 Actual Annual Cost
			Cost Per Square Foot	Cost Per Month	
Boat Storage	1,080	* \$	0.21	\$ 225.00	\$ 2,700.00
Boat Storage	420	* \$	1.29	\$ 540.00	\$ 1,620.00
Boat Storage	2,520	* \$	0.18	\$ 450.00	\$ 5,400.00
Boat Storage	2,500	* \$	0.26	\$ 650.00	\$ 7,800.00
Boat Storage	1,500	* \$	0.10	\$ 150.00	\$ 1,800.00
Boat Storage	875	* \$	0.13	\$ 110.00	\$ 1,320.00
Boat Storage	240	* \$	0.42	\$ 100.00	\$ 1,200.00
Boat Storage	1,080	* \$	0.28	\$ 300.00	\$ 3,600.00
Boat Storage	336	* \$	1.13	\$ 380.00	\$ 4,560.00
Boat Storage	1,800	* \$	0.28	\$ 500.00	\$ 6,000.00
Boat Storage	1,250	* \$	0.08	\$ 100.00	\$ 1,200.00
Boat Storage	1,200	* \$	0.29	\$ 350.00	\$ 4,200.00
Boat Storage	1,050	* \$	0.64	\$ 672.56	\$ 8,070.82
Boat Storage	1,440	* \$	0.21	\$ 300.00	\$ 2,100.00
Boat Storage	2,500	* \$	0.12	\$ 300.00	\$ 1,500.00
Boat Storage	2,400	* \$	0.12	\$ 280.00	\$ 3,360.00
Boat Storage	2,600	* \$	0.29	\$ 750.00	\$ 8,400.00
Boat Storage	1,000	* \$	0.30	\$ 300.00	\$ 600.00
Boat Storage	198	* \$	0.56	\$ 110.00	\$ 660.00
Boat Storage	1,600	* \$	0.14	\$ 225.00	\$ 2,700.00
Boat Storage	1,200	* \$	0.27	\$ 325.00	\$ 3,900.00
Boat Storage	750	* \$	0.60	\$ 450.00	\$ 900.00
Boat Storage	5,040	* \$	0.11	\$ 550.00	\$ 6,600.00
Boat Storage	360	* \$	0.21	\$ 75.00	\$ 1,800.00
Boat Storage	1,800	* \$	0.19	\$ 345.00	\$ 4,140.00
Boat Storage	768	* \$	0.31	\$ 240.00	\$ 1,200.00
Boat Storage	1,000	* \$	0.18	\$ 175.00	\$ 2,100.00
Boat Storage	2,520	* \$	0.21	\$ 540.00	\$ 6,480.00
Boat Storage	3,600	* \$	0.28	\$ 1,000.00	\$ 12,000.00
Boat Storage	4,380	* \$	0.25	\$ 1,110.00	\$ 13,320.00
Boat Storage	250	* \$	0.26	\$ 65.00	\$ 780.00
Boat Storage	660	* \$	0.23	\$ 150.00	\$ 1,800.00
Boat Storage	3,200	* \$	0.44	\$ 1,400.00	\$ 16,800.00
Boat Storage	575	* \$	0.30	\$ 172.00	\$ 2,064.00
Boat Storage	720	* \$	0.38	\$ 270.00	\$ 3,240.00
Boat Storage	360	* \$	0.32	\$ 115.00	\$ 1,035.00
Boat Storage	300	* \$	0.27	\$ 80.00	\$ 1,010.00
Boat Storage	960	* \$	0.26	\$ 250.00	\$ 3,000.00
Boat Storage	3,240	* \$	0.19	\$ 604.00	\$ 7,248.00
Boat Storage	1,080	* \$	0.16	\$ 170.00	\$ 2,040.00
Boat Storage	480	* \$	0.18	\$ 85.00	\$ 1,020.00
Boat Storage	3,360	* \$	0.28	\$ 957.32	\$ 11,487.84
Boat Storage	960	* \$	0.59	\$ 569.50	\$ 6,834.00
Boat Storage	1,170	* \$	0.26	\$ 300.00	\$ 3,600.00
Boat Storage	450	* \$	0.12	\$ 55.00	\$ 660.00
Boat Storage	720	* \$	0.11	\$ 80.00	\$ 960.00
Boat Storage	840	* \$	0.19	\$ 160.00	\$ 1,920.00
Boat Storage	5,160	* \$	0.32	\$ 1,650.00	\$ 19,800.00
Boat Storage	1,512	* \$	0.28	\$ 420.00	\$ 6,090.00
Boat Storage	1,000	* \$	0.35	\$ 350.00	\$ 4,200.00
Boat Storage	1,080	* \$	0.88	\$ 950.00	\$ 11,400.00
Boat Storage	456	* \$	0.16	\$ 75.00	\$ 900.00
Boat Storage	1,080	* \$	0.23	\$ 248.00	\$ 2,976.00
Boat Storage	2,350	* \$	0.21	\$ 500.00	\$ 7,200.00
Boat Storage	*	*	*	\$ 624.99	\$ 3,124.95
Boat Storage	1,080	\$	0.58	\$ 624.99	\$ 4,374.93
Boat Storage	6,250	* \$	0.27	\$ 1,675.00	\$ 20,100.00
Land	*	*	*	Annual Pymt	\$ 1.00
Land	*	*	*	Annual Pymt	\$ 1,650.00
Land	*	*	*	Bi-Annual Pymt	\$ 6,000.00
Land	*	*	*	Annual Pymt	\$ 1,874.32
Land	*	*	*	Annual Pymt	\$ 1,200.00
Land	*	*	*	Annual Pymt	\$ 275.00
Land	*	*	*	Annual Pymt	\$ 800.00
Land	*	*	*	Annual Pymt	\$ 3,153.55
Land	*	*	*	Annual Pymt	\$ 1,800.00
Land	*	*	*	Annual Pymt	\$ 1,500.00
Land	*	*	*	Annual Pymt	\$ 1,500.00
Office Space	1,141	5 \$	0.64	\$ 727.58	\$ 8,730.96
Office Space	5,160	5 \$	0.42	\$ 2,150.00	\$ 25,800.00
Office Space	6,050	12 \$	0.33	\$ 2,000.00	\$ 22,969.80
Office Space	4,000	5 \$	0.51	\$ 2,038.42	\$ 24,294.18

Texas Parks and Wildlife Department (802)
SCHEDULE OF SPACE OCCUPIED (Continued)

For the fiscal year ended August 31, 2018

Location	Address	Lessor	Lease No.
Austin	1340 Airport Commerce Drive	Kansas City Life Insurance Company	463717
Bastrop	1035 Canyon View	WM Scott Mica	506701
Bastrop	1035 Canyon View	Aimed Investments	183254
Bay City	2200 7th St Ste 305	Matagorda County	506267
Beaumont	5655 Eastex Freeway	Synergy RPC LLC	435168
Brownsville	5460 Paredes Line Rd Ste. 201	2MJ Properties LTD	105784
Brownwood	301 Main St	Texas State Technical College	217197
Brownwood	114 Center Ave	Brownwood Enterprises LLC	197321
Buffalo	2706 W Commerce	Buffalo Partners, LTD	215569
Canyon	400 Hwy 60	Paul Blake Enterprises	43019
Canyon	17724 Southpoint	West Texas A & M University - Canyon	483738
College Station	12815 FM2154	Southwood West A General Partnership	196756
Corpus Christi	5541 Bear Lane	5541 Bear Lane LC	1021
Garland	614 St James Allee	Jonathan Jeremiah Enterprises	488076
Haltom City	5400 Airport Freeway	JaGee Properties Inc.	127587
Houston	10101 Southwest Freeway Ste.206	Sterling HSO Plaza	156775
Houston	350 N Sam Houston	340 North Belt Boxer Property Mgmt Co	185835
La Grange	111 E Travis St	Fayette Savings Association	80363
La Marque	14037 Delaney Road	La Marque Outlet Development	116315
La Porte	117 East A Street	Harris County Treasurer	429969
Laredo	5119 Bob Bullock Loop	Webb County	404282
Lufkin	4100 S Meadford Dr. Ste. 204B	Old Texas Plaza, LLC	487758
Lufkin	1805 E Lufkin Ave	Tri Lufkin	1041
Marshall	3802 E End Blvd South	Pete McCarty	1043
Mathis	9892 FM 3377	Mathis Manufacturing Inc.	1048
Menard	104 E. San Saba	Whitson Communications	426343
Midland	4500 W Illinois	One Double Barrel LLC	479921
Mt. Pleasant	212 S Johnson	Strube Properties LLC	479734
Palacios	2200 Harrison	Kana Rental Properties	185493
Port Arthur	601 Channel View	City of Port Arthur	497644
Rusk	580 W. 6th Street	Tosh Retirement Partnership LP	178441
San Antonio	2391 NE Loop 410, Ste. 409	RLA Marymont LLC Peloton Mgmt SA	459250
Temple	3615 S General Bruce Dr.	RMSJ Investments LTD	161603
Tyler	2122 Old Henderson Hwy	Helon Clayton and Stephanie Clayton	1851
Tyler	3330 S Southwest Loop 323	Commerce Square Corporation	137805
Victoria	2805 N Navarro	County of Victoria	90114
Waco	8684 LaVillage Ave	Hoppenstein Properties Inc.	1123
Wichita Falls	4822 Kemp Boulevard, Ste. 130	WF Retails Investments	420421
Wichita Falls	409 Chester Ave.	Vernal L. Huffines	1125
Wimberley	950 FM 2325 Ste. A	Wallace Lawrence Management	478349
Alice	PO Box 7247	GTP III LLC American Tower Corporation	491137
Andrews	P O Box 1823	Ben E Brewer	464521
Beaumont	P O Box 409250	Pinnacle Towers Inc./Crown Castle	480461
Big Lake	P O Box 100	Reagan County	476688
Burnet	506 Hayter St	Burnet County	429865
Carrizo Springs	103 N 5th St	Dimmit County	414535
Cedar Hill	PO Box 15445	Clark-Parkerville LP	451717
Clarendon	P O Box 948	Greenbelt Electric Coop	451344
Comanche	PO Box 290	TX Com Brownwood/Comanche County	431169
Cumby	P O Box 8294	Crossroads Communication	449367
El Dorado	1000 Louisiana Ste. 4300	Targa Midstream Services LP	203577
Electra	PO Box 2247	D&D Telecommunications Properties	449011
Fluvanna	5811 34th St	JP Jenkins Southplains Communications	469799
Fritch	P O Box 9	Canadian River Municipal Water	74109
Goliad	P O Box 7247	American Tower Corporation	456490
Goodlet	P O Box 1337	Central Communications/Chilton Enterprises	454940
Gregory	800 E Sonterra Blvd	Houston Pipe Line Company LP	440792
Hunt	PO Box 974361	Enterprise Texas Pipeline LLC	448447
Livingston	770 Baxter Road	Sam Houston Electric	411817
Los Fresnos	P O Box 1808	Mobile Relays Partners	500459
New Braunfels	PO Box 409250	Pinnacle Towers Inc./Crown Castle	459535
Paris	4801 Lamar Avenue	Airwaves Communications Inc.	454675
Pearsall	1199 N Fairfax St Ste 700	Insite Towers Development 2 LLC	505306
Purley	P O Box 990	East Texas Broadcasting Inc.	449382
Riviera	420 East County Rd. 2335	Riviera Cellular & Telecommunication	456252
Rock Springs	P O Box 193	Edwards County	176980
Sonora	PO Box 1212	Sutton County	440776
Spearman	396 W Green Rd	Exxon Company USA	400277
Stamford	Wildlife Habitat & Silviculture	Big Country Electric Coop	429256
Sweetwater	100 E 3rd St	Nolan County	54519

Texas Parks and Wildlife Department (802)
SCHEDULE OF SPACE OCCUPIED (Continued)
 For the fiscal year ended August 31, 2018

Type	Usable Square Feet	FTEs	Rental Per Month		2018 Actual Annual Cost
			Cost Per Square Foot	Cost Per Month	
Office Space	40,304	23	\$ 1.40	\$ 56,500.00	\$ 637,426.14
Office Space	135	1	\$ 3.15	\$ 425.00	\$ 2,975.00
Office Space	*	*	*	*	\$ 2,125.00
Office Space	480	3	*	Annual Pymt	\$ 8,000.00
Office Space	2,625	6	\$ 1.34	\$ 3,515.72	\$ 42,220.00
Office Space	1,380	17	\$ 1.68	\$ 2,321.58	\$ 27,858.96
Office Space	2,265	5	\$ 0.63	\$ 1,415.63	\$ 16,987.56
Office Space	724	2	\$ 1.20	\$ 868.80	\$ 10,425.60
Office Space	441	2	\$ 1.15	\$ 506.52	\$ 6,078.24
Office Space	4,080	4	\$ 0.35	\$ 1,413.19	\$ 16,936.96
Office Space	1,041	4	\$ 0.61	\$ 635.01	\$ 7,620.12
Office Space	2,090	7	\$ 1.20	\$ 2,508.00	\$ 30,096.00
Office Space	4,859	18	\$ 0.69	\$ 3,330.16	\$ 39,238.44
Office Space	3,839	12	\$ 1.19	\$ 4,556.42	\$ 54,677.04
Office Space	6,710	12	\$ 0.83	\$ 5,600.00	\$ 67,200.00
Office Space	1,808	10	\$ 1.56	\$ 2,825.00	\$ 33,824.66
Office Space	2,970	9	\$ 1.04	\$ 3,095.31	\$ 37,143.72
Office Space	381	4	\$ 2.48	\$ 945.46	\$ 11,345.52
Office Space	1,892	14	\$ 4.82	\$ 9,116.92	\$ 77,661.93
Office Space	709	5	\$ 0.14	\$ 100.00	\$ 1,200.00
Office Space	3,281	7	\$ 0.81	\$ 2,657.61	\$ 31,891.32
Office Space	1,980	7	\$ 1.22	\$ 2,413.35	\$ 28,872.00
Office Space	12,555	2	\$ 0.04	\$ 500.00	\$ 6,000.00
Office Space	2,610	3	\$ 0.46	\$ 1,200.00	\$ 14,400.00
Office Space	4,350	4	\$ 0.24	\$ 1,061.34	\$ 12,736.08
Office Space	154	1	\$ 1.96	\$ 302.55	\$ 3,630.60
Office Space	1,326	2	\$ 0.90	\$ 1,198.93	\$ 14,387.16
Office Space	3,920	5	\$ 0.52	\$ 2,044.00	\$ 24,528.00
Office Space	4,300	8	\$ 0.29	\$ 1,244.00	\$ 14,928.00
Office Space	2,330	8	\$ 0.39	\$ 900.00	\$ 10,800.00
Office Space	4,552	2	\$ 0.35	\$ 1,607.28	\$ 18,937.36
Office Space	4,105	12	\$ 1.28	\$ 5,242.35	\$ 62,908.20
Office Space	8,726	13	\$ 0.46	\$ 4,028.00	\$ 48,336.00
Office Space	2,430	3	\$ 0.14	\$ 344.35	\$ 4,132.20
Office Space	1,675	7	\$ 0.67	\$ 1,116.66	\$ 13,399.92
Office Space	2,500	11	\$ 1.21	\$ 3,025.00	\$ 36,300.00
Office Space	3,000	4	\$ 0.34	\$ 1,034.56	\$ 12,414.72
Office Space	2,179	6	\$ 1.05	\$ 2,287.95	\$ 27,455.40
Office Space	3,972	4	\$ 0.33	\$ 1,300.00	\$ 14,867.20
Office Space	235	1	\$ 0.69	\$ 163.03	\$ 3,052.12
Radio Tower	20	*	\$ 30.93	\$ 618.67	\$ 7,281.30
Radio Tower	6	*	\$ 33.33	\$ 200.00	\$ 2,400.00
Radio Tower	6	*	\$ 95.24	\$ 571.42	\$ 7,062.72
Radio Tower	6	*	\$ 12.50	\$ 75.00	\$ 900.00
Radio Tower	*	*	*	Annual Pymt	\$ 200.00
Radio Tower	16	*	\$ 7.00	\$ 112.00	\$ 1,344.00
Radio Tower	16	*	\$ 37.50	\$ 600.00	\$ 7,200.00
Radio Tower	*	*	*	\$ 125.00	\$ 1,500.00
Radio Tower	6	*	\$ 19.17	\$ 230.00	\$ 1,380.00
Radio Tower	3	*	\$ 66.67	\$ 200.00	\$ 2,400.00
Radio Tower	6	*	\$ 4.17	\$ 25.00	\$ 300.00
Radio Tower	9	*	\$ 36.17	\$ 325.50	\$ 3,906.00
Radio Tower	6	*	\$ 41.67	\$ 250.00	\$ 3,000.00
Radio Tower	*	*	*	Annual Pymt	\$ 120.00
Radio Tower	4	*	\$ 297.65	\$ 1,190.60	\$ 14,287.20
Radio Tower	8	*	\$ 22.25	\$ 178.00	\$ 2,136.00
Radio Tower	*	*	*	\$ 314.85	\$ 1,889.10
Radio Tower	10	*	\$ 15.95	\$ 159.50	\$ 1,914.00
Radio Tower	100	*	\$ 1.00	\$ 100.00	\$ 1,200.00
Radio Tower	20	*	\$ 26.12	\$ 522.37	\$ 6,268.44
Radio Tower	*	*	*	\$ 594.19	\$ 7,061.08
Radio Tower	10	*	\$ 37.80	\$ 378.00	\$ 4,536.00
Radio Tower	6	*	\$ 94.42	\$ 566.50	\$ 6,798.00
Radio Tower	20	*	\$ 9.25	\$ 185.00	\$ 2,220.00
Radio Tower	4	*	\$ 87.60	\$ 350.41	\$ 4,204.92
Radio Tower	6	*	\$ 8.33	\$ 50.00	\$ 600.00
Radio Tower	16	*	\$ 4.69	\$ 75.00	\$ 900.00
Radio Tower	*	*	*	Annual Pymt	\$ 50.00
Radio Tower	6	*	\$ 8.33	\$ 50.00	\$ 200.00
Radio Tower	*	*	*	\$ 35.00	\$ 420.00

Texas Parks and Wildlife Department (802)
SCHEDULE OF SPACE OCCUPIED (Continued)
 For the fiscal year ended August 31, 2018

Location	Address	Lessor	Lease No.
Tarpley	5289 Kyle Ranch Rd	Johnny Becker LLC	457335
Amarillo	10800 W IH 40	Gary Land dba Westgate Self Storage	500080
Brownwood	303 Water St	Edwin Watson dba AAA Storage	435372
Canyon	PO Box 653	Dennie Shaw dba Rockin R Self Storage	480249
College Station	1555 Arrington Rd	SMSC dba Arrington Rd Self Storage	500694
Corpus Christi	8041 S. Padre Island Dr	Kocian Enterprises dba Access Storage	472451
Mount Pleasant	275 CR 3207	WW Investment/Storage of Mt Pleasant	509319
Oakwood/Buffalo	10226 Hwy 79 East	A & W Mini Storage/Ann Hibbard	460816
Pleasanton	PO Box 1128	BP3 dba Affordable Storage Estelle West	461002
San Angelo	PO Box 3860	R.E.H Properties	478995
San Marcos	PO Box 945	Tom Thumb Storage	467929
Tyler	13198 State HW 110 S	Ronald Pannell dba Econo Self Storage	503508
Van Horn	300 Cedar Street	Susan Britton Van Horn Public Storage	430704

Note: Texas Parks and Wildlife is striving to comply with Texas Government Code, Title 10, Subtitle D, Chapter 2165, Subchapter A, Section 2165.104, relating to achieving an overall space use efficiency of 135 square feet per employee per office location.

The following items are excluded from usable space: boat storage, radio towers, warehouse space, laboratory space, storage space greater than 1,000 square feet, and client waiting areas. Most park facilities have fewer than 1,000 square feet.

Texas Parks and Wildlife Department (802)
SCHEDULE OF SPACE OCCUPIED (Concluded)
 For the fiscal year ended August 31, 2018

Type	Usable Square Feet	FTEs	Rental Per Month		2018 Actual Annual Cost
			Cost Per Square Foot	Cost Per Month	
Radio Tower	6	*	\$ 33.33	\$ 200.00	\$ 2,400.00
Storage Space	1,440	*	\$ 0.46	\$ 668.92	\$ 8,027.04
Storage Space	200	*	\$ 0.23	\$ 45.00	\$ 540.00
Storage Space	500	*	*	Annual Pymt	\$ 2,310.00
Storage Space	100	*	\$ 0.75	\$ 75.00	\$ 900.00
Storage Space	200	*	\$ 0.60	\$ 120.00	\$ 720.00
Storage Space	400	*	\$ 0.26	\$ 105.00	\$ 420.00
Storage Space	100	*	\$ 0.40	\$ 40.00	\$ 480.00
Storage Space	50	*	\$ 1.00	\$ 50.00	\$ 700.00
Storage Space	200	*	\$ 0.25	\$ 50.00	\$ 400.00
Storage Space	200	*	\$ 1.08	\$ 216.00	\$ 2,592.00
Storage Space	200	\$	\$ 0.70	\$ 140.00	\$ 493.23
Storage Space	200	*	*	Annual Pymt	\$ 840.00
LEASED TOTALS	339,005	295	\$ 1,109.24	\$ 196,610.29	\$ 2,244,663.07
LEASED AND STATE	2,578,264	295	\$ 1,109.24	\$ 196,610.29	\$ 2,244,663.07

Texas Parks and Wildlife Department (802)
Schedule of Professional/Consulting Fees and Legal Service Fees
 For the fiscal year ended August 31, 2018

NAME	TYPE OF SERVICES RENDERED	AMOUNT
PROFESSIONAL/CONSULTING FEES		
22ND CENTURY TECHNOLOGIES INC	INFORMATION TECHNOLOGY SERVICES	\$ 123,447.50
5D DRILLING & PUMP SERVICE INC	OTHER PROFESSIONAL SERVICES	61,874.56
A & A ELECTRIC CO OF BEAUMONT INC	OTHER PROFESSIONAL SERVICES	1,611.00
ACADIAN AMBULANCE SERVICE INC	OTHER PROFESSIONAL SERVICES	173.64
ACO REMODELING & CONSTRUCTION INC	OTHER PROFESSIONAL SERVICES	263,675.20
ACORN NATURALISTS	EDUCATIONAL/TRAINING SERVICES	396.00
ADKINS VETERINARY SERVICE	VETERINARY SERVICES	901.50
ADVENT SYSTEMS INC	OTHER PROFESSIONAL SERVICES	4,000.00
AGUIRRE CORPORATION	OTHER PROFESSIONAL SERVICES	2,030.67
ALAMO AREA COUNCIL OF GOVERNMENTS	EDUCATIONAL/TRAINING SERVICES	52.45
ALARM SECURITY & CONTRACTING INC	OTHER PROFESSIONAL SERVICES	190.00
ALBRIGHT SNIDOW LLC	EDUCATIONAL/TRAINING SERVICES	4,148.24
ALFRED J GODINES	OTHER PROFESSIONAL SERVICES	750.00
ALFRED T DENHAM	OTHER PROFESSIONAL SERVICES	600.00
ALTAS PALMAS ANIMAL CLINIC INC	VETERINARY SERVICES	537.00
ALTON W MORRIS JR	OTHER PROFESSIONAL SERVICES	20.00
ALVARADO VETERINARY CLINIC	VETERINARY SERVICES	617.71
AMBONARE INC	INFORMATION TECHNOLOGY SERVICES	106,236.88
AMERICAN RED CROSS-HEALTH & SAFETY SERVICES	EDUCATIONAL/TRAINING SERVICES	1,713.00
ANCHOR COMPUTER INC	DATA PROCESSING SERVICES	443.35
ANGELINA COUNTY JUNIOR COLLEGE DISTRICT	EDUCATIONAL/TRAINING SERVICES	25.00
ANSI-ASQ NATIONAL ACCREDITATION BOARD LLC	EDUCATIONAL/TRAINING SERVICES	1,595.00
APOGEE CFS LLC	OTHER PROFESSIONAL SERVICES	11,449.00
ARCHITECTURAL ENGINEERS COLLABORATIVE LLC	ARCHITECTURAL/ENGINEERING SERVICES	1,130.00
ARROWHEAD WELL SERVICE & CONSTRUCTION LLC	OTHER PROFESSIONAL SERVICES	8,117.20
AT&T TELECONFERENCE SERVICES	COMPUTER SERVICES	6.70
ATKINS NORTH AMERICA INC	ARCHITECTURAL/ENGINEERING SERVICES	4,676.57
ATKINSON FAMILY CORP	OTHER PROFESSIONAL SERVICES	1,355.00
AUSTIN COMMUNITY COLLEGE	EDUCATIONAL/TRAINING SERVICES	50.00
AZCARATE & ASSOCIATES CONSULTING ENGINEE	ARCHITECTURAL/ENGINEERING SERVICES	3,888.21
BAY AREA MOVERS INC	OTHER PROFESSIONAL SERVICES	4,389.00
BEARD VETERINARY CLINIC P C	VETERINARY SERVICES	1,730.62
BENNETT BENNER PARTNERS INC	ARCHITECTURAL/ENGINEERING SERVICES	543,847.39
BENNETT BENNER PARTNERS INC	OTHER PROFESSIONAL SERVICES	12,402.15
BERRY COMPANIES INC	EDUCATIONAL/TRAINING SERVICES	600.00
BIOMATTERS	OTHER PROFESSIONAL SERVICES	525.00
BIOSOLIDS MANAGEMENT INC	OTHER PROFESSIONAL SERVICES	456.75
BLAISE A KORZEKWA	MEDICAL SERVICES	25.00
BOLTON REAL ESTATE CONSULTANTS LTD	OTHER WITNESS FEES	22,300.00
BOONVILLE ANIMAL HOSPITAL PC	VETERINARY SERVICES	348.80
BRAD W PIERCE	EDUCATIONAL/TRAINING SERVICES	50.00
BRAESWOOD OCCUPATIONAL MEDICAL CLINIC	MEDICAL SERVICES	13,120.00
BRANDON R ROSE	MEDICAL SERVICES	100.00
BREACH POINT CONSULTING INC	EDUCATIONAL/TRAINING SERVICES	2,974.00
BROWN & GAY ENGINEERS INC	ARCHITECTURAL/ENGINEERING SERVICES	179,335.90
BROWN REYNOLDS WATFORD ARCHITECTS	ARCHITECTURAL/ENGINEERING SERVICES	119,440.20
BRYAN C REED	MEDICAL SERVICES	150.00
CANTON VETERINARY CLINIC INC	VETERINARY SERVICES	80.00
CAPITAL AREA COUNCIL OF GOVERNMENTS	EDUCATIONAL/TRAINING SERVICES	396.00
CAPITAL AREA OCCUPATIONAL MEDICINE PLLC	MEDICAL SERVICES	10,217.90
CARTER DESIGN ASSOCIATES INC	ARCHITECTURAL/ENGINEERING SERVICES	3,845.52
CENTRAL FLYWAY COUNCIL INC	OTHER PROFESSIONAL SERVICES	58,534.00
CHRISTOPHER R DIETER	EDUCATIONAL/TRAINING SERVICES	2,158.00
CITY OF BAYTOWN	EDUCATIONAL/TRAINING SERVICES	10,323.00
CITY OF WICHITA FALLS	EDUCATIONAL/TRAINING SERVICES	150.00
CLEVERBRIDGE AG	OTHER PROFESSIONAL SERVICES	700.00
CLINTON L GAYLER	MEDICAL SERVICES	120.00
COBB FENDLEY & ASSOCIATES	OTHER PROFESSIONAL SERVICES	87,443.36
COBY BELL	EDUCATIONAL/TRAINING SERVICES	1,856.26
COOPER CONSULTING COMPANY	INFORMATION TECHNOLOGY SERVICES	16,435.85
CORE OCCUPATIONAL MEDICINE	MEDICAL SERVICES	15.00
CP&Y INC	ARCHITECTURAL/ENGINEERING SERVICES	426,771.87
CP&Y INC	OTHER PROFESSIONAL SERVICES	249,950.76
CROCKETT VETERINARY HOSPITAL INC	VETERINARY SERVICES	905.72
CTN EDUCATIONAL SERVICES INC	EDUCATIONAL/TRAINING SERVICES	250.00
CURLY'S PLUMBING & BIG BLADE SEWER SERVICE INC	OTHER PROFESSIONAL SERVICES	325.00
DALLAS CALIBRATION SERVICES LLC	OTHER PROFESSIONAL SERVICES	320.00
DANNY WOODS DBA TIDY TOILETS	OTHER PROFESSIONAL SERVICES	701.46
DARLA CLOUD	EDUCATIONAL/TRAINING SERVICES	299.00
DARRELL A JORDAN	EDUCATIONAL/TRAINING SERVICES	50.00
DATA BANK IMX LLC	DATA PROCESSING SERVICES	40,955.00
DAVID A NICKELL	MEDICAL SERVICES	275.00
DAVID GLEN ROBINS	OTHER PROFESSIONAL SERVICES	63.63
DAVID R RIOS JR	MEDICAL SERVICES	25.00
DCP ASSETS HOLDING LP	OTHER PROFESSIONAL SERVICES	3,600.00

Texas Parks and Wildlife Department (802)
Schedule of Professional/Consulting Fees and Legal Service Fees (Continued)
For the fiscal year ended August 31, 2018

NAME	TYPE OF SERVICES RENDERED	AMOUNT
PROFESSIONAL/CONSULTING FEES		
DEAN D MARQUARDT	MEDICAL SERVICES	25.00
DEARING VETERINARY CLINIC INC	VETERINARY SERVICES	268.00
DEFENSIVE DRIVING COM	EDUCATIONAL/TRAINING SERVICES	155.00
DEL MAR COLLEGE DISTRICT	EDUCATIONAL/TRAINING SERVICES	48.50
DEL RIO VETERINARY DIAGNOSTIC HOSPITAL PLLC	VETERINARY SERVICES	2,003.11
DEVILS RIVER CONSERVANCY	EDUCATIONAL/TRAINING SERVICES	4,749.68
DIGITELLIGENT INC	EDUCATIONAL/TRAINING SERVICES	99.00
DMA CONSULTING INCORPORATED	OTHER PROFESSIONAL SERVICES	1,000.00
E A ROBERTS ENTERPRISES INC	OTHER PROFESSIONAL SERVICES	75.00
E-CONSULTING INC	INFORMATION TECHNOLOGY SERVICES	15,141.85
EFFICIENT AIR CONDITIONING INC	OTHER PROFESSIONAL SERVICES	150.00
EKHP CONSULTING LLC	INFORMATION TECHNOLOGY SERVICES	33,400.00
ENERGY ENGINEERING	ARCHITECTURAL/ENGINEERING SERVICES	51,082.89
ENPROTEC INC/HIBBS AND TODD INC	ARCHITECTURAL/ENGINEERING SERVICES	17,587.10
ENVIRONMENTAL OPTIONS INC	EDUCATIONAL/TRAINING SERVICES	650.00
ENVIRONMENTAL SYSTEMS RESEARCH INSTITUTE INC	DATA PROCESSING SERVICES	13,500.50
ETJ ENTERPRISES LLC	MEDICAL SERVICES	55.00
FARBER INC	VETERINARY SERVICES	206.14
FBI- LEEDA	EDUCATIONAL/TRAINING SERVICES	650.00
FIRE AND SAFETY INC	OTHER PROFESSIONAL SERVICES	329.25
FLASHBACK DATA LLC	DATA PROCESSING SERVICES	1,595.00
FONDREN FORENSICS INC	EDUCATIONAL/TRAINING SERVICES	400.00
FORD POWELL & CARSON ARCH & PLAN INC	ARCHITECTURAL/ENGINEERING SERVICES	1,224.52
FORREST C HUNTER	OTHER WITNESS FEES	266.53
GEOSPATIAL EXPERTS	OTHER PROFESSIONAL SERVICES	1,206.00
GEOSPATIAL TRAINING SERVICES LLC	EDUCATIONAL/TRAINING SERVICES	399.00
GILLESPIE VETERINARY CENTER	VETERINARY SERVICES	992.70
GLOCK PROFESSIONAL INC	EDUCATIONAL/TRAINING SERVICES	250.00
HALFF ASSOCAITES INC	ARCHITECTURAL/ENGINEERING SERVICES	138,037.16
HALFF ASSOCAITES INC	CONSULTANT SERVICES/OTHER	4,966.00
HALFF ASSOCAITES INC	OTHER PROFESSIONAL SERVICES	21,617.01
HASKELL COUNTY HOSPITAL DISTRICT	MEDICAL SERVICES	25.00
HEATH BRIDGES	OTHER PROFESSIONAL SERVICES	14,400.00
HENDERSON COUNTY VETERINARY HOSPITAL INC	VETERINARY SERVICES	119.00
HERZHOLZ FORESTRY LLC	OTHER PROFESSIONAL SERVICES	4,998.88
HINES POOL AND SPA INC	EDUCATIONAL/TRAINING SERVICES	325.00
HOME DEPOT U S A INC	CONSULTANT SERVICES/OTHER	23.21
HOME DEPOT U S A INC	OTHER PROFESSIONAL SERVICES	13.60
HUIIT - ZOLLARS INC	ARCHITECTURAL/ENGINEERING SERVICES	342,581.53
HYDRO RESOURCES - MID CONTINENT INC	OTHER PROFESSIONAL SERVICES	4,945.00
INDIANA UNIVERSITY RESEARCH PARK	EDUCATIONAL/TRAINING SERVICES	2,690.40
INFOJINI INC	INFORMATION TECHNOLOGY SERVICES	145,557.50
INFORMAL SCIENCE EDUCATION ASSOCIATION OF TEXAS	EDUCATIONAL/TRAINING SERVICES	250.00
INNOSOUL INC	INFORMATION TECHNOLOGY SERVICES	15,410.00
INNOVATION EVENT MANAGEMENT LP	EDUCATIONAL/TRAINING SERVICES	65.00
ITZAYANA FONG	TEMPORARY EMPLOYMENT AGENCIES	(1,610.28)
JAIME BEAMAN AIA INC	ARCHITECTURAL/ENGINEERING SERVICES	11,938.60
JAKE WORDEN	OTHER PROFESSIONAL SERVICES	4,500.00
JAMES HESTER	ARCHITECTURAL/ENGINEERING SERVICES	1,250.00
JB1 MARINE SURVEYS LLC	OTHER PROFESSIONAL SERVICES	1,000.00
JEREMY SCROGGINS	EDUCATIONAL/TRAINING SERVICES	41.51
JERRY F UNDERBRINK DVM PC	VETERINARY SERVICES	122.05
JIM BOB DOOLEY MAI	OTHER PROFESSIONAL SERVICES	5,050.00
JIMMIE L CAUGHRON	EDUCATIONAL/TRAINING SERVICES	3,219.25
JOHN S C HERRON	EDUCATIONAL/TRAINING SERVICES	2,500.00
JOHN WILEY & SONS INC	EDUCATIONAL/TRAINING SERVICES	1,950.00
JUSTIN M GOLDEN	MEDICAL SERVICES	65.00
KASPAR RANCH HAND EQUIPMENT LLC	OTHER PROFESSIONAL SERVICES	970.00
KIDFISH FOUNDATION INC	EDUCATIONAL/TRAINING SERVICES	4,000.00
KILGORE COLLEGE	EDUCATIONAL/TRAINING SERVICES	200.00
KLEINFELDER CENTRAL INC	ARCHITECTURAL/ENGINEERING SERVICES	31,553.45
KRAV MAGA LLC	EDUCATIONAL/TRAINING SERVICES	150.00
KSA ENGINEERS	ARCHITECTURAL/ENGINEERING SERVICES	76,154.95
KSA ENGINEERS	OTHER PROFESSIONAL SERVICES	76,410.97
LARRY E FRANKE	EDUCATIONAL/TRAINING SERVICES	120.00
LIFELINE TRAINING	EDUCATIONAL/TRAINING SERVICES	507.00
LISA PUHALA	TEMPORARY EMPLOYMENT AGENCIES	(514.50)
LLANO RIVER WATERSHED ALLIANCE	EDUCATIONAL/TRAINING SERVICES	4,500.00
LOCKWOOD ANDREWS & NEWNAM INC	ARCHITECTURAL/ENGINEERING SERVICES	62,755.36
LONE PEAK VETERINARY HOSPITAL	VETERINARY SERVICES	(122.28)
MADISON STRINGER	EDUCATIONAL/TRAINING SERVICES	505.83
MANAGEMENT CONCEPTS INCORPORATED	EDUCATIONAL/TRAINING SERVICES	3,276.00
MARGARET LEARY DVM PC	VETERINARY SERVICES	1,094.89
MARIMON BUSINESS SYSTEMS INC	OTHER PROFESSIONAL SERVICES	235.00

Texas Parks and Wildlife Department (802)
Schedule of Professional/Consulting Fees and Legal Service Fees (Continued)
 For the fiscal year ended August 31, 2018

NAME	TYPE OF SERVICES RENDERED	AMOUNT
PROFESSIONAL/CONSULTING FEES		
MARTINEZ AIR CONDITIONING & HEATING INC	OTHER PROFESSIONAL SERVICES	1,213.10
MASON COUNTY	MEDICAL SERVICES	150.00
MASSTON LLC	OTHER PROFESSIONAL SERVICES	400.00
MEDIC FIRST AID INTERNATIONAL	EDUCATIONAL/TRAINING SERVICES	993.50
MICHAEL W DAVIS SR	OTHER PROFESSIONAL SERVICES	7.00
MILLER PRO AUDIO	OTHER PROFESSIONAL SERVICES	6,305.00
MORGAN D HARBISON	MEDICAL SERVICES	56.50
MORPHOTRUST USA INC	MEDICAL SERVICES	20.42
MURRAY K GRIMSHAW	EDUCATIONAL/TRAINING SERVICES	220.00
NATIONAL ASSOCIATION FOR INTERPRETATION	EDUCATIONAL/TRAINING SERVICES	765.00
NATIONAL RECREATION AND PARK ASSOCIATION INC	EDUCATIONAL/TRAINING SERVICES	135.00
NEOS CONSULTING GROUP LLC	INFORMATION TECHNOLOGY SERVICES	68,751.05
NEUBUS INC	DATA PROCESSING SERVICES	23,617.82
NEW DAY PRODUCTIONS LLC	OTHER PROFESSIONAL SERVICES	3,995.00
NF CONSULTING SERVICES	INFORMATION TECHNOLOGY SERVICES	26,240.00
NIELSEN NORMAN GROUP	EDUCATIONAL/TRAINING SERVICES	99.00
NVA AMARILLO VETERINARY MANAGEMENT INC	VETERINARY SERVICES	156.45
OFFICER SURVIVAL SOLUTIONS	EDUCATIONAL/TRAINING SERVICES	25.00
OPERATIONAL SUPPORT SERVICES INC	EDUCATIONAL/TRAINING SERVICES	(97.50)
OPERATIONAL SUPPORT SERVICES INC	OTHER PROFESSIONAL SERVICES	200.00
PARKS AND WILDLIFE FOUNDATION OF TEXAS INC	EDUCATIONAL/TRAINING SERVICES	180.00
PAT CHASE	VETERINARY SERVICES	347.01
PAW INDUSTRIES LLC	OTHER PROFESSIONAL SERVICES	746.32
PDG ARCHITECTS	ARCHITECTURAL/ENGINEERING SERVICES	101,811.14
PEDERNALES VETERINARY CENTER LLC	VETERINARY SERVICES	645.97
PERFORMANCE TRUCK & AUTO CENTER LLC	OTHER PROFESSIONAL SERVICES	376.00
POOL PRO LLC	EDUCATIONAL/TRAINING SERVICES	(235.00)
POT O GOLD RENTAS LLC	OTHER PROFESSIONAL SERVICES	180.00
PROFESSIONAL SERVICE INDUSTRIES INC	ARCHITECTURAL/ENGINEERING SERVICES	40,954.36
PRYOR LEARNING SOLUTIONS INC	EDUCATIONAL/TRAINING SERVICES	1,340.00
PSI SERVICES LLC	EDUCATIONAL/TRAINING SERVICES	750.00
PUMPTEX INC	OTHER PROFESSIONAL SERVICES	221.00
QUAGGA D LLC	EDUCATIONAL/TRAINING SERVICES	2,500.00
QUATERNARY RESOURCE INVESTIGATIONS LLC	ARCHITECTURAL/ENGINEERING SERVICES	4,437.98
QUATERNARY RESOURCE INVESTIGATIONS LLC	OTHER PROFESSIONAL SERVICES	28,767.75
QUIMBY MCCOY PRESERVATION ARCHITECTURE LLP	ARCHITECTURAL/ENGINEERING SERVICES	99,365.85
RALPH TIMS	EDUCATIONAL/TRAINING SERVICES	300.00
RECREATIONAL EQUIPMENT INC	EDUCATIONAL/TRAINING SERVICES	705.00
RED RIVER AUTHORITY OF TEXAS	OTHER PROFESSIONAL SERVICES	754.00
REGENTS OF UNIV OF CALIFORNIA-DAVIS	MEDICAL SERVICES	400.00
RELIASOURCE INC	OTHER PROFESSIONAL SERVICES	2,127.24
RICHARD AARON CAVITT	OTHER PROFESSIONAL SERVICES	975.00
ROBERT T HOLT	OTHER PROFESSIONAL SERVICES	290.00
SCHAUMBURG & POLK INC	ARCHITECTURAL/ENGINEERING SERVICES	143,476.20
SCHAUMBURG & POLK INC	OTHER PROFESSIONAL SERVICES	44,345.17
SCHNEIDER ELECTRIC BUILDINGS AMERICAS INC	ARCHITECTURAL/ENGINEERING SERVICES	8,842.11
SCOTTY GALBREATH	OTHER PROFESSIONAL SERVICES	750.75
SDANIELS INC	OTHER PROFESSIONAL SERVICES	2,090.00
SEA SIDE TRUCKING LLC	OTHER PROFESSIONAL SERVICES	350.00
SHARON M PORTER	MEDICAL SERVICES	831.02
SKILLPATH INC	EDUCATIONAL/TRAINING SERVICES	598.89
SKINNY CAT SOFTWARE LLC	DATA PROCESSING SERVICES	102,190.00
SOUTH CENTRAL SAS USERS GROUP	EDUCATIONAL/TRAINING SERVICES	340.00
SOUTHEASTERN ASSOCIATION OF FISH AND WILDLIFE	CONSULTANT SERVICES/OTHER	5,000.00
SOUTHEASTERN ASSOCIATION OF FISH AND WILDLIFE	EDUCATIONAL/TRAINING SERVICES	12,100.00
SOUTHWEST RIVER EXPEDITIONS INC	EDUCATIONAL/TRAINING SERVICES	395.00
SPUR VETERINARY HOSPITAL	VETERINARY SERVICES	2,408.50
STANLEY D SMOOTE PHD	MEDICAL SERVICES	14,325.00
STEEP HOLLOW PET LODGE	VETERINARY SERVICES	700.00
STEINMAN LUEVANO STRUCTURES LLP	ARCHITECTURAL/ENGINEERING SERVICES	7,243.49
STEPHAN A NELLE	EDUCATIONAL/TRAINING SERVICES	500.00
STEPHEN A YELENOSKY	OTHER PROFESSIONAL SERVICES	850.00
STREAM WETLAND SERVICES LLC	OTHER WITNESS FEES	9,775.00
SUNCOAST LEARNING SYSTEMS INC	EDUCATIONAL/TRAINING SERVICES	1,190.00
SURVEYING AND MAPPING LLC	ARCHITECTURAL/ENGINEERING SERVICES	11,514.25
SURVEYING AND MAPPING LLC	OTHER PROFESSIONAL SERVICES	449,968.94
SWA GROUP INC	ARCHITECTURAL/ENGINEERING SERVICES	(57,616.35)
TEKSYSTEMS INC	INFORMATION TECHNOLOGY SERVICES	19,267.50
TERRACON CONSULTANTS	ARCHITECTURAL/ENGINEERING SERVICES	65,475.66
TERRACON CONSULTANTS	OTHER PROFESSIONAL SERVICES	0.54
TEXAS A&M ENGINEERING EXTENSION SERVICE	EDUCATIONAL/TRAINING SERVICES	220.00
TEXAS AGRILIFE RESEARCH	VETERINARY SERVICES	790.00
TEXAS COMPTROLLER OF PUBLIC ACCOUNTS	OTHER PROFESSIONAL SERVICES	12,880.40
TEXAS COOPERATIVE EXTENSION	EDUCATIONAL/TRAINING SERVICES	1,350.00

Texas Parks and Wildlife Department (802)
Schedule of Aircraft Operation
 For the fiscal year ended August 31, 2018

AIRCRAFT COSTS

Year	1984	2009	2014	
Model	CESSNA U206G	CESSNA T206H	AIRBUS AS350B3	
Serial Number	U20606822	T20608939	7823	
FAA Registration Number	6610R	52854	350PW	TOTALS
Direct Operating Costs				
Fuels and Lubricants	-	25,489.12	38,412.40	63,901.52
Maintenance and Repair	-	78,323.22	75,192.69	153,515.91
Fixed Costs				
Insurance Premiums	1,388.00	1,397.00	38,071.00	40,856.00
Rental of Space	4,200.00	4,200.00	4,800.00	13,200.00
Miscellaneous Operating	-	-	-	-
Total Costs	5,588.00	109,409.34	156,476.09	271,473.43

MISCELLANEOUS COSTS

Aircraft Rental or Lease	<u>799,911.50</u>
Salaries and Fringe Benefits	<u>467,092.40</u>
Subscriptions/Periodicals/Information Services	<u>22,111.60</u>
Registration Fees - Employee Training	<u>13,485.00</u>
Other Overhead Costs	<u>-</u>

UNMANNED AIRCRAFT COSTS

Year/Division	CF	WL	UNKNOWN
Model	3D ROBOTICS SOLO	DJI PHANTOM 3 PROFESSION	ATLAS 1 QUADCOPTER
Serial Number	S111A5501851	P76DCG20017176	AA13100
FAA Registration Number	270TX	731KT	763PT
Total Costs	-	-	-

Year/Division	WL	CF	CF
Model	DJI PHANTOM 2	DJI PHANTOM 3 ADVANCED	TYPHOON Q500 4K
Serial Number	BE132153166888	CH052327326497	YU15230378B04B01
FAA Registration Number	769QT	778PT	780CX
Total Costs	-	-	258.23

UNAUDITED

Texas Parks and Wildlife Department (802)
Schedule of Aircraft Operation (Continued)
 For the fiscal year ended August 31, 2018

AIRCRAFT TRAVEL LOG									
Day	Aircraft	Registration Number	From	To	To	Hours	Purpose of Flight	Pilot	Passengers
9/26/2017	Cessna 206	N52854	Austin	Jasper	Austin	3.2	LE Training	Clint Gayler	IP, B. Reed
9/27/2017	Cessna 206	N52854	Austin	Jasper	Austin	6.7	Lake Vegetation Survey	Dwayne Havis	T. Docker, D. Ashe
9/29/2017	Cessna 206	N52854	Austin		Dalhart	3.2	LE Ferry PH Antelope Season	Dwayne Havis	
9/30/2017	Cessna 206	N52854	Dalhart	Dalhart	Dalhart	6.3	LE Patrol PH Antelope Season	Dwayne Havis	M. Marshall
10/1/2017	Cessna 206	N52854	Dalhart	Dalhart	Austin	7.6	LE Patrol, PH Antelope Season	Dwayne Havis	M. Marshall
10/2/2017	Cessna 206	N52854	Austin	Dalhart	Austin	6.7	LE Investigation Team to Dalhart	Dwayne Havis	R. Murden, S. King
10/9/2017	Cessna 206	N52854	Austin	Edinburg	Austin	3.7	LE Ferry Flight	Brandon Rose	C. Stakes
10/25/2017	Cessna 206	N52854	Austin	Smithville	Austin	2.9	LE Patrol	Clint Gayler	R. McMillian, J. Davenport
11/2/2017	Cessna 206	N52854	Austin	Wichita Falls	Austin	5.8	LE Patrol	Brandon Rose	R. Key, T. Reed
11/17/2017	Cessna 206	N52854	Austin		Levelland	2.9	LE Patrol Mule Deer Season	Dwayne Havis	
11/18/2017	Cessna 206	N52854	Levelland	Levelland	Levelland	7.5	LE Patrol Mule Deer Season	Dwayne Havis	J. Sims
11/19/2017	Cessna 206	N52854	Levelland	Levelland	Austin	6.2	LE Patrol Mule Deer Season	Dwayne Havis	J. Sims
11/25/2017	Cessna 206	N52854	Austin	Cameron	Austin	5.5	LE Night Patrol	Brandon Rose	S. Jurk
11/29/2017	Cessna 206	N52854	Austin	Fredericksburg	Austin	1.8	LE Training	Clint Gayler	B. Rose, IP
12/4/2017	Cessna 206	N52854	Austin	Llano	Austin	1.9	LE Training	Clint Gayler	IP, D. Havis
12/15/2017	Cessna 206	N52854	Austin		Austin	0.7	Test Flight	Dwayne Havis	T. Taylor
12/20/2017	Cessna 206	N52854	Austin	Beaumont	Austin	6.1	Coastal Goose Survey	Clint Gayler	IP, D. Havis, S. Mc Dowell, C. Shipes
1/2/2018	Cessna 206	N52854	Austin	Bay City	Palacious	5.2	Mid-Winter Fowl Survey	Brandon Rose	D. Butler
1/3/2018	Cessna 206	N52854	Palacious	Pleasanton	Bay City	6.4	Mid-Winter Fowl Survey	Brandon Rose	D. Butler, L. Alford
1/4/2018	Cessna 206	N52854	Bay City	Corpus Christi	Bay City	6.3	Mid-Winter Fowl Survey	Brandon Rose	S. Mc Dowell, C. Shipes
1/5/2018	Cessna 206	N52854	Bay City	Victoria	Austin	5.5	Mid-Winter Fowl Survey	Brandon Rose	S. Mc Dowell, C. Shipes
1/8/2018	Cessna 206	N52854	Austin	Beaumont	Austin	7.9	Mid-Winter Fowl Survey	Dwayne Havis	S. Mc Dowell, C. Shipes
1/9/2018	Cessna 206	N52854	Austin	Bay City	Laredo	7.4	Mid-Winter Fowl Survey	Dwayne Havis	D. Butler, L. Alford
1/10/2018	Cessna 206	N52854	Laredo	Bay City	Austin	8.0	Mid-Winter Fowl Survey	Dwayne Havis	D. Butler, L. Alford
1/23/2018	Cessna 206	N52854	Austin	Kerrville	Austin	5.4	LE Patrol	Clint Gayler	C. Wardlaw
1/24/2018	Cessna 206	N52854	Austin	Uvalde	Austin	5.6	LE Night Patrol	Dwayne Havis	R. Kellner
2/11/2018	Cessna 206	N52854	Austin	Alpine	Austin	5.2	LE Flight Crew Swap, Border Operation	Dwayne Havis	
2/19/2018	Cessna 206	N52854	Austin	Alpine	Austin	5.0	LE Flight Crew Swap, Border Operation	Brandon Rose	
3/1/2018	Cessna 206	N52854	Austin	Arlington	Austin	2.8	XAD Conservation Meeting	Dwayne Havis	C. Smith, M. Bivinis
3/8/2018	Cessna 206	N52854	Austin	Dallas	Austin	3.3	XAD Conservation Meeting	Clint Gayler	C. Smith
3/15/2018	Cessna 206	N52854	Austin		Austin	1.0	LE Training	Clint Gayler	IP, D. Havis
4/9/2018	Cessna 206	N52854	Austin	Beaumont	Victoria	4.9	Spring Mottled Duck Survey	Clint Gayler	S. Mc Dowell, C. Shipes
4/10/2018	Cessna 206	N52854	Victoria	Sinton	Corpus Christi	8.1	Spring Mottled Duck Survey	Clint Gayler	S. Mc Dowell, C. Shipes
4/11/2018	Cessna 206	N52854	Corpus Christi	Beaumont	Austin	6.6	Spring Mottled Duck Survey	Clint Gayler	S. Mc Dowell, C. Shipes
4/23/2018	Cessna 206	N52854	Austin		Austin	1.3	Test Flight	Bryan Reed	E. Blanton
5/10/2018	Cessna 206	N52854	Austin	Wharton	Austin	2.7	XAD Hurst Memorial	Brandon Rose	C. Smith, G. Jones
5/18/2018	Cessna 206	N52854	Austin	Athens	Austin	2.6	Game Warden Memorial	Clint Gayler	C. Bonds, C. Smith
5/30/2018	Cessna 206	N52854	Austin	Fredericksburg	Austin	2.2	LE Training	Dwayne Havis	IP, B. Rose
6/4/2018	Cessna 206	N52854	Austin	Dalhart	Dalhart	6.4	Pronghorn Antelope Survey	Dwayne Havis	S. Gray, J. Hoskins
6/5/2018	Cessna 206	N52854	Dalhart	Dalhart	Dalhart	4.7	Pronghorn Antelope Survey	Dwayne Havis	S. Gray, J. Hoskins
6/6/2018	Cessna 206	N52854	Dalhart	Dalhart	Dalhart	5.7	Pronghorn Antelope Survey	Dwayne Havis	J. Hoskins, S. Pearson
6/7/2018	Cessna 206	N52854	Dalhart	Dalhart	Dalhart	5.7	Pronghorn Antelope Survey	Dwayne Havis	J. Hoskins, S. Pearson
6/8/2018	Cessna 206	N52854	Dalhart	Dalhart	Dalhart	6.5	Pronghorn Antelope Survey	Dwayne Havis	J. Hoskins, S. Pearson

Texas Parks and Wildlife Department (802)
Schedule of Aircraft Operation (Continued)
 For the fiscal year ended August 31, 2018

AIRCRAFT TRAVEL LOG									
Day	Aircraft	Registration Number	From	To	To	Hours	Purpose of Flight	Pilot	Passengers
6/9/2018	Cessna 206	N52854	Dalhart		Austin	3.8	Pronghorn Antelope Survey	Dwayne Havis	
6/10/2018	Cessna 206	N52854	Austin		Dalhart	3.3	Pronghorn Antelope Survey	Brandon Rose	
6/11/2018	Cessna 206	N52854	Dalhart	Dalhart	Dalhart	6.5	Pronghorn Antelope Survey	Brandon Rose	D. Wright, J. Hoskins
6/12/2018	Cessna 206	N52854	Dalhart	Dalhart	Dalhart	5.0	Pronghorn Antelope Survey	Brandon Rose	D. Wright, J. Hoskins
6/13/2018	Cessna 206	N52854	Dalhart	Dalhart	Dalhart	7.0	Pronghorn Antelope Survey	Brandon Rose	D. Wright, J. Hoskins
6/14/2018	Cessna 206	N52854	Dalhart	Dalhart	Dalhart	6.7	Pronghorn Antelope Survey	Brandon Rose	D. Wright, J. Hoskins
6/15/2018	Cessna 206	N52854	Dalhart		Austin	3.5	Pronghorn Antelope Survey	Brandon Rose	
6/18/2018	Cessna 206	N52854	Austin	Dalhart	Dalhart	6.9	Pronghorn Antelope Survey	Clint Gayler	S. Harryman, J. Hoskins
6/19/2018	Cessna 206	N52854	Dalhart	Dalhart	Dalhart	7.3	Pronghorn Antelope Survey	Clint Gayler	S. Harryman, J. Hoskins
6/20/2018	Cessna 206	N52854	Dalhart		Austin	3.5	Pronghorn Antelope Survey	Clint Gayler	
6/28/2018	Cessna 206	N52854	Austin		Austin	0.7	MTX Test Flight	Dwayne Havis	
7/9/2018	Cessna 206	N52854	Austin	Amarillo	Amarillo	5.6	Pronghorn Antelope Survey	Brandon Rose	B. Komneckes, J. Hoskins
7/10/2018	Cessna 206	N52854	Amarillo	Amarillo	Amarillo	5.5	Pronghorn Antelope Survey	Brandon Rose	B. Komneckes, J. Hoskins
7/11/2018	Cessna 206	N52854	Amarillo		Austin	2.9	Pronghorn Antelope Survey	Brandon Rose	
7/12/2018	Cessna 206	N52854	Austin		Austin	1.9	LE Training	Bryan Reed	IP, B. Rose
8/7/2018	Cessna 206	N52854	Austin		Austin	1.6	MTX Test Flight	Brandon Rose	J. Coneaux
8/8/2018	Cessna 206	N52854	Austin	Lubbock	Austin	4.5	LE UAS Training	Brandon Rose	
8/13/2018	Cessna 206	N52854	Austin		Austin	0.5	MTX Test Flight	Dwayne Havis	J. Coneaux
8/14/2018	Cessna 206	N52854	Austin	Georgetown	Austin	0.8	Radio MTX Ferry Flight	Dwayne Havis	J. Coneaux
8/21/2018	Cessna 206	N52854	Austin	Rocksprings	Austin	3.7	LE Patrol	Clint Gayler	B. Satterfield
Summary:						Total Hours:	292.3		
Total Aircraft Hours:	2,897.4								

9/1/2017	Airbus AS350 B3e	N350PW	Houston	Jasper	Austin	8.4	Hurricane Harvey LE SAR	Brandon Rose	D. Alexander, TFO, R. Nichols
9/5/2017	Airbus AS350 B3e	N350PW	Austin	Granbury	Austin	4.7	TCEQ River Patrol	Dwayne Havis	S. Hamlin, M. Sessions
9/15/2017	Airbus AS350 B3e	N350PW	Austin	Killeen	Austin	3.5	LE Patrol	Brandon Rose	B. Dulock, B. Beruster, C. Sanchez
9/23/2017	Airbus AS350 B3e	N350PW	Austin		Austin	1.6	LE Hoist Training	Brandon Rose	D. Alexander, TFO, R. Nichols
10/23/2017	Airbus AS350 B3e	N350PW	Austin	Camp Swift	Austin	0.5	LE Training	Clint Gayler	IP, B. Reed
10/30/2017	Airbus AS350 B3e	N350PW	Austin	Tomball	Austin	4.4	TCEQ River Patrol	Brandon Rose	S. Carr, W. Jom, J. Towns
11/24/2017	Airbus AS350 B3e	N350PW	Austin	Ft. Stockton	El Paso	4.1	LE Border Operation	Bryan Reed	L. Griffin, TFO
11/25/2017	Airbus AS350 B3e	N350PW	El Paso	Van Horn	El Paso	5.1	LE Border Operation	Bryan Reed	L. Griffin, TFO, M. Legarretta, C. Rangel, J. Murphy, S. Dishong
11/26/2017	Airbus AS350 B3e	N350PW	El Paso	Van Horn	Austin	6.0	LE Border Operation	Bryan Reed	L. Griffin, TFO, G. Logan, C. Ranger, A. Cimm
11/28/2017	Airbus AS350 B3e	N350PW	Austin		Austin	0.6	LE Test Flight	Bryan Reed	Z. Havens
12/20/2017	Airbus AS350 B3e	N350PW	Austin		Austin	0.2	Test Flight	Brandon Rose	D. Martinez
1/17/2018	Airbus AS350 B3e	N350PW	Austin	Cleveland	Austin	3.7	LE Patrol	Bryan Reed	J. Amundson
2/1/2018	Airbus AS350 B3e	N350PW	Austin	Austin	Austin	1.6	LE Hoist Training	Bryan Reed	
2/5/2018	Airbus AS350 B3e	N350PW	Austin	Houston	Austin	4.3	TCEQ River Patrol	Dwayne Havis	S. Carr, N. Morris, J. Surani
2/9/2018	Airbus AS350 B3e	N350PW	Austin	Sonora	Alpine	2.9	LE Border Operations	Clint Gayler	
2/10/2018	Airbus AS350 B3e	N350PW	Alpine	Alpine	Alpine	4.6	LE Border Operations	Clint Gayler	C. Swifford
2/11/2018	Airbus AS350 B3e	N350PW	Alpine	Alpine	Alpine	3.8	LE Border Operations	Clint Gayler	C. Hunt, M. Inman, C. Newman
2/19/2018	Airbus AS350 B3e	N350PW	Alpine		Austin	2.4	Return to Austin	Clint Gayler	
2/27/2018	Airbus AS350 B3e	N350PW	Austin		Austin	2.3	LE Hoist Training	Brandon Rose	
2/28/2018	Airbus AS350 B3e	N350PW	Austin	XS Ranch	Austin	4.9	LE Hoist Training	Bryan Reed	B. Satsky, TFO

UNAUDITED

Texas Parks and Wildlife Department (802)
Schedule of Aircraft Operation (Continued)
 For the fiscal year ended August 31, 2018

AIRCRAFT TRAVEL LOG									
Day	Aircraft	Registration Number	From	To	To	Hours	Purpose of Flight	Pilot	Passengers
3/1/2018	Airbus AS350 B3e	N350PW	Austin		Austin	1.2	LE Environmental Crimes Patrol	Bryan Reed	R. Snitkin, R. Carlos
3/6/2018	Airbus AS350 B3e	N350PW	Austin	Granbury	Austin	4.2	TCEQ River Patrol	Clint Gayler	M. Sessions, T. Weathermead
3/9/2018	Airbus AS350 B3e	N350PW	Austin		Georgetown	0.3	MTX Ferry	Bryan Reed	
3/19/2018	Airbus AS350 B3e	N350PW	Georgetown		Austin	0.3	Return to Austin	Brandon Rose	
3/20/2018	Airbus AS350 B3e	N350PW	Austin	XS Ranch	Austin	4.6	LE Hoist Training	Brandon Rose	
3/21/2018	Airbus AS350 B3e	N350PW	Austin	La Grange	Austin	6.8	LE Hoist Training	Bryan Reed	
3/22/2018	Airbus AS350 B3e	N350PW	Austin	Victoria	Austin	2.1	LE Training	Clint Gayler	IP, B. Reed
3/28/2018	Airbus AS350 B3e	N350PW	Austin		Austin	0.8	LE Hoist Training	Clint Gayler	C. Kahn
4/2/2018	Airbus AS350 B3e	N350PW	Austin	Houston	Rockport	3.6	LE Patrol	Clint Gayler	TFO, L. Griffin, D. Scanes, S. Carr
4/3/2018	Airbus AS350 B3e	N350PW	Rockport	Victoria	Rockport	4.9	LE Patrol	Clint Gayler	TFO, L. Griffin, B. Tucker
4/3/2018	Airbus AS350 B3e	N350PW	Rockport	Victoria	Austin	4.0	LE Patrol	Clint Gayler	TFO, L. Griffin, R. Nicholes, B. Biggs
4/5/2018	Airbus AS350 B3e	N350PW	Austin	Llano	Austin	2.4	LE Patrol	Dwayne Havis	B. Boswell, G. Williams, R. Snitkin
4/13/2018	Airbus AS350 B3e	N350PW	Austin	LZ Site	Austin	0.3	OGT Static Display	Bryan Reed	TFO, L. Griffin
4/14/2018	Airbus AS350 B3e	N350PW	Austin	Lampasas	Austin	2.1	LE Education Outreach	Dwayne Havis	
4/16/2018	Airbus AS350 B3e	N350PW	Austin	Pitchford	Austin	1.0	Youth Program	Bryan Reed	
4/19/2018	Airbus AS350 B3e	N350PW	Austin	Pitchford	Austin	1.3	Youth Program	Bryan Reed	TFO, L. Griffin
4/20/2018	Airbus AS350 B3e	N350PW	Austin		Austin	2.2	LE Training	Bryan Reed	Oth Pilot, C. Gayler, IP, N. Graneli
4/22/2018	Airbus AS350 B3e	N350PW	Austin	Camp Mabry	Austin	0.4	LE Education Outreach	Dwayne Havis	
4/23/2018	Airbus AS350 B3e	N350PW	Austin		Georgetown	0.3	MTX Ferry	Clint Gayler	
4/26/2018	Airbus AS350 B3e	N350PW	Georgetown		Austin	0.3	Return to Austin	Clint Gayler	
5/1/2018	Airbus AS350 B3e	N350PW	Austin		Austin	2.1	LE Hoist Training	Clint Gayler	B. Reed
5/2/2018	Airbus AS350 B3e	N350PW	Austin	LZ Offsite	Austin	1.3	LE Hoist Training	Dwayne Havis	B. Reed
5/8/2018	Airbus AS350 B3e	N350PW	Austin	Lampasas	Austin	7.0	LE Hoist Training	Bryan Reed	
5/9/2018	Airbus AS350 B3e	N350PW	Austin	Houston	Austin	4.5	TCEQ River Patrol	Brandon Rose	S. Carr, N. Morris, D. Scanes
5/10/2018	Airbus AS350 B3e	N350PW	Austin	Wharton	Austin	1.7	Hurst Memorial Event	Bryan Reed	D. Maxwell, K. Davis, J. Gillenwaters
5/11/2018	Airbus AS350 B3e	N350PW	Austin	Jacksonville	Austin	4.4	LE Patrol	Dwayne Havis	TFO, D. Alexander, B. Tucker, D. Kessel
5/12/2018	Airbus AS350 B3e	N350PW	Austin	OS Gonzales	Austin	1.1	LE Static Display	Brandon Rose	B. Scott
5/12/2018	Airbus AS350 B3e	N350PW	Austin	Uvalde	Austin	5.2	LE Patrol	Dwayne Havis	R. Kellner
5/31/2018	Airbus AS350 B3e	N350PW	Austin		Austin	0.3	MTX Power Check	Dwayne Havis	
6/4/2018	Airbus AS350 B3e	N350PW	Austin	Port Isabel	Austin	5.5	Border Operations	Brandon Rose	B. Satskey, J. Fruuo, W. Fairchild, A. Winney, M. Abal
6/8/2018	Airbus AS350 B3e	N350PW	Austin		Austin	0.5	LE Hoist Demo Flight	Bryan Reed	TFO, D. Alexander
6/9/2018	Airbus AS350 B3e	N350PW	Austin	Sealy	Austin	1.6	OGT Static Display	Bryan Reed	TFO, D. Alexander, G. Jones, E. Powell
6/10/2018	Airbus AS350 B3e	N350PW	Austin	Ozona	Alpine	6.9	Border Operations	Clint Gayler	TFO, L. Griffin, B. Twiddle, M. Freenick, C. Hunt
6/11/2018	Airbus AS350 B3e	N350PW	Alpine	Presidio	Alpine	6.9	Border Operations	Clint Gayler	TFO, L. Griffin, R. Hinojosa
6/12/2018	Airbus AS350 B3e	N350PW	Alpine		Alpine	1.8	Border Operations	Clint Gayler	TFO, L. Griffin
6/13/2018	Airbus AS350 B3e	N350PW	Alpine	Alpine	Austin	4.8	Border Operations	Clint Gayler	TFO, L. Griffin, S. Soultinhouse
6/15/2018	Airbus AS350 B3e	N350PW	Austin		Austin	1.7	Hoist Testing	Clint Gayler	C. Kahn
6/18/2018	Airbus AS350 B3e	N350PW	Austin	Grand Prairie	Austin	4.6	Joe Pool Lake SAR Patrol	Dwayne Havis	TFO, D. Alexander, M. Overdo
6/20/2018	Airbus AS350 B3e	N350PW	Austin	Falfurrias	Austin	3.2	SAR, S. Texas Rain Event	Bryan Reed	T. Stoikes, C. Kahn
6/25/2018	Airbus AS350 B3e	N350PW	Austin	Denton	Austin	4.5	LE Patrol	Clint Gayler	TFO, D. Alexander
6/27/2018	Airbus AS350 B3e	N350PW	Austin	Choke Canyon	Austin	2.7	LE Firearms Training	Clint Gayler	B. Reed, D. Havis, B. Rose
6/28/2018	Airbus AS350 B3e	N350PW	Austin	Austin	Austin	1.4	LE Hoist Training	Clint Gayler	C. Gates
6/29/2018	Airbus AS350 B3e	N350PW	Austin	Wharton	Austin	6.5	LE Hoist Training	Brandon Rose	Oth, Pilot C. Gayler, TFO's, L. Griffin, D. Alexander

UNAUDITED

Texas Parks and Wildlife Department (802)
Schedule of Aircraft Operation (Concluded)
 For the fiscal year ended August 31, 2018

AIRCRAFT TRAVEL LOG									
Day	Aircraft	Registration Number	From	To	To	Hours	Purpose of Flight	Pilot	Passengers
7/8/2018	Airbus AS350 B3e	N350PW	Austin	Houston	Austin	3.9	LE Patrol	Bryan Reed	TFO, L. Griffin
7/16/2018	Airbus AS350 B3e	N350PW	Austin		Austin	1.6	LE Hoist Training	Clint Gayler	IP, B. Reed, C. Khan
7/17/2018	Airbus AS350 B3e	N350PW	Austin		Austin	1.2	LE NVG Currency	Clint Gayler	IP, B. Reed
7/23/2018	Airbus AS350 B3e	N350PW	Austin		Austin	1.0	LE Patrol	Bryan Reed	TFO, D. Alexander, R. Nicholas
8/1/2018	Airbus AS350 B3e	N350PW	Austin	Beeville	Austin	3.0	LE Night Patrol	Bryan Reed	Oth, Pilot C. Gayler
8/3/2018	Airbus AS350 B3e	N350PW	Austin	LZ Offsite	Austin	3.0	LE Patrol	Clint Gayler	TFO, D. Alexander, R. Yates, T. Davis
8/7/2018	Airbus AS350 B3e	N350PW	Austin	Mesquite	Mesquite	4.0	LE Patrol	Dwayne Havis	TFO, L. Griffin
8/8/2018	Airbus AS350 B3e	N350PW	Mesquite	Mesquite	Austin	4.7	LE Patrol	Dwayne Havis	TFO, L. Griffin
8/12/2018	Airbus AS350 B3e	N350PW	Austin	Uvalde	Austin	4.1	LE Search & Rescue	Bryan Reed	TFO, D. Alexander, T. Stoikes
8/26/2018	Airbus AS350 B3e	N350PW	Austin	Victoria	Austin	5.1	LE Patrol	Clint Gayler	TFO, D. Alexander, T. Kram
Summary:					Total Hours:	224.5			
Total Aircraft Hours:	1,160.5								

Texas Parks and Wildlife Department (802)
Schedule of Itemized Purchase
 For the fiscal year ended August 31, 2018

PURCHASE DESCRIPTION	PURCHASE AMOUNT	VENDOR NAME	JUSTIFICATION FOR PROPRIETARY PURCHASE
Seagrass Billboard Rental in Galveston/Houston, TX	\$6,300.00	OUTFRONT MEDIA INC	Outfront Media uniquely meets the needs we require. Billboard rental is unique to location of the billboard. Each company has their billboards they rent in specific locations and cost based on the vehicle traffic for that particular location. The signs that we are renting are locating near navigable waters or boat ramps where seagrass is plentiful and awareness is needed and has potential to reach a larger number of boaters. The bill boards are rented during high boating season to remind everyone of the seagrass restrictions.
Seagrass Billboard in Rockport, TX	\$2,124.00	COOPER OUTDOOR ADVERTISING INC	Cooper Outdoor Advertising is uniquely meets the needs we require. Billboard rental is unique to location of the billboard. Each company has their billboards they rent in specific locations and cost based on the vehicle traffic for that particular location. The signs that we are renting are locating near navigable waters or boat ramps where seagrass is plentiful and awareness is needed and has potential to reach a larger number of boaters. The bill boards are rented during high boating season to remind everyone of the seagrass restrictions.
Seagrass Billboard Rental in Rio Grande Valley, TX	\$4,950.00	LAMAR COMPANIES	Lamar Companies uniquely meets the needs we require. Billboard rental is unique to location of the billboard. Each company has their billboards they rent in specific locations and cost based on the vehicle traffic for that particular location. The signs that we are renting are locating near navigable waters or boat ramps where seagrass is plentiful and awareness is needed and has potential to reach a larger number of boaters. The bill boards are rented during high boating season to remind everyone of the seagrass restrictions.
Billboard Rental in Mathis, TX 5/15/2018 thru 08/06/2018	\$3,200.00	COOPER OUTDOOR ADVERTISING INC	Cooper Outdoor Advertising uniquely meets the needs we require. Billboard rental is unique to location of the billboard. Each company has their billboards they rent in specific locations and cost based on the vehicle traffic for that particular location. The signs that we are renting are locating near navigable waters or boat ramps where seagrass is plentiful and awareness is needed and has potential to reach a larger number of boaters. The bill boards are rented during high boating season to remind everyone of the seagrass restrictions.
FY2018 Field service contract for automated pipettors used in genetics lab	\$4,999.00	BIO TEK INSTRUMENTS INC	Bio Tek Instruments, Inc is the sole provider of authorized, factory trained, certified services for this equipment. Bio Tek Instruments, Inc. is the only authorized source of the replacement parts that may be required for equipment maintenance and repairs.
Repair to R/V Nueces for damage inflicted by Hurricane Harvey	\$19,233.42	HOOKEING BULL BOATYARD INC	During Hurricane Harvey, the research vessel was blown off its stands in the boat yard and suffered damage. Having anyone else do the repairs would require moving the vessel to another yard, moving the vessel would add several thousand dollars to the cost of the repair also moving it in the current condition could potentially cause even more damage. The vessel is critical to operations. Awarded as emergency/best value contract to Hooking Bull for the repairs will provide value and avoid significant costs to the state.
Audio & Video Services for Commission Meeting, 5/23/2018 thru 5/24/2018	\$6,305.00	MILLER PRO AUDIO	Miller Pro Audion provided AV rental to TPWD for commission meeting that was held at Lubbock Memorial Civic Center.
Earth Atmospheric & Aquatic Science Database subscription renewal for FY19	\$14,000.00	PROQUEST LLC	Proquest LLC, provided a unique need to both Coastal and Inland Fisheries. This services allows unlimited statewide access for the biologist located across the state, linking to articles in journals to which the research libraries subscribe. Coastal and Inland Fisheries staff lacks the ability to effectively search scientific literature. Contact: Kristi Glenewinkel 512-389-4551.
5-year Preventative Maintenance Agreement for PK ozone system air compressor	\$13,615.10	ATLAS COPCO COMPRESSORS LLC	Atlas Copco Compressors, LLC holds a preventative maintenance contract for the air compressor in the Possum Kingdom Fish Hatchery ozone system. The maintenance is proprietary to one manufacturer/provided. Atlas Copco competitors are not able to purchase the correct OEM parts for the compressors. Non- OEM parts cause mechanical problems problems to the compressors.
SAFE Boat Patrol Vessels (replacement of vessels)	\$114,548.13	SAFE BOATS INTERNATIONAL	SAFE Boat International LLC, is the sole provier of the 23' SAFE boat and the only one capable of fulfilling the agreement enacted by the Texas Attorney General's Office and agreed upon by the agency.

Texas Parks and Wildlife Department (802)
Schedule of Itemized Purchase (Concluded)
 For the fiscal year ended August 31, 2018


Web-based Advertising of State Parks on TourTexas.com	\$7,911.00	AJR PUBLISHING LLC	AJR media group is the sole source of the www.TourTexas.com website and as such is the sole entity capable of creating and/or hosting pages on this web domain. State Parks maintains a single page listing on TourTexas.com, promoting the state park system as a whole. POC: Thomas Wilhelm
TCEQ Permit renewal advertisement in Hearst Newspaper (Houston Chronicle) on 6/6/2018	\$5,698.60	HEARST NEWSPAPERS LLC	To meet TCEQ advertisement requirements, ad was placed in the Houston Chronicle to meet the appropriate audience.
L-Shaped, and Regular Shaped UpLift Desks 4/11/2018 and 4/24/2018	\$13,445.00	SQUARE GROVE LLC	Square Grove LLC, is the sole source vendor of UPLIFT products, including UPLIFT desks.
Quarterly newsletter submission for Hunter Education	\$6,323.20	FOCUS GROUP INC	Focus Group Inc is the publisher, holder of all copyrights and sole source for the publication of the IHEA-USA Journal which will include the insertion of the Hunter Education Target Talk Newsletter.
FY18/19-Base satellite uplink of TPW TV show FY18-FY19 seasons	\$6,500.00	NATIONAL EDUCATIONAL TELECOM ASSOC	NETA uniquely publishes the TPWD TV series Program Offer and Operations Logs to "myPBS" which is critical to each PBS station's use of the series and is already established and in place with every PBS station across the nation. There are no other established systems for PBS distribution based on recent data.
Quarterly newsletter submission for Hunter Education	\$7,212.20	FOCUS GROUP INC	Focus Group Inc is the publisher, holder of all copyrights and sole source for the publication of the IHEA-USA Journal which will include the insertion of the Hunter Education Target Talk Newsletter.


Texas Parks and Wildlife Department (802)
HUB Strategic Plan Progress Form
 For the fiscal year ended August 31, 2018

Category	Actual for FY17 *	Actual for FY18 *	Agency Goal for FY19**
Heavy construction other than building contracts	22.34%	38.29%	11.20%
Building construction, including general contractors and operative builders contracts	14.30%	24.54%	21.10%
Special trade construction contracts	41.64%	43.29%	32.90%
Professional services contracts	40.30%	36.86%	23.70%
Other services contracts	13.81%	11.52%	11.52%
Commodities contracts	25.47%	22.76%	21.10%

* Actual - Percent spent with HUBS from HUB Report

** Goal - Strategic Plan HUB Goal

Prepared by: 
 Tammy Dunham
 Purchasing & Contracting Director
 512-389-4752

Approved: 
 Brent Leisure
 Interim Chief Operating Officer
 5125-389-8558

Texas Parks and Wildlife Department (802)
Appropriation Item Transfer Schedule*
 For the fiscal year ended August 31, 2018

ITEM OF APPROPRIATION			TRANSFERS IN	TRANSFERS OUT	NET TRANSFERS
A. Goal: Conserve Natural Resources					
Strategies:					
A.1.1	13020	WILDLIFE CONSERVATION	\$ -	\$ (3,402,505.31)	\$ (3,402,505.31)
A.1.1	25009	WILDLIFE CONSERVATION	29,000.00	-	29,000.00
A.1.1	25010	WILDLIFE CONSERVATION	737,590.00	-	737,590.00
A.1.1	25035	WILDLIFE CONSERVATION	1,000,000.00	-	1,000,000.00
A.1.1	25801	WILDLIFE CONSERVATION	-	(15,000.00)	(15,000.00)
A.1.1	55004	WILDLIFE CONSERVATION	542,923.81	-	542,923.81
A.1.1	55006	WILDLIFE CONSERVATION	171,045.18	-	171,045.18
A.1.2	13021	TECHNICAL GUIDANCE	241,298.81	-	241,298.81
A.1.3	13022	HUNTING AND WILDLIFE RECREATION	3,327.61	-	3,327.61
A.2.1	13023	INLAND FISHERIES MANAGEMENT	(274,144.18)	(3,875,080.97)	(4,149,225.15)
A.2.1	24034	INLAND FISHERIES MANAGEMENT	-	(55,600.00)	(55,600.00)
A.2.1	25010	INLAND FISHERIES MANAGEMENT	173,036.00	-	173,036.00
A.2.1	25032	INLAND FISHERIES MANAGEMENT	3,223,554.00	(30,000.00)	3,193,554.00
A.2.1	55004	INLAND FISHERIES MANAGEMENT	384,696.41	-	384,696.41
A.2.1	55006	INLAND FISHERIES MANAGEMENT	63,750.89	-	63,750.89
A.2.2	13024	INLAND HATCHERIES OPERATIONS	-	(161,497.82)	(161,497.82)
A.2.2	25009	INLAND HATCHERIES OPERATIONS	24,500.00	-	24,500.00
A.2.2	54006	INLAND HATCHERIES OPERATIONS	13,700.00	-	13,700.00
A.2.2	55004	INLAND HATCHERIES OPERATIONS	144,000.00	-	144,000.00
A.2.2	55006	INLAND HATCHERIES OPERATIONS	257,142.00	-	257,142.00
A.2.3	13025	COASTAL FISHERIES MANAGEMENT	55,600.00	(472,707.99)	(417,107.99)
A.2.3	25010	COASTAL FISHERIES MANAGEMENT	44,447.00	-	44,447.00
A.2.3	25030	COASTAL FISHERIES MANAGEMENT	74,000.00	-	74,000.00
A.2.3	25801	COASTAL FISHERIES MANAGEMENT	-	(164,612.01)	(164,612.01)
A.2.3	54006	COASTAL FISHERIES MANAGEMENT	26,200.00	-	26,200.00
A.2.3	55004	COASTAL FISHERIES MANAGEMENT	152,651.32	-	152,651.32
A.2.3	55006	COASTAL FISHERIES MANAGEMENT	115,980.80	-	115,980.80
A.2.4	13026	COASTAL HATCHERIES OPERATIONS	-	(87,000.00)	(87,000.00)
A.2.4	25009	COASTAL HATCHERIES OPERATIONS	7,000.00	-	7,000.00
A.2.4	25011	COASTAL HATCHERIES OPERATIONS	80,000.00	-	80,000.00
	Total, Goal A: Conserve Natural Resources		\$ 7,291,299.65	\$ (8,264,004.10)	\$ (972,704.45)
B. Goal: Access to State and Local Parks					
Strategies:					
B.1.1	13028	STATE PARK OPERATIONS	\$ 30,000.00	\$ (3,116,024.99)	\$ (3,086,024.99)
B.1.1	25010	STATE PARK OPERATIONS	241,065.00	-	241,065.00
B.1.1	25020	STATE PARK OPERATIONS	500,000.00	-	500,000.00
B.1.1	55004	STATE PARK OPERATIONS	1,207,961.92	-	1,207,961.92
B.1.1	55005	STATE PARK OPERATIONS	780,392.56	-	780,392.56
B.1.2	13029	PARKS MINOR REPAIR PROGRAM	(125,932.30)	(4,314,833.47)	(4,440,765.77)
B.1.2	54001	PARKS MINOR REPAIR PROGRAM	24,833.47	(500,016.90)	(475,183.43)
B.1.2	55001	PARKS MINOR REPAIR PROGRAM	4,329,000.00	(700,182.00)	3,628,818.00
B.1.3	13030	PARKS SUPPORT	-	(0.21)	(0.21)
B.2.1	13031	LOCAL PARK GRANTS	229,736.03	(17,575,404.56)	(17,345,668.53)
B.2.1	24008	LOCAL PARK GRANTS	14,448,983.59	-	14,448,983.59
B.2.1	25008	LOCAL PARK GRANTS	881,267.00	-	881,267.00
B.2.1	25036	LOCAL PARK GRANTS	4,438,702.00	-	4,438,702.00
B.2.2	13032	BOATING ACCESS AND OTHER GRANTS	184,196.64	(13,253,336.78)	(13,069,140.14)
B.2.2	24008	BOATING ACCESS AND OTHER GRANTS	3,751,450.57	-	3,751,450.57
B.2.2	25008	BOATING ACCESS AND OTHER GRANTS	6,026,117.00	-	6,026,117.00
B.2.2	25028	BOATING ACCESS AND OTHER GRANTS	329,000.00	-	329,000.00
B.2.2	25036	BOATING ACCESS AND OTHER GRANTS	561,298.00	-	561,298.00
	Total, Goal B: Access to State and Local Parks		\$ 37,838,071.48	\$ (39,459,798.91)	\$ (1,621,727.43)

Texas Parks and Wildlife Department (802)
Appropriation Item Transfer Schedule* (Concluded)
 For the fiscal year ended August 31, 2018

ITEM OF APPROPRIATION			TRANSFERS IN	TRANSFERS OUT	NET TRANSFERS
C. Goal: Increase Awareness and Compliance					
Strategies:					
C.1.1	13033	ENFORCEMENT PROGRAMS	\$ 167,833.95	\$ (10,529,451.26)	\$ (10,361,617.31)
C.1.1	24015	ENFORCEMENT PROGRAMS	-	3,828.03	3,828.03
C.1.1	54004	ENFORCEMENT PROGRAMS	31,390.00	-	31,390.00
C.1.1	55004	ENFORCEMENT PROGRAMS	9,385,241.26	-	9,385,241.26
C.1.1	55006	ENFORCEMENT PROGRAMS	192,000.00	-	192,000.00
C.1.2	13034	TEXAS GAME WARDEN TRAINING CENTER	560,000.00	(51,138.99)	508,861.01
C.1.2	25009	TEXAS GAME WARDEN TRAINING CENTER	3,000.00	-	3,000.00
C.1.2	25024	TEXAS GAME WARDEN TRAINING CENTER	21,000.00	-	21,000.00
C.1.2	55006	TEXAS GAME WARDEN TRAINING CENTER	11,000.00	-	11,000.00
C.1.3	13035	LAW ENFORCEMENT SUPPORT	-	(6,556.50)	(6,556.50)
C.2.1	13039	OUTREACH AND EDUCATION	851,608.02	(28,477.33)	823,130.69
C.2.2	13038	PROVIDE COMMUNICATION PRODUCTS	25,217.71	(126,607.75)	(101,390.04)
C.2.2	25010	PROVIDE COMMUNICATION PRODUCTS	30,250.00	-	30,250.00
C.2.2	55004	PROVIDE COMMUNICATION PRODUCTS	20,937.26	-	20,937.26
C.2.2	55007	PROVIDE COMMUNICATION PRODUCTS	15,692.50	-	15,692.50
C.3.1	13040	LICENSE ISSUANCE	-	(6,971,570.00)	(6,971,570.00)
C.3.1	25012	LICENSE ISSUANCE	6,952,700.00	-	6,952,700.00
C.3.2	13041	BOAT REGISTRATION AND TITLING	3,769.56	-	3,769.56
Total, Goal C: Increase Awareness and Compliance			\$ 18,271,640.26	\$ (17,709,973.80)	\$ 561,666.46
D. Goal: Manage Capital Programs					
Strategies:					
D.1.1	13042	IMPROVEMENTS AND MAJOR REPAIRS	\$ (72,235.96)	\$ (85,929,043.63)	\$ (86,001,279.59)
D.1.1	24013	IMPROVEMENTS AND MAJOR REPAIRS	6,057.12	-	6,057.12
D.1.1	25013	IMPROVEMENTS AND MAJOR REPAIRS	164,612.01	-	164,612.01
D.1.1	44001	IMPROVEMENTS AND MAJOR REPAIRS	920,706.83	(312,893.20)	607,813.63
D.1.1	44002	IMPROVEMENTS AND MAJOR REPAIRS	284,414.19	(4,128.26)	280,285.93
D.1.1	44003	IMPROVEMENTS AND MAJOR REPAIRS	-	(29,367.63)	(29,367.63)
D.1.1	45001	IMPROVEMENTS AND MAJOR REPAIRS	67,231,299.81	(1,758.57)	67,229,541.24
D.1.1	45002	IMPROVEMENTS AND MAJOR REPAIRS	19,301,415.19	-	19,301,415.19
D.1.1	55008	IMPROVEMENTS AND MAJOR REPAIRS	70,994.00	-	70,994.00
D.1.2	13043	LAND ACQUISITION	100,718.72	-	100,718.72
D.1.3	13044	INFRASTRUCTURE ADMINISTRATION	-	(207,149.81)	(207,149.81)
D.1.3	55004	INFRASTRUCTURE ADMINISTRATION	200,402.50	-	200,402.50
Total, Goal D: Manage Capital Programs			\$ 88,208,384.41	\$ (86,484,341.10)	\$ 1,724,043.31
E. Goal: Indirect Administration					
Strategies:					
E.1.1	13800	CENTRAL ADMINISTRATION	\$ -	\$ (453,516.16)	\$ (453,516.16)
E.1.1	54004	CENTRAL ADMINISTRATION	50,000.00	-	50,000.00
E.1.1	55010	CENTRAL ADMINISTRATION	271,120.00	-	271,120.00
E.1.2	13801	INFORMATION RESOURCES	-	(7,152,404.00)	(7,152,404.00)
E.1.2	54002	INFORMATION RESOURCES	251,718.78	(22,839.58)	228,879.20
E.1.2	54003	INFORMATION RESOURCES	212,735.97	-	212,735.97
E.1.2	55002	INFORMATION RESOURCES	1,598,605.00	-	1,598,605.00
E.1.2	55003	INFORMATION RESOURCES	477,423.79	-	477,423.79
E.1.2	55010	INFORMATION RESOURCES	380,869.00	-	380,869.00
E.1.2	55150	INFORMATION RESOURCES	4,690,319.00	-	4,690,319.00
E.1.3	13802	OTHER SUPPORT SERVICES	5,591.19	(900.88)	4,690.31
Total, Goal E: Indirect Administration			\$ 7,938,382.73	\$ (7,629,660.62)	\$ 308,722.11
NET APPROPRIATION ITEM TRANSFERS			\$ 159,547,778.53	\$ (159,547,778.53)	\$ (0.00)

* This schedule does not include Benefit Replacement Pay (BRP), Fringe Benefits, Salary Increase or Rider Reduction transfers.

Texas Parks and Wildlife Department (802)
Schedule of Vehicles Purchased (Concluded)
 For the fiscal year ended August 31, 2018

DESCRIPTION	PURCHASE PRICE	Type of Use	FUEL	FUEL
			EFFICIENCY TOWN	EFFICIENCY HIGHWAY
2018 DODGE 1500 QUAD CAB 4X2	\$23,699.00	USED FOR CONSTRUCTION	15.00	22.00
2018 FORD EXPLORER 4X4	\$27,954.00	USED FOR MAINTENANCE OF BUILDINGS, FACILITIES, OR ROADWAYS	16.00	22.00
2018 FORD EXPLORER 4X4	\$27,954.00	USED TO TRANSPORT STAFF WHILE CONDUCTING STATE BUSINESS	16.00	22.00
2018 FORD EXPLORER 4X4	\$27,954.00	USED TO TRANSPORT STAFF WHILE CONDUCTING STATE BUSINESS	16.00	22.00
2018 FORD EXPLORER 4X4	\$30,475.00	USED TO TRANSPORT STAFF WHILE CONDUCTING STATE BUSINESS	16.00	22.00
2018 FORD TAURUS SEDAN	\$20,973.00	USED TO TRANSPORT STAFF WHILE CONDUCTING STATE BUSINESS	18.00	27.00
2018 FORD TRANSIT T350 PASSENGER VAN	\$39,216.00	USED TO TRANSPORT STAFF WHILE CONDUCTING STATE BUSINESS	14.00	18.00

Texas Parks and Wildlife Department (802)
Schedule of State-Owned or Leased Vehicles Used by State Employees
For the fiscal year ended August 31, 2018

EMPLOYEE NAME	JOB TITLE	REASON
The individuals listed below are required to drive state vehicles to or from work to ensure that vital agency functions are performed.		
ALEXANDER, ANDREW S.	LIEUTENANT, GAME WARDEN	ON 24-HOUR CALL
ALVIZO, MARCO A.	CAPTAIN, GAME WARDEN	ON 24-HOUR CALL
ANDERSON, ERIC P.	STATE PARK POLICE OFFICER	ON 24-HOUR CALL
BALKCOM, ICHABOD L.	CAPTAIN, GAME WARDEN	ON 24-HOUR CALL
BANTA, LOUIS A.	STATE PARK POLICE OFFICER	ON 24-HOUR CALL
BARKER, JARRET B.	ASSISTANT COMMANDER, GAME WARDEN	ON 24-HOUR CALL
BARLOW, JOHN C.	STATE PARK POLICE OFFICER	ON 24-HOUR CALL
BARONET, BRYAN P.	LIEUTENANT, GAME WARDEN	ON 24-HOUR CALL
BARTON, JACOB R.	STATE PARK POLICE OFFICER	ON 24-HOUR CALL
BENGTSON, SHAWN R.	CAPTAIN, STATE PARK POLICE OFFICER	ON 24-HOUR CALL
BIGHAM JR, THOMAS O.	CAPTAIN, STATE PARK POLICE OFFICER	ON 24-HOUR CALL
BIRD, PHILIP N.	LIEUTENANT, GAME WARDEN	ON 24-HOUR CALL
BRISCO, PATRICK K.	INVESTIGATOR IV	ON 24-HOUR CALL
BROWN, CLINT M.	CAPTAIN, GAME WARDEN	ON 24-HOUR CALL
BROWN, JEFFREY T.	STATE PARK POLICE OFFICER	ON 24-HOUR CALL
BUSSEY, JASON K.	CAPTAIN, GAME WARDEN	ON 24-HOUR CALL
CAMPBELL, JASON A.	CAPTAIN, GAME WARDEN	ON 24-HOUR CALL
CAMPBELL, MICHAEL A.	STATE PARK POLICE OFFICER	ON 24-HOUR CALL
CANALES, LUIS	STATE PARK POLICE OFFICER	ON 24-HOUR CALL
CANAN, PATRICK A.	CAPTAIN, GAME WARDEN	ON 24-HOUR CALL
CARLETON, ERIC N.	STATE PARK POLICE OFFICER	ON 24-HOUR CALL
CARTER, JADE M.	STATE PARK POLICE OFFICER	ON 24-HOUR CALL
CARTER, JEFFERY R.	CAPTAIN, GAME WARDEN	ON 24-HOUR CALL
CASTERLINE III, LESLIE E.	LIEUTENANT, GAME WARDEN	ON 24-HOUR CALL
CHAMPLIN, BILLY G.	LIEUTENANT, GAME WARDEN	ON 24-HOUR CALL
COOK, LONNIE D.	CAPTAIN, STATE PARK POLICE OFFICER	ON 24-HOUR CALL
CORLEY, ARYN L.	CAPTAIN, GAME WARDEN	ON 24-HOUR CALL
CRIST JR, DORNELL	LIEUTENANT, GAME WARDEN	ON 24-HOUR CALL
DAIGLE, CHRISTOPHER J.	CAPTAIN, GAME WARDEN	ON 24-HOUR CALL
DAVIS, CHRIS M.	MAJOR, GAME WARDEN	ON 24-HOUR CALL
DAVIS, JASON P.	CAPTAIN, GAME WARDEN	ON 24-HOUR CALL
DAVIS, KEVIN R.	MAJOR, GAME WARDEN	ON 24-HOUR CALL
DAVIS, TRACY L.	MAJOR, GAME WARDEN	ON 24-HOUR CALL
DEARDORFF, TYLER B.	STATE PARK POLICE OFFICER	ON 24-HOUR CALL
DISHONG, STEPHEN M.	STATE PARK POLICE OFFICER	ON 24-HOUR CALL
DOLLE, ROGER L.	CAPTAIN, STATE PARK POLICE OFFICER	ON 24-HOUR CALL
DOWDY, CHRISTOPHER N.	LIEUTENANT, GAME WARDEN	ON 24-HOUR CALL
DUNKS, JAMES M.	CAPTAIN, GAME WARDEN	ON 24-HOUR CALL
DURAND, MICHAEL J.	ASSISTANT COMMANDER, GAME WARDEN	ON 24-HOUR CALL
ENCKHAUSEN, ROBERT C.	SERGEANT, STATE PARK POLICE OFFICER	ON 24-HOUR CALL
FORD, CHARLES P.	CAPTAIN, GAME WARDEN	ON 24-HOUR CALL
FORREST, TRAVIS W.	SERGEANT, STATE PARK POLICE OFFICER	ON 24-HOUR CALL
FRAZIER, KEVIN D.	LIEUTENANT, GAME WARDEN	ON 24-HOUR CALL
FUENTES, JAVIER	CAPTAIN, GAME WARDEN	ON 24-HOUR CALL
GARTMAN, CHAD N.	ASSISTANT COMMANDER, GAME WARDEN	ON 24-HOUR CALL
GAYLER, CLINTON L.	LIEUTENANT, GAME WARDEN	ON 24-HOUR CALL
GEER, JEFFREY D.	CAPTAIN, STATE PARK POLICE OFFICER	ON 24-HOUR CALL
GILLENWATERS, JEFF D.	MAJOR, GAME WARDEN	ON 24-HOUR CALL
GLASS, KEVIN L.	LIEUTENANT, GAME WARDEN	ON 24-HOUR CALL
GLEINSER, JOHN H.	MAJOR, STATE PARK POLICE OFFICER	ON 24-HOUR CALL
GRAY, JONATHAN W.	MAJOR, GAME WARDEN	ON 24-HOUR CALL
GREEN, CHRISTOPHER S.	STATE PARK POLICE OFFICER	ON 24-HOUR CALL
GUINN, BRAD W.	LIEUTENANT, GAME WARDEN	ON 24-HOUR CALL
GUINN, SHEA E.	CAPTAIN, GAME WARDEN	ON 24-HOUR CALL
HALL, RYAN L.	LIEUTENANT, GAME WARDEN	ON 24-HOUR CALL
HALLIBURTON, DEE A.	EXECUTIVE ASSISTANT III	ON 24-HOUR CALL

Texas Parks and Wildlife Department (802)
Schedule of State-Owned or Leased Vehicles Used by State Employees (Continued)
For the fiscal year ended August 31, 2018

EMPLOYEE NAME	JOB TITLE	REASON
The individuals listed below are required to drive state vehicles to or from work to ensure that vital agency functions are performed.		
HAMMONDS, MARK L.	CAPTAIN, GAME WARDEN	ON 24-HOUR CALL
HANSON JR, MICHAEL J.	CAPTAIN, GAME WARDEN	ON 24-HOUR CALL
HANSON, CHRISTOPHER L.	SERGEANT, STATE PARK POLICE OFFICER	ON 24-HOUR CALL
HARPER, CHASE M.	STATE PARK POLICE OFFICER	ON 24-HOUR CALL
HATFIELD, CODY G.	CAPTAIN, GAME WARDEN	ON 24-HOUR CALL
HAVENS, ZACHARY S.	CAPTAIN, GAME WARDEN	ON 24-HOUR CALL
HAVIS, DWAYNE H.	LIEUTENANT, GAME WARDEN	ON 24-HOUR CALL
HEATON, JONATHAN E.	CAPTAIN, GAME WARDEN	ON 24-HOUR CALL
HEINICKE, DAVID C.	STATE PARK POLICE OFFICER	ON 24-HOUR CALL
HENDERSON, SIDNEY S.	STATE PARK POLICE OFFICER	ON 24-HOUR CALL
HERMAN, BEN E.	CAPTAIN, STATE PARK POLICE OFFICER	ON 24-HOUR CALL
HERNANDEZ, CRAIG K.	CAPTAIN, GAME WARDEN	ON 24-HOUR CALL
HERVEY, SHAWN R.	CAPTAIN, GAME WARDEN	ON 24-HOUR CALL
HILL JR, MARVIN L.	ENGINEERING SPECIALIST VI	ON 24-HOUR CALL
HUEBNER, JASON T.	CAPTAIN, GAME WARDEN	ON 24-HOUR CALL
HUGGINS, DOUGLAS S.	MAJOR, STATE PARK POLICE OFFICER	ON 24-HOUR CALL
HUNT, CLINT L.	CAPTAIN, GAME WARDEN	ON 24-HOUR CALL
JAMES, ADAM C.	SERGEANT, STATE PARK POLICE OFFICER	ON 24-HOUR CALL
JENKINS, THOMAS F.	CAPTAIN, GAME WARDEN	ON 24-HOUR CALL
JONES, CHAD N.	MAJOR, GAME WARDEN	ON 24-HOUR CALL
JONES, CODY J.	ASSISTANT COMMANDER, GAME WARDEN	ON 24-HOUR CALL
JONES, GRAHAME L.	DIRECTOR VI	ON 24-HOUR CALL
JONES, JASON B.	LIEUTENANT, GAME WARDEN	ON 24-HOUR CALL
JURK, SCOTT A.	CAPTAIN, GAME WARDEN	ON 24-HOUR CALL
KEMP, JENNIFER B.	LIEUTENANT, GAME WARDEN	ON 24-HOUR CALL
KERN, CHARLES C.	STATE PARK POLICE OFFICER	ON 24-HOUR CALL
KILPATRICK, MATTHEW J.	STATE PARK POLICE OFFICER	ON 24-HOUR CALL
KLEIN, GRANT A.	STATE PARK POLICE OFFICER	ON 24-HOUR CALL
KOCUREK, NEAL A.	STATE PARK POLICE OFFICER	ON 24-HOUR CALL
KOENIG, JOSHUA J.	CAPTAIN, GAME WARDEN	ON 24-HOUR CALL
LAMMONS, JAMES D.	ENGINEERING SPECIALIST VI	ON 24-HOUR CALL
LANGLEY, ALLISON R.	PROBATIONARY STATE PARK POLICE OFFICER	ON 24-HOUR CALL
LEE, JODY C.	MAJOR, STATE PARK POLICE OFFICER	ON 24-HOUR CALL
LONGORIA JR, JOHNNY	CAPTAIN, GAME WARDEN	ON 24-HOUR CALL
LOUDERMILK, LACY L.	CAPTAIN, GAME WARDEN	ON 24-HOUR CALL
MARTIN, GRANT M.	STATE PARK POLICE OFFICER	ON 24-HOUR CALL
MASUR, MICHAEL W.	MANAGER V	ON 24-HOUR CALL
MAY, LANCE R.	LIEUTENANT, GAME WARDEN	ON 24-HOUR CALL
MAY, RICKY G.	LIEUTENANT, GAME WARDEN	ON 24-HOUR CALL
MCGEHEE, ROGER Z.	STATE PARK POLICE OFFICER	ON 24-HOUR CALL
MINTER, ERIC C.	CAPTAIN, GAME WARDEN	ON 24-HOUR CALL
MITCHELL, MICHAEL V.	ASSISTANT COMMANDER, GAME WARDEN	ON 24-HOUR CALL
MODGLING, DAVID L.	LIEUTENANT, STATE PARK POLICE OFFICER	ON 24-HOUR CALL
MOORE, KEEGAN E.	PROBATIONARY STATE PARK POLICE OFFICER	ON 24-HOUR CALL
MORSE, MICHAEL J.	CAPTAIN, GAME WARDEN	ON 24-HOUR CALL
MURPHY, JONATHAN K.	STATE PARK POLICE OFFICER	ON 24-HOUR CALL
MURRAY II, DAVID A.	MAJOR, GAME WARDEN	ON 24-HOUR CALL
MURRAY, CHRISTIAN T.	LIEUTENANT, GAME WARDEN	ON 24-HOUR CALL
NICHOLS, NED A.	LIEUTENANT, GAME WARDEN	ON 24-HOUR CALL
NIELSEN, JEFFREY W.	ENGINEERING SPECIALIST IV	ON 24-HOUR CALL
NIETO, DAVID A.	CAPTAIN, GAME WARDEN	ON 24-HOUR CALL
NORTON, ANTHONY L.	CAPTAIN, GAME WARDEN	ON 24-HOUR CALL
NYGREN, ERIK S.	CAPTAIN, GAME WARDEN	ON 24-HOUR CALL
OUSLEY, ROD L.	CAPTAIN, GAME WARDEN	ON 24-HOUR CALL
OZUNA, ANDREW M.	LIEUTENANT, GAME WARDEN	ON 24-HOUR CALL
PARK, COLLIS W.	CAPTAIN, STATE PARK POLICE OFFICER	ON 24-HOUR CALL

Texas Parks and Wildlife Department (802)
Schedule of State-Owned or Leased Vehicles Used by State Employees (Concluded)
 For the fiscal year ended August 31, 2018

EMPLOYEE NAME	JOB TITLE	REASON
The individuals listed below are required to drive state vehicles to or from work to ensure that vital agency functions are performed.		
PARKS II, RICHARD E.	STATE PARK POLICE OFFICER	ON 24-HOUR CALL
PHILLIPS, JEFFREY S.	CAPTAIN, GAME WARDEN	ON 24-HOUR CALL
POWELL, WILLIAM E.	ASSISTANT COMMANDER, GAME WARDEN	ON 24-HOUR CALL
RANFT, JAMES B.	MAJOR, GAME WARDEN	ON 24-HOUR CALL
REED, BRYAN C.	ASSISTANT COMMANDER, GAME WARDEN	ON 24-HOUR CALL
REEDER, BRANDI L.	CAPTAIN, GAME WARDEN	ON 24-HOUR CALL
RODEN, MICHAEL S.	PROBATIONARY STATE PARK POLICE OFFICER	ON 24-HOUR CALL
ROSE, BRANDON R.	LIEUTENANT, GAME WARDEN	ON 24-HOUR CALL
RUIZ, FREDERICK G.	CAPTAIN, GAME WARDEN	ON 24-HOUR CALL
SATSKY, BRENT E.	ASSISTANT COMMANDER, GAME WARDEN	ON 24-HOUR CALL
SEAMANDS, DOUGLAS K.	MAJOR, GAME WARDEN	ON 24-HOUR CALL
SHAW, DANIEL S.	DIRECTOR III	ON 24-HOUR CALL
SHIELDS, CLAYTON L.	SERGEANT, STATE PARK POLICE OFFICER	ON 24-HOUR CALL
SMITH, LESTER W.	STATE PARK POLICE OFFICER	ON 24-HOUR CALL
SMITH, SCOT D.	PROJECT MANAGER IV	ON 24-HOUR CALL
SOOTER, JUSTIN W.	PROBATIONARY STATE PARK POLICE OFFICER	ON 24-HOUR CALL
SOSA, LUIS A.	CAPTAIN, GAME WARDEN	ON 24-HOUR CALL
SPEARS III, FLOYD R.	CAPTAIN, GAME WARDEN	ON 24-HOUR CALL
STAPLETON, STEVEN R.	CAPTAIN, GAME WARDEN	ON 24-HOUR CALL
STOCKMAN, REAGAN G.	STATE PARK POLICE OFFICER	ON 24-HOUR CALL
SWOFFORD, CLIFTON J.	CAPTAIN, GAME WARDEN	ON 24-HOUR CALL
TAMEZ, MARVIN L.	CAPTAIN, GAME WARDEN	ON 24-HOUR CALL
TANUZ, EDWARD E.	MAJOR, GAME WARDEN	ON 24-HOUR CALL
TEAGUE, ALAN D.	MAJOR, GAME WARDEN	ON 24-HOUR CALL
TERRY, NORMAN E.	LIEUTENANT, GAME WARDEN	ON 24-HOUR CALL
TROTTI, ERIN C.	PROBATIONARY STATE PARK POLICE OFFICER	ON 24-HOUR CALL
TUCKER, BRENT	CAPTAIN, GAME WARDEN	ON 24-HOUR CALL
VALES, CHRISTINA L.	CAPTAIN, GAME WARDEN	ON 24-HOUR CALL
VANDERROEST, RONALD A.	MAJOR, GAME WARDEN	ON 24-HOUR CALL
VOIGT, JAKE E.	STATE PARK POLICE OFFICER	ON 24-HOUR CALL
WARLICK, ERIKA L.	STATE PARK POLICE OFFICER	ON 24-HOUR CALL
WILLIAMS, JEFFERY C.	SERGEANT, STATE PARK POLICE OFFICER	ON 24-HOUR CALL
WYNNE, MARK E.	SERGEANT, STATE PARK POLICE OFFICER	ON 24-HOUR CALL
YATES SR, RONNIE D.	LIEUTENANT, GAME WARDEN	ON 24-HOUR CALL

MASTER FILE REPORT VERIFICATION FORM

Texas Parks and Wildlife Department

Name of agency


802

Agency #

Yes, the information contained in the Master File Report dated Friday, August 31st 2018, is a complete and correct listing of all my agency's land and building records.

No, the information contained in the Master File Report dated _____, is not a complete and correct listing of my agency's land and building records. All discrepancies will be corrected no later than fifteen days from the date of the Master File Report. The Texas General Land Office will be notified of the corrections to the report.

William S Johnson
Property Manager
Texas Parks and Wildlife Department
Austin, Texas 78744



Signature

September 4, 2018 ✓
Date

The Texas General Land Office hereby
Certifies that the above stated agency is
in compliance with the real property
inventory reporting requirements as
stated in Texas Natural Resources Code,
§ NRC 31.153 - 31.156, et seq.



Shaun Seale
State Real Property Inventory Manager

9-4-18
Date



Texas Parks and Wildlife Department
4200 Smith School Road, Austin, Texas 78744

© 2018 TPWD PWD RP A0900-683 (11/18)

In accordance with Texas Depository Law, this publication is available at the
Texas State Publications Clearinghouse and/or Texas Depository Libraries.

TPWD receives funds from the USFWS. TPWD prohibits discrimination on the basis of race, color, religion, national origin, disability, age, and gender, pursuant to state and federal law. To request an accommodation or obtain information in an alternative format, please contact TPWD on a Text Telephone (TDD) at (512) 389-8915 or by Relay Texas at 7-1-1 or (800) 735-2989. If you believe you have been discriminated against by TPWD, please contact TPWD or the U.S. Fish and Wildlife Service, Office for Diversity and Workforce Management, 5275 Leesburg Pike, Falls Church, VA 22041.