

TEXAS CLIPPER REEF ECONOMIC EVALUATION PROGRAM



TEXAS CLIPPER REEF ECONOMIC EVALUATION PROGRAM

Final Report

Mostafa Malki, Ph.D.
Assistant Professor
University of Texas at Brownsville

Rafael Otero, Ph.D.
Associate Professor
University of Texas at Brownsville

Yeong Chi, Ph.D.
Assistant Professor
University of Texas at Brownsville

Vanessa Casanova, Ph.D.
Research Associate
Rutgers University

August 17, 2010

Table of Contents

1- INTRODUCTION.....	4
2- OBJECTIVES.....	8
3- METHODS.....	9
3.1 Economic Impact Analysis.....	11
3.1.1 Background.....	11
3.1.2 Input-Output Models.....	12
3.1.3 IMPLAN and Input-Output Models.....	13
3.1.4 Multipliers.....	16
3.1.5 Margins.....	19
4- RESULTS.....	20
4.1 Data Analysis.....	20
4.1.1 Trip and Participant Estimation.....	20
4.2 Economic Analysis.....	20
4.2.1 Anglers and Divers Expenditures Profile.....	22
4.2.2 Estimated Impact.....	24
5- TAX IMPACT	32
6- DISCUSSION	38
7- LITERATURE CITED.....	41
APPENDIX.....	44

1- INTRODUCTION

On November 17, 2007, Texas Parks and Wildlife Department (TPWD) deployed the Texas Clipper artificial reef off the coast of South Padre Island in an effort to enhance marine habitat and provide additional diving and fishing opportunities for the area. Artificial reefs are built for many different reasons using a number of different methods. They can be built by scuttling ships (Ships-to Reefs program), sinking oil rigs (Rigs-to-Reefs program), or by using construction debris (Near Shore/Shallow Reefs program). Artificial reefs are usually intended to provide habitat and promote marine life in flat featureless areas. They provide hard surfaces to which algae and invertebrates attach and accumulate; and in turn the abundance of attached marine life provides food and elaborate structures for other marine species. In addition to providing shelter and habitat for marine life, artificial reefs attract thousands of resident and nonresident anglers and sport divers. In the pursuit of their interests, these anglers and divers can have a significant impact on the local economy. While the economic impact is usually not the primary reason for building artificial reefs, these reefs have the potential to generate significant positive spillover that adds to the vitality of local economies. Economic impact studies of artificial reefs and tourism in general often focus on a destination and estimate the effects of total expenditures of visitors to that area (Johnson and Moore 1993; Conlon 1982; Hansen 1989; Youde 1986). However, policymakers are sometimes interested in the economic impacts that are generated by a single tourist activity (Hunter and Young 1985) or a single tourism resource (Robison 1989).

The success of the artificial reef projects in Texas can be measured, in part, by the economic impact on the local (Wolber and Ditton 2007). In the case of the Texas Clipper artificial reef, the local economy is comprised of Cameron County. To accurately estimate the economic impacts of a specific resource, only expenditures on final goods (services) that can be attributed to that resource must be considered. These expenditures affect the demand for these final goods and services and generate three types of impacts. The initial change in demand represents the direct impacts. A second impact (indirect impact) occurs when the businesses receiving the initial expenditures purchase inputs to produce final goods. A third and final impact (induced impact) occurs when households spend some of the wages they have received from the first and second round of spending. Economic impacts are usually conducted using input-output or other regional

economic models (Dean, Getz, Nelson and Siegfried 1978; Miller and Blair 1985; Pomeroy, Uysal and Lamberte 1988; Richardson 1979; Stoll, Bergstrom and Jones 1988). They often rely on reported trip expenditures to calculate these changes in demand for final goods and services (Fesenmaier, Jones, and Ozuna 1989; Loomis 1989).

In 2006, over 87 million Americans 16 years old and older, 38% of the U.S. population enjoyed some recreational activity relating to fish and wildlife. Expenditures by this group pursuant to wildlife-related recreation were \$120.1 billion. This spending equates to about 1% of gross domestic product, which means that one out of every one hundred dollars of all goods and services produced in the U.S. is associated with wildlife recreation (U.S. Fish and Wildlife Service, 2007). Artificial reefs provide a valuable aid in recreational fishing and diving. The Texas Artificial Reef Program was authorized by the Texas Artificial Reef Act of 1989 and is implemented as per the Texas Artificial Reef Plan (Ditton, et al., 2002).

Recreational fishing has been receiving much publicity as an economic development strategy for local communities (Ditton, et al., 2002). Fishing continues to be a favorite recreational activity in the United States. In 2006, 13% of the U.S. population 16 years old and older, 29.9 million anglers, spent an average of 17 days fishing. Saltwater fishing was popular with 7.7 million anglers (U.S. Fish and Wildlife Service, 2007).

Two legislative endorsements have supported the establishment of 23 artificial reefs in Texas waters (Wobler and Ditton, 2007). Their creation has complemented the popularity of saltwater fishing in Texas documented in a 2005 study by TPWD in which 61% of licensed Texas anglers fished in salt waters at least one day during the previous 12 months (Tseng, Wolber and Ditton, 2006). The same survey also found that 34% of Texas saltwater anglers reported fishing from a boat in the Gulf during the previous 12 months. This extrapolates to about 217,800 Gulf anglers state-wide. The statistic of interest is found in a 1996 survey of Texas anglers, which found 25% of licensed Texas saltwater anglers reported fishing in artificial reefs.

Two approaches commonly used in the literature reviewed to determine the economic impact of artificial reefs on local economies are to survey artificial reef users directly asking them to report their expenditures, and indirectly determining fishing and diving expenditure using secondary data before a new reef is created. A combination of these methods are used in Wobler and

Ditton's 2007 baseline report to determine the economic viability of the Texas Clipper artificial reef project. The boat captains surveyed visited the artificial reefs an average of 153 times and made a total number of 508 trips in the previous 12 months, mostly during the summer months.

In a separate study, Ditton and Anderson focused on the Texas International Fishing Tournament (TIFT) held at SPI, where they estimated the expenditures of offshore anglers. In their report, almost 60% (453) of the 762 adult participants were in the offshore division of the 1999 TIFT, and their direct expenditures added up to \$980,644 — a high end estimate. Tseng, Wobler and Ditton's 2006 report yields the low-end figure of \$154. When the high and low-end direct expenditures per angler day are multiplied to 87,424 — the total number of days spent fishing on charter/guide and party boats in the South Padre Island region (Wobler and Ditton, 2007), the estimated high-end total direct expenditure amounts to \$44,411,392 and a low-end total direct expenditure of \$13,463,296. Of significant interest is the total economic impact of the industry, which Wobler and Ditton compute using a multiplier of 1.75 to obtain the high-end figure of \$77,719,936 and a low-end sum of \$23,560,768.

The factors that may constrain the fishing and diving industry in the SPI area include: the inadequacy of current private marina/boat ramp infrastructure, high cost of travel to SPI especially from the major market areas of Dallas-Fort Worth, Houston, San Antonio, and Austin, the lack of offshore fish-attracting and concentrating underwater structures, and travel time associated with visiting offshore sites (Wobler and Ditton, 2007). SPI also does not offer as many overall recreational and tourism opportunities as competing locations in Florida and the Caribbean (Wobler and Ditton, 2007). Tseng, Wobler and Ditton also propose that the decline in number of fishing participation and lack of growth in the current angling population may be due to the shifting demographics of Texas. As white middle-class anglers shift out of the angling population, the growing Hispanic population was found to have lower fishing participation rates.

Sport diving represents a large portion of marine recreation in the United States. More than 5 percent of the population age 16 or older snorkeled at least once and 1.35 percent went scuba diving (Leeworthy and Wiley, 2001). This growth in demand for good diving sites places increased pressure on the quality of marine resources. It also explains an emerging phenomenon: the creation of artificial reefs, which are becoming increasingly more numerous (Schumacher and Schillak, 1994).

According to Leeworthy and Wiley, who performed a study in 2001 on marine recreation activities in the United States, 1.35% of the US population scuba-dived, which ranks it as the 13th most popular marine recreation activity. It is projected that the participation of scuba divers is expected to increase by nearly half a million participants by the year 2010, to produce a total of 3.34 million participants (Leeworthy and Wiley, 2001). In 2001, Ditton et al. carried out a study on the Texas coastal community and state level economic impacts of sport divers who exclusively used dive charter boats to reach offshore artificial reefs. As a result, the overall economic impact of sport diving in Texas would be higher if these other segments — private boat divers who used artificial reefs offshore, and charter and private boat divers accessing the Flower Gardens Banks National Marine Sanctuary — were included.

In Ditton's study, an 11-page questionnaire was mailed to a random sample of 1,059 sport divers selected from the records provided by dive charter boat operators; 528 surveys were returned usable. About 56% respondents took one or more trips in the previous year to artificial reefs in Texas offshore waters, and only about 1.17% (3 of 256 divers) in the sample was from Texas coastal communities. Based on a low and a high estimate of sport diver trip days (1,985 and 5,953 respectively), total expenditures in coastal communities ranged from \$261,439 to \$768,106. An estimated \$320,323 to \$960,713 in direct expenditures was made by non-residents of coastal communities for local goods and services. Additional output resulted in total output of \$581,994 to \$1,745,559, with the total value added to local economies due to the increased level of output, estimated to be between \$371,561 and \$1,114,413. The approximate latter figure is smaller than the total output because it represents only the amount of income and taxes retained in the coastal communities where charter boats operate.

In another study by Ditton and Baker in 1999, daily expenditures in Texas coastal communities with artificial reefs totaled \$205.74 for residents and \$215.90 for non-residents, while the state figures were \$267.97 for residents and \$318.77 for non-residents (Ditton and Baker, 1999). Additionally, the economic impact of sport diving on coastal communities and to the state of Texas was estimated using economic impact multipliers for the coastal region and statewide, and were derived by Tanyeri-Abur et al. in their 1998 study of recreational activities on the Texas Gulf coast. Based on their understanding of the total impact of recreation activities on the Texas coast, Tanyeri-Abur et al concluded that each dollar of expenditure by scuba divers resulted in an

average of \$1.81 total output in the coastal community, \$0.75 in personal income, and \$1.15 in value-added to the Texas coastal economy. Based on their calculations, Tanyeri-Abur et al also reported that 37 jobs were generated for every one million spent by sport divers. In comparison, at the state level, Tanyeri-Abur et al derived an economic multiplier of \$1.91 of total economic output, \$0.78 in personal income, and \$1.20 in value-added to the state economy with 38 jobs created for every million dollars spent by sport divers (Tanyeri et al., 1998).

An analysis estimated the total economic impact at \$1.39 million, based on 10,928 dive charters, on the Her Majesty's Australian Ship *Swan* artificial reefs (Dowling and Nichol, 2001). In Texas offshore waters, artificial reef divers reported spending total average trip expenditures was \$403 (Ditton, et al., 2002). Also, estimated total expenditures in coastal communities by Texas residents ranged between \$261,439 and \$784,106, while the estimated \$320,323 to \$960,713 in direct expenditures made by non-residents of Texas (Ditton, et al., 2002). Pendleton (2005) used data from the literature and estimated the potential net present value of expenditures associated with the *Yukon* ship to reef site in Southern California could be on the order of \$46 million and the potential net present non-market value of the sunken ship could be as high as \$13 million.

Measuring the economic impact of the Texas Clipper on the local economy two and a half years after deployment will provide us with a baseline reference for future studies. This early on, the impact may seem small. It is important to keep in mind that diving and fishing the Texas Clipper are forms of recreation and recreation is highly sensitive to economic fluctuations. Fishing and diving are also highly sensitive to weather and natural disasters. The Texas Clipper was deployed at the onset of the Great Recession and at a time when oil prices notably high. Further dampening the economic impact of the Clipper have been hurricanes – both locally and across the Gulf region, runoff from unusually heavy rains which affects visibility for divers, as well as algal blooms.

2- OBJECTIVES

The goal of the economic evaluation study is to provide Texas Parks and Wildlife Department supplementary data for evaluating the Texas Clipper artificial reef project in terms of its capacity

for measuring and tracking the economic impacts from area recreational fishing, diving and tourism, thereby allowing for adaptive management and enhancement actions.

The study objectives were as follows:

1. To profile the population of anglers and divers eighteen years of age and above that participate in fishing and/or diving activities around the Texas Clipper artificial reef off the coast of South Padre Island, Texas
2. To estimate total visitors expenditures associated with diving and fishing activities attributed to the Texas Clipper artificial reef over a 30-month period (January 2008 – June 2010) as measured by visitor count data and trip data. And to assess the economic impacts resulting from visitors to the Texas Clipper artificial reef on the region's economy using IMPLAN.

3- METHODS

This study provides an estimate of the economic impact of the Texas Clipper artificial reef on the local (Cameron County) economy. This is a follow-up study to the pre-deployment study by Wolber and Ditton (2007). This study used a mixed-methods approach, combining field interviews with mail and online surveys to compile the data necessary to perform the impact analysis. This data was combined with data from the South Padre Island Economic Development Corporation for the corresponding study period.

We identified the study region as Cameron County because South Padre Island is an integral part of the county. It is the major tourist destination in the region but it is fed by labor and other inputs from the surrounding towns. Considering South Padre Island as the study area would result in underestimating the impact of the Texas Clipper because most visitors' spending will leak out of South Padre Island and into the surrounding communities. Thus it is crucial to identify an area that is large enough to constitute a viable economic region and it is advisable to use counties as the smallest viable economic region (Stynes 1997).

Fishing boat captains were identified through the Port Isabel/South Padre Island Guides Association, South Padre Island Convention Center and through advertisements at local hotels and restaurants. Thirty-seven guides were identified in this manner. Of these, 6 were identified

as deep-sea fishing guides. Field interviews were conducted with recreational fishing and diving charter boat captains. Charter boat captains were eligible if they offered deep-sea fishing and diving trips. The majority of the recreational fishing charter boat captains (n=31) only offered bay-fishing trips. A telephone follow-up interview was conducted to collect detailed expenditures information from the qualified boat captains (n=6) identified during the field interviewing.

A mail survey to a random sample of boat owners with saltwater fishing licenses was conducted. 1500 anglers were identified through lists of boat size and fishing licenses provided by Texas Parks and Wildlife Department. A sample (n=760) of anglers with saltwater fishing licenses and sea-worthy vessels (20 foot boat or greater) was selected from three counties—Cameron, Hidalgo, and Willacy—because of the proximity to South Padre Island. These three counties were targeted because unlike diving, fishing is not site-specific; anglers target certain species of fish and would choose the closest location where that type of fish is present. Divers on the other hand, dive a given site because of the unique characteristics and experience the specific dive site provides divers and will travel greater distances than anglers. This is in line with the most common theories of human spatial behavior which exhibits a decreasing monotone distance decay function. Hence visitors go to the closest geographical location where perceived distance is some non-decreasing function of actual distance (Forbes and Ziemba 1971). The number of respondents from the anglers' survey was 147, a return rate of 19.34%. The typical angler makes 2 trips per year to the Texas Clipper. This extrapolates to about 3,072 anglers; charter boats contributed another 943 anglers. The average expenditure per angler/trip was estimated at \$458. Table 3A shows the breakdown of anglers' expenditures by category. The average expenditures by type per person/trip was multiplied by the number of person trips (4,015) in a 12 months period (2008) and the results were entered into IMPLAN.

Charter diving operations were identified through word of mouth from divers and fishing boat captains. It was ultimately determined that there is one charter diving operation on SPI and one within 70 miles of SPI in McAllen, Texas. Other dive shops and online diving forums throughout the state were contacted in Austin, San Angelo and Houston. These dive shop owners, managers and forum facilitators agreed to advertise our web-linked survey. We also targeted these shops for diving mail surveys. Three hundred surveys were mailed in this manner

(n=300). This portion of the study used purposive sampling, which is used when targets are selected because they fit particular characteristics and when sampling for proportionality is not the primary goal. The number of respondents from diving survey was 87 (29% response rate). Unlike the angler respondents, each respondent in the diving survey typically represented an average size group or diving club/party of 4.86 divers. This extrapolates to about 3,352 divers. The average diver expenditure per trip was estimated at \$2,020.

We acknowledge that a number of diving and fishing boat captains were left out of this study. As in the pre-deployment by Wolber and Ditton, many fishing and diving guides do not advertise their services for a variety of different reasons. Many of the guides listed in Wolber and Ditton's study appendix A were no longer in business or had their number changed or disconnected. Anecdotal evidence from interviews with fishing boat captains suggests that there are many more captains that actually take anglers out to the Texas Clipper. There seems to be an unwritten rule amongst charter boat captains interviewed that the Texas Clipper is the domain of recreational anglers in private boats and the local diving operation (personal interview May 2010), thus some captains do not advertise trips or even admit to taking parties out to the Texas Clipper.

3.1 Economic Impact Analysis

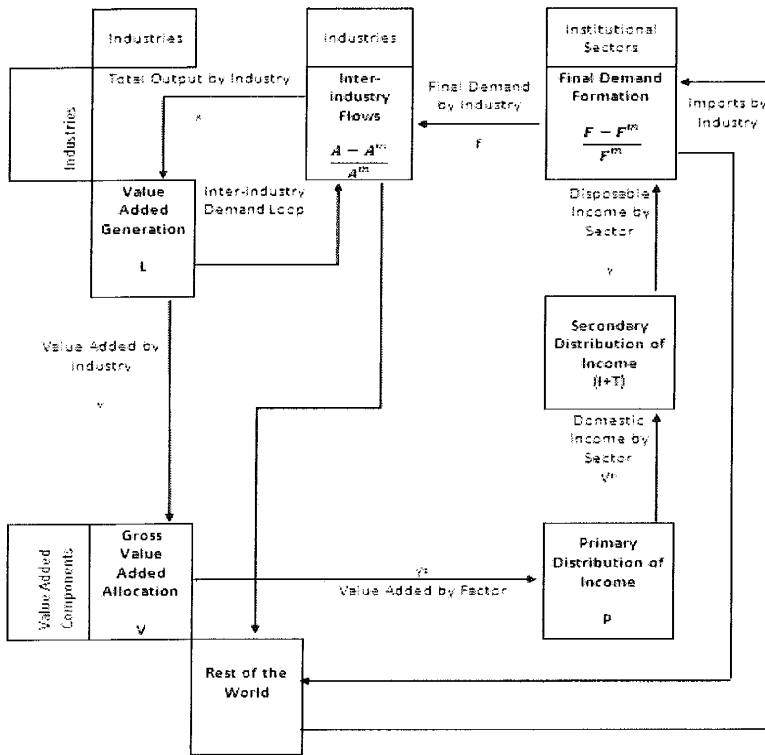
3.1.1 Background

The purpose of an economic impact analysis is to track the ripple effect of expenditures on the economy and to quantify the impact of those expenditures on output, revenue, income, value added, and employment flows in a particular region. Impact analysis shows the economic contributions to a defined region when money is spent on a particular activity.

In this study, the impact analysis estimates the expenditures made by Texas Clipper visitors. Visitors' expenditures inject "new money" into the local economy and generate revenue to local businesses, and income and employment to the community. Typical visitors' expenditures are on lodging, food, entertainment, and souvenirs.

In this study, we used Input-Output analysis and IMPLAN (IMPact Analysis for PLANing)¹ to estimate the economic impact of Visitors to the Texas Clipper. Input-Output analysis is an econometric technique used to examine relationships within an economy. Please refer to Figure 1 for an illustration of the output-income circular flow in a typical economy. IMPLAN is an econometric modeling system developed by applied economists at the University of Minnesota and the U.S. Forest Service. IMPLAN's structure is based on the conventional Input-output approach to determining economic impacts.

Figure 1: Output-Income Circular Flow



3.1.2 Input-Output Models

Developed by Wassily W. Leontief (1986), Input-output models provide a rigorous mathematical expression of the economic relationships among sectors of an economy, and between businesses and consumers. Input-output models trace the interdependence of an economy's various

¹ IMPLAN Professional: Users Guide, Analysis Guide, Data Guide, Version 2.0, M.I.G, Inc., June 2000.

productive sectors by tracking the product of each industry both as a commodity demanded for final consumption and as a factor in the production of itself and other goods. Input-output models represent an economy-wide accounting system that provides a general equilibrium framework instead of partial equilibrium approach. They map the flows of economic activity between sectors within a region, capturing each sector's transactions as it purchases inputs from other sectors of the economy in order to produce a dollar's worth of output. A general equilibrium analysis examines not only the impact on the markets in which the initial transactions take place, but also the rest of the economy as the initial injection of money flows through the economy and diminishing after each subsequent round.

Input-output analysis produces a set of multipliers that measure the magnitude of the impact of a change in final demand on different industries within the economy. The multiplier concept is a central component of economic impact analyses. It recognizes that when expenditure is made, the initial direct outlay of money creates additional business activity, employment, and generates household income and government revenue in the host economy. Input-output models capture three types of impacts: direct, indirect and induced impacts. The original expenditures provide the initial spark and trigger a series of economic events as the money circulates through the economy. The economic impact of expenditures on the region's economy is more intricate than it may seem at first. Economic impact analysis tracks and measures the "multiplying" effect of the initial spending and all subsequent rounds of spending, and identifies the visitors' expenditures multiplier effect.

3.1.3 IMPLAN and Input-Output Models

IMPLAN modeling system combines the U.S. Bureau of Economic Analysis' Input-Output Benchmarks with other data to construct quantitative models of trade flow relationships between businesses and between businesses and final consumers. From this data, one can examine the effects of a change in one or several economic activities to predict its effect on a specific state, regional, or local economy (impact analysis). The IMPLAN input-output accounts capture all monetary markets transactions for consumption in a given period and for a specific geography. The IMPLAN input-output accounts are based on industry survey data collected periodically by

the U.S. Bureau of Economic Analysis and follow a balanced account format recommended by the United Nations.

The economic data for IMPLAN comes from the system of national accounts of the U.S. based on data collected by the U.S. Department of Commerce, The Bureau of Labor Statistics, and other federal and state government agencies. The data is organized into 528 industries corresponding to NAICS classification. Corresponding data sets are also produced for each county in the U.S. allowing analyses at the county level and for geographic aggregations such as clusters of contiguous counties. IMPLAN first creates a descriptive Social Accounting Matrix (SAM) model of the economy, using data on employment and expenditures for all the industries present in the region from a list of 528 sectors.

IMPLAN data provides descriptive information on goods and services produced in the region and on intra and inter-industries transactions. These transactions allow the analyst to understand the effect of changes in one industry on all other related industries. For example, an increase in the cost of a factor of production will first affect the industry using that resource and ultimately all the industries that use the affected industry's output as an input in their production processes. Input-output models start by setting up a model that describes the interactions between these industries. The IMPLAN program maps all the interacting sectors of the economy, sectors producing, selling, and buying goods or services, as intermediate and final transactions. These sectors, along with the value of the transactions of intermediate products and the value of goods and services for final consumption, are organized in what is known as a transactions matrix. The transactions matrix shows what each sector supplies to other sectors, and what inputs it receives from other sectors. Industries linkages are organized in a matrix format. Inputs are listed in the column of an industry and its outputs are listed in its corresponding row. The output of one industry is an input to other industries. The matrix format shows how industries are linked through their production processes. Each column of the input-output matrix reports the monetary value and the expenditures on that industry's inputs and each row represents the value of an industry's outputs.

Table 1 shows the basic framework of traditional Input-output tables.

Table 1 Framework of a Traditional Input-Output Table

			Intermediate Demands Sectors 1, 2,....., n	Final Demands Sectors 1, 2, , n	Total output
Intermediate Inputs	Sectors	1, 2, .. N	x_{ij}	Y_i	X_i
Primary Inputs			V_j		
Total Inputs			X_j		

where x_{ij} represents the share of industry i 's output used as intermediate input by industry j , Y_{ij} represent the share of industry i 's output that is allocated to final demand, and X_i is the sum of the intermediate demand (x_{ij}) and final demand (Y_i) the value of total production of industry i . X_i can be written as:

$$X_i = \sum_{j=1}^n x_{ij} + Y_i ; \quad i = 1, \dots, n. \quad (1)$$

Leontief coefficients only consider intermediate demand. They are the foundation of any input-output model. They convert an industry's intermediate output which represents the total inputs available in the economy into shares. The shares then represent the total input particular industries purchase and use in their production processes. Leontief coefficients correspond to the movement of products between different industries. The Leontief coefficients can be presented as follows:

$$a_{ij} = \frac{x_{ij}}{X_j} \quad (2)$$

Leontief coefficients provide insight into the input structure of specific industry and a useful way to organize economic activity.

The Leontief coefficient can also be written as follows:

$$x_{ij} = a_{ij}X_j \quad (3)$$

Equation 1 can be written as:

$$X_i = \sum_{j=1}^n a_{ij} X_j + Y_i \quad (4)$$

In matrix form equation 4 is:

$$X = AX + Y \quad (5)$$

Rearranging equation 5 in terms of final demand we get:

$$\begin{array}{rcl} Y_1 & = & (1 - a_{11})X_1 - a_{12} X_2 - \dots - a_{1n} X_n \\ Y_2 & = & - a_{21} X_1 + (1 - a_{22})X_2 - \dots - a_{2n} X_n \\ \dots & & \dots \dots \dots \\ \dots & & \dots \dots \dots \\ Y_n & = & - a_{n1} X_1 - a_{n2} X_2 - \dots + (1 - a_{nn})X_n \end{array}$$

In a matrix format we have:

$$Y = (I - A)X \quad (6)$$

Equation 6 can also be written as follows:

$$X = (I - A)^{-1}Y \quad (7)$$

Where $(I-A)^{-1}$ is the Leontief inverse or total requirements matrix

3.1.4 Multipliers

The multipliers for the analysis are determined by the structure of the regional economy.

The Leontief inverse can be obtained from the power series expansion if the column sums of the coefficients in the matrix A of an input-output model are non-negative and sum to less than unity

$$\lim_{n \rightarrow \infty} (A)^n = 0, \sum_{i=1}^{\infty} (A)^n = Q \quad (8)$$

$$(I - A)^{-1} = I + \sum_{i=1}^{\infty} (A)^n = I + Q \quad (9)$$

Equation (8) estimates the total impact of exogenous expenditures and can be divided into direct effects and indirect effects. Exogenous expenditures are represented by vector y . The direct or initial effect is given by “ $I \cdot y$ ” the first term on the right-hand side of equation (10)

$$(I - A)^{-1} \cdot y = I \cdot y + \sum_{i=1}^x (A)^i \cdot y = I \cdot y + Q \cdot y \quad (10)$$

The term on the left hand-side “ $Q \cdot y$ ” represents the indirect effect. The total output effect (sum of the direct and indirect effects) or “multiplier” is always greater than unity because the Leontief inverse has diagonal elements that are greater than unity. The model is closed-off when households’ transactions are included the column sums of the Leontief inverse and the total output effect increase. Closing the model off with respect to households adds the “induced effect” to the direct and indirect effects (Miller and Blair, 1985).

The measurement and assessment of the magnification of expenditures through successive rounds of spending is one of the primary uses of Input-output analysis. A change in an economy’s final demand, such as the change in visitors spending (an increase due to the Texas Clipper) produces further increase in demand for all inputs used by industries that cater directly to visitors. Some of the inputs suppliers are local; others, in other regions. Only payments made to local factors of production matter, because they continue to circulate throughout the local economy, stimulating and generating additional revenues. Most of the employees in the hospitality and tourism industry are likely to be local residents, and will make expenditures of their own in the area, continuing the circulation of expenditures throughout the economy. Input-output analyses calculate multipliers for these changes in the expenditures and output of local industries, and the incomes in the area. As industries continue to respond to consumer demand by providing final goods and services, or by supplying intermediate goods, these multiple effects continue to cascade through the economy, but not indefinitely. A portion of income generated by expenditures will be saved, rather than spent, and thus will not play a direct role in local or regional output or incomes. Local residents are also likely to spend a portion of their income on goods and services not produced or sold in the area.

IMPLAN uses SAM, multipliers, to determine the effects of visitors’ expenditures. SAM multipliers capture the broadest effects of expenditures – the direct effects on industries and businesses which satisfy the final demands of visitors; the indirect effects generated by purchases

and sales of intermediate goods as they supply the industries which satisfy final demand, and the induced effects brought about by the spending patterns of households in response to changes in incomes². IMPLAN creates multipliers for income, employment, and output.

There are three types of multipliers Type I, Type II and Type III. IMPLAN only computes Type I and Type III multipliers. Type I multipliers Include direct or initial spending and indirect spending, the multiplier is direct plus indirect effect divided by direct effect. Type II multipliers captures induced effects by assuming a linear relationship between income and consumption changes. Type III or SAM multipliers are a variation of Type II multipliers; they also include the direct, indirect, and induced effects. Type III Multipliers adjust Type II Multipliers based on spending patterns amongst different income groups.

The perennial economic question in impact analysis often centers on the appropriateness of the magnitude and type of multipliers used. A number of factors can affect the magnitude and the appropriateness of the multiplier. One factor is the economic diversity and overall size of a region's economy. Large diversified and integrated economies have large multipliers and are able to retain a greater share of a product's value-added because leakages from those areas are small since most of the production is local. Another factor is not margining imported goods sold locally. Secondary effects can be overestimated especially in tourism impacts studies if visitors' expenditures on goods not produced locally are not margined (margins are discussed in the next section). If imported goods are not margined the multiplier will overstate local added-value.

Our model uses type SAM multipliers and accounts for substitution and displacement effects by deflating industry-specific multipliers to levels well below those recommended by the U.S. Bureau of Economic Analysis. In addition, multipliers are applied only to personal disposable income to obtain a more realistic estimate of the multiplier effects from increased demand. In addition, IMPLAN's Regional Economic Accounts exclude imports to an economic area so the calculation of economic impacts identifies only those impacts specific to the economic impact area. IMPLAN calculates this distinction by applying Regional Purchase Coefficients (RPC) to predict regional purchases based on an economic area's particular characteristics. The Regional

² Details of multipliers and their construction may be found in any textbook on regional economics and input-output models, such as "Input-Output Analysis: Foundations and Extensions," R. Blair and P Miller, 1985.

Purchase Coefficient represents the proportion of goods and services that will be purchased regionally under normal circumstances, based on the area's economic characteristics described in terms of actual trade flows within the area.

IMPLAN's Regional Economic Accounts and the Social Accounting Matrices were used to construct state-level and regional/county multipliers, which describe the response of the state/county economy to a change in demand or production as a result of the activities and expenditures of the public transportation system. Each industry that produces goods or services generates demand for other goods and services and this demand is multiplied through a particular economy until it dissipates through "leakage" to economies outside the specified area. IMPLAN models discern and calculate leakage from local, regional, and state economic areas based on workforce configuration, the inputs required by specific types of businesses, and the availability of both inputs in the economic area. Consequently, economic impacts that accrue to other regions or states as a consequence of a change in demand are not counted as impacts within the economic area.

3.1.5 Margins

IMPLAN's margins calculate the difference between final sale prices paid by consumers and prices received by producers³. The model distinguished between intermediate goods and final goods and services because they affect the economy differently. IMPLAN Margins divide the expenditures and allocate each portions to the corresponding sector affected depending on whether the goods and services purchased are intermediate or final. For example, the impacts of expenditures on final goods and services incorporate the added value at every step of the production and the distribution processes. Final expenditures affect retailers, wholesalers, and every manufacturer involved in the production processes' while intermediate expenditures do not involve retailers.

IMPLAN provides margins for each sector, but also allows the analyst the flexibility to modify them. IMPLAN impacts are twofold: industry or commodity basis. Industry impacts allocate the

³ IMPLAN User Guide, Chapter 2, p. 24

expenditures impact to the affected industries while commodity impacts divide the expenditures to all the industries producing that commodity. Visitors spending on restaurant meals and lodging are industry but souvenirs and snacks are commodity basis.

4- RESULTS

4.1 Data Analysis

Our analysis of the data is divided into two components: First, we estimated the total recreational trips and the number of visitors and expenditures associated with these trips. Second, we estimated the economic impact attributable to the Texas Clipper artificial reef project using data from step one.

4.1.1 Trip and Participant Estimation

From the surveys and interviews we estimated the total number of anglers and divers that visited the Texas Clipper. Data from mail and online surveys was triangulated with the data compiled from interviews with charter fishing and dive boat operators. This data was then reconciled with sales and occupancy tax data from South Padre Island Economic Development Corporation.

The estimated number of anglers and divers is summarized in Table 2.

Table 2 Estimated Number of Anglers and Divers

	2008	2009	2010*
Anglers	4015	5810	3544
Divers	3352	4893	2959

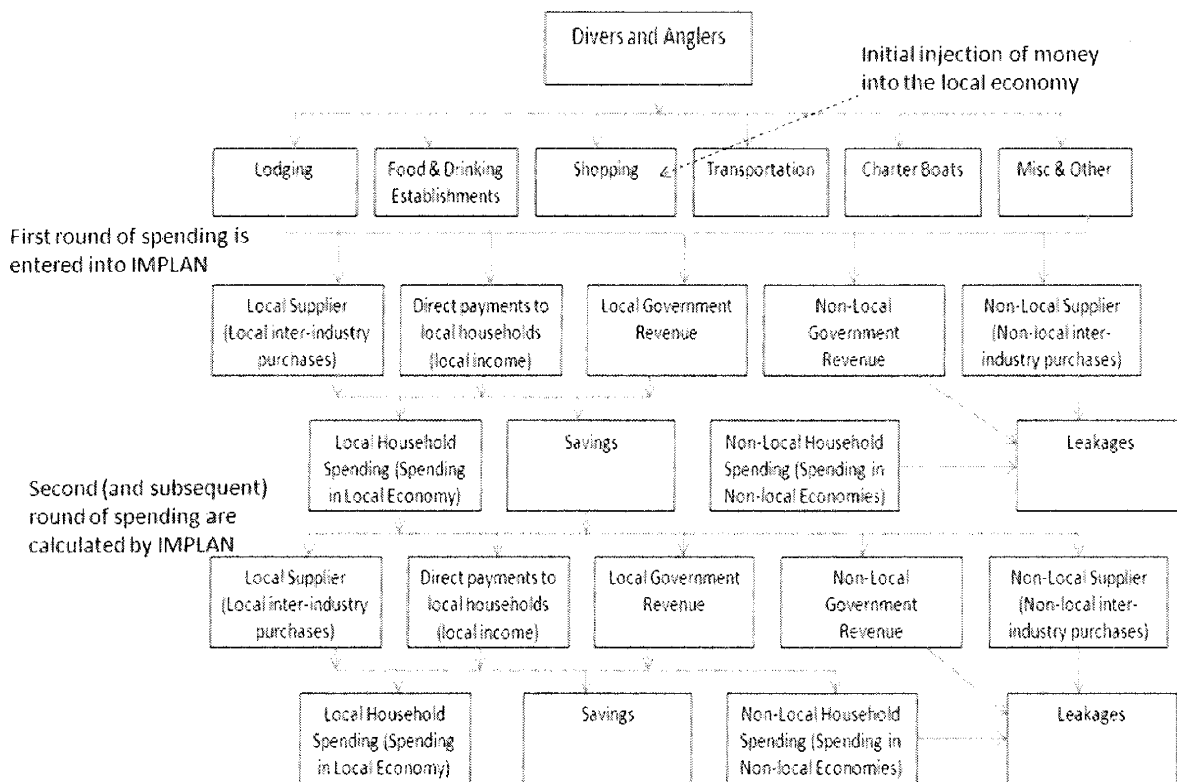
*January to June 2010

4.2 Economic Analysis

The economic impact analysis relies on expenditures information obtained from the interviews and the surveys. Total estimates include only the expenditures that are attributable to the Texas Clipper artificial reef. Total expenditures by category were calculated and used in the IMPLAN

model to arrive at the total economic impact. Figure 2 shows that anglers and divers spending injects money into the local economy. The average spending per angler/diver is divided into six categories and the value in each category is multiplied by the estimated number of anglers/divers and entered into the IMPLAN program in its corresponding industry.

Figure 2. Anglers and Divers Economic Impact



IMPLAN uses a local SAM model that takes into account the characteristics of each industry and its relationship with the rest of the local economy. The model was adjusted to only account for the share and the impact of the spending that stays in the local economy. Spending in sectors and industries that purchase most of their supplies locally would result in a greater impact than spending in industries that rely on non-local suppliers. Similarly, Salaries and tax structures are also different by industry and similar level of spending in different industries would result in different impacts.

Data from the first round of spending in Figure 2 is collected through surveys and interviews and is entered into IMPLAN by category. IMPLAN calculate the subsequent rounds of spending based on inter and intra-industry linkages in the local economy. The results are presented as direct, indirect, and induced impacts. The direct impact is usually equal to the first round of spending. Indirect and induced impacts capture the subsequent rounds of spending.

One issue which affects the economic impact of fishing was the presence of a number of alternative fishing sites (oil and gas structures, liberty ship artificial reef) in the southern gulf coast. Some of these sites are located within a short distance of South Padre Island and compete directly with the Texas Clipper. As noted previously deep-sea fishing is not a site specific activity, anglers use the closest deep-sea fishing site (the least costly) especially when considering fuel cost and travel time to the fishing site.

4.2.1 Anglers and Divers Expenditures Profile

Results are presented using the following organizational framework:

Anglers Expenditures Profile

Table 3A. Anglers Expenditures Profile including the average length of stay.

Figure 3. Graphical distribution of anglers by month and year.

Estimated Economic Impact - Anglers

Tables 3B.1- 3B.3 Anglers Impact Summary 2008-2010

Table 3B.4 Anglers Impact: Top Ten Industries for Labor Income

Table 3B.5 Anglers Impact: Top Ten Industries for Value Added

Table 3B.6 Anglers Impact: Top Ten Industries for Employment

Table 3B.7 Anglers Impact: Top Ten Industries for Output

Divers Expenditures Profile

Table 4A. Divers Expenditures Profile including the average length of stay.

Figure 4. Graphical distribution of divers by month and year.

Estimated Economic Impact - Divers

Tables 4B.1- 4B.3 Divers Impact Summary 2008-2010

Table 4B.4 Divers Impact: Top Ten Industries for Labor Income

Table 4B.5 Divers Impact: Top Ten Industries for Value Added

Table 4B.6 Divers Impact: Top Ten Industries for Employment

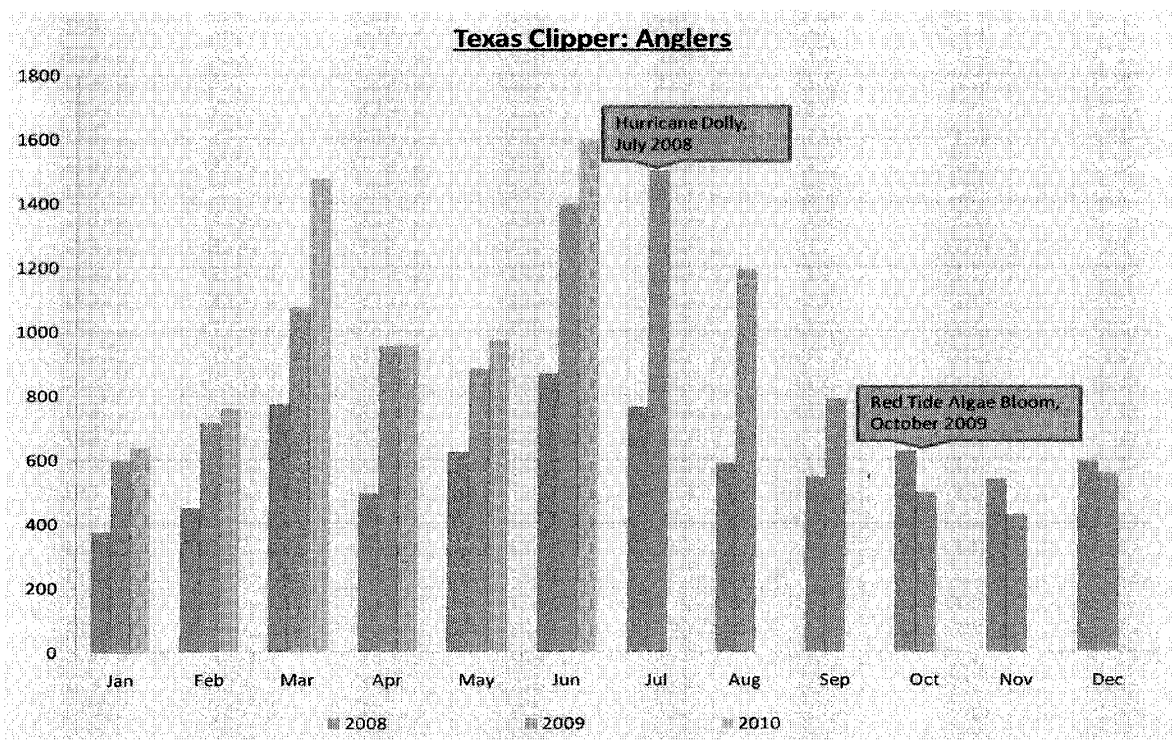
Table 4B.7 Divers Impact: Top Ten Industries for Output

Table 3A. Anglers Expenditure Profile

Category	Dollar Amount	% of Total	Dollar Amount
Lodging	24	15%	100.80
Beverages	17	11%	35.00
Food	12	8%	50.00
Shopping	12	8%	50.00
Misc	2	1%	4.22
Transportation	12	8%	50.00
Fishing Trip	75	48%	158.00
Other	5	3%	10.00
Total Direct expenditures	158	100%	458.02
Average Trip	2.1		

Table 3A shows anglers expenditures profile. Anglers' average daily expenditures are estimated at \$158 with fishing trip spending representing the largest single expense at \$75 followed by food and beverages at \$29. The average length of stay is 2.1 days. The total expenditures for a typical fishing trip are \$458.

Figure 3. Graphical Distribution of Anglers by month and year



The above graph shows the distribution of fishing by month for 2008 to the first half of 2010. Fishing shows a pattern of seasonality with busy periods in early spring and throughout the summer. The number of anglers visiting the Texas Clipper has increased steadily between 2008 and 2010 with the exception of July 2008 due to Hurricane Dolly and October 2009 due to Red Tide Algae. The first six months of 2010 are showing increases over the same time period in the previous two years.

4.2.2 Estimated Impact

Anglers

The economic impact of anglers is summarized in the following tables. The results show a steady increase in employment, labor income, total value added and output from January 2008 to June 2010. Total employment impact for 2008 was estimated at 11 Full Time Equivalent jobs (FTE), 16 for 2009 and 10 for the first six months of 2010. The total number of jobs created after 30 months is not cumulative. In other words, the 16 jobs estimated in 2009 include the 11 jobs estimated in 2008, and the first six months of 2010 show an increase in economic activity from fishing at the Texas Clipper, which should result in an increase of FTE jobs. It is misleading to equate the estimated FTE jobs with actual jobs especially if they are related to seasonal activity. Employment impacts are measured in terms of full-time equivalent jobs which estimate increases in demand for labor equivalent to a full-time job (40 hour per week, for 52 weeks a year). The seasonality of fishing demands that businesses rearrange hours worked offering overtime during peak-season and shortened hours during the slow season. Seasonal workers may be hired to help meet the increasing demand during the peak-season. The total number of jobs actually created should less than the 16 jobs estimated for 2009, the difference represents increase in over-time work during peak season. As the number of anglers continues to increase, the demand for goods and services will eventually lead to the creation of more permanent jobs. Total labor income is estimated at \$252,800 for 2008, 371,307 for 2009, and 231,885 for the first six months of 2010. The estimated average salary is about \$23,000 (labor income/employment). Fishing the Texas Clipper generated \$935,932 in output in 2008, 46.3% (\$433,076) of which stayed in the community as total value added.

Table 3B.1 Texas Clipper: Anglers Impact Summary 2008

Impact Type	Employment	Labor Income	Total Value Added	Output
Direct Effect	9	184,217	310,611	663,666
Indirect Effect	1	40,801	69,442	176,467
Induced Effect	1	27,783	53,023	95,800
Total Effect	11	252,800	433,076	935,932

Table 3B.2 Texas Clipper: Anglers Impact Summary 2009

Impact Type	Employment	Labor Income	Total Value Added	Output
Direct Effect	13	270,574	456,220	989,824
Indirect Effect	2	59,927	101,995	261,953
Induced Effect	1	40,806	77,879	141,331
Total Effect	16	371,307	636,094	1,393,107

Table 3B.3 Texas Clipper: Anglers Impact Summary 2010

Impact Type	Employment	Labor Income	Total Value Added	Output
Direct Effect	8	168,976	284,913	622,292
Indirect Effect	1	37,425	63,697	163,934
Induced Effect	1	25,484	48,636	87,916
Total Effect	10	231,885	397,246	874,143

Table 3B.4 Anglers Impact: Top Ten Industries for Labor Income

Description	Total Labor Income		
	2008	2009	2010
Hotels and motels, including casino hotels	60,154	88,353	55,177
Other amusement and recreation industries	56,272	82,651	51,616
Food services and drinking places	52,974	77,808	48,592
Retail Stores - General merchandise	11,911	17,495	10,926
Retail Stores - Miscellaneous	6,398	9,397	5,869
Offices of physicians, dentists, and other health practitioners	4,169	6,123	3,824
Wholesale trade businesses	3,620	5,317	3,320
Private hospitals	3,434	5,044	3,150
Real estate establishments	2,832	4,160	2,598
Retail Stores - Gasoline stations	2,598	3,816	2,383

Table 3B. Anglers Impact: Top Ten Industries for Value Added

Description	Total Value Added		
	2008	2009	2010
Hotels and motels, including casino hotels	108,958	160,035	99,943
Other amusement and recreation industries	98,768	145,068	90,596
Food services and drinking places	79,355	116,556	72,790
Retail Stores - General merchandise	17,740	26,056	16,272
Real estate establishments	15,458	22,704	14,179
Imputed rental activity for owner-occupied dwellings	11,598	17,034	10,638
Retail Stores - Miscellaneous	9,242	13,575	8,478
Wholesale trade businesses	6,253	9,185	5,736
Retail Stores - Gasoline stations	6,016	8,836	5,518

Table 3B.6 Anglers Impact: Top Ten Industries for Employment

Description	Total Employment		
	2008	2009	2010
Food services and drinking places	3	5	3
Hotels and motels, including casino hotels	3	4	2
Other amusement and recreation industries	2	4	2
Retail Stores - General merchandise	1	1	0
Retail Stores - Miscellaneous	0	1	0
Retail Stores - Gasoline stations	0	0	0
Employment services	0	0	0
Wholesale trade businesses	0	0	0
Real estate establishments	0	0	0
Offices of physicians, dentists, and other health practitioners	0	0	0

Table 3B.7 Anglers Impact: Top Ten Industries for Output

Description	Total Output		
	2008	2009	2010
Other amusement and recreation industries	284,346	424,194	266,752
Hotels and motels, including casino hotels	181,813	271,080	170,372
Food services and drinking places	166,969	249,392	157,020
Cable and other subscription programming	37,826	56,168	35,157
Retail Stores - General merchandise	27,699	41,087	25,691
Real estate establishments	19,592	29,389	18,583
Imputed rental activity for owner-occupied dwellings	16,787	23,956	14,410
State and local government electric utilities	13,918	20,436	12,648
Petroleum refineries	12,949	18,875	11,597
Retail Stores - Miscellaneous	12,398	18,390	11,499

The tables above list the top ten industries impacted by anglers to the Texas Clipper. The top three industries are in the hospitality and tourism sector, hotels and motels, food and drinking places, and other amusement and recreation industries. The tables also show an increasing impact between January 2008 and June 2010.

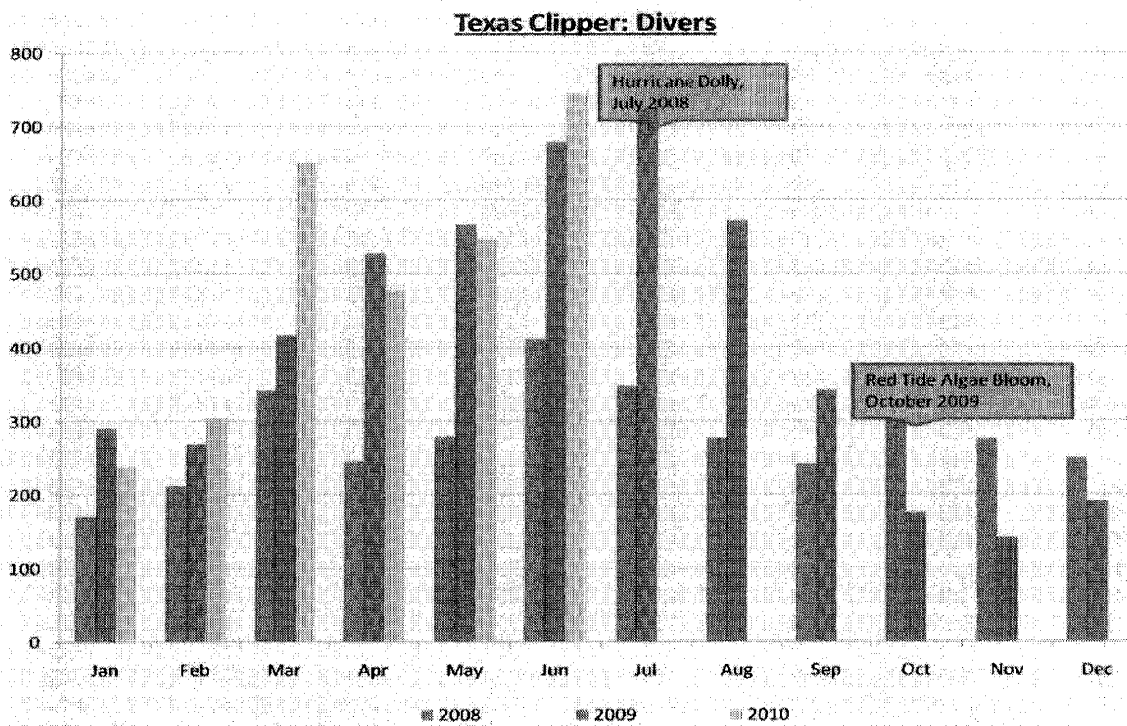
Divers

Table 4A. Divers Expenditure Profile

Category	Dollar Amount		% of Total	Dollar Amount	
	(\$)	per Day		(\$)	per Trip
Lodging	72		19%	543.08	
Beverages	22		6%	165.00	
Food	45		12%	338.46	
Shopping	11		3%	82.00	
Misc	2		0%	6.38	
Transportation	12		3%	88.00	
Dive Trip	205		55%	776.95	
Other	5		1%	20.20	
Total Direct expenditures	374		100%	2,020.07	
Average Trip		3.8			

Table 4A shows divers expenditures profile. Divers' average daily expenditures are estimated at \$374 with dive trip spending representing the single largest expense at \$205 followed by lodging at \$72. The average length of stay for divers is 3.8 days. The total expenditures for a typical diving trip are \$2,020.

Figure 4. Graphical distribution of divers by month and year.



The above graph shows the seasonality and distribution of diving by month. The distribution and seasonality are similar to fishing. The number of divers visiting the Texas Clipper has increased steadily between 2008 and 2010 with the exception of July 2008 due to Hurricane Dolly and October 2009 due to Red Tide Algae. The first six months of 2010 are showing increases over the same time period in the previous two years.

The economic impact of divers is presented in the following tables. The economic impact of divers is summarized in the following tables. Employment, labor income, total value added and output have steadily increased between January 2008 and June 2010. Total employment impact for 2008 was estimated at 17 Full Time Equivalent jobs (FTE), 25 for 2009 and 15 for the first six months of 2010. Similar to fishing, the seasonality of diving requires businesses to offer overtime and increase hours worked during peak-season and layoff seasonal workers during the slow season. Total labor income is estimated at \$395,838 for 2008, 586,483 for 2009, and 363,116 for the first six months of 2010. The estimated average salary is about \$23,000. The total value added generated by diving the Texas Clipper in 2008, is estimated at \$684,124 and represents 43.7% of total output (\$1,565,642).

Table 4B.1 Texas Clipper: Divers Impact Summary 2008

Impact Type	Employment	Labor Income	Total Value Added	Output
Direct Effect	14	280,021	477,007	1,107,054
Indirect Effect	2	72,390	124,256	308,866
Induced Effect	1	43,427	82,861	149,721
Total Effect	17	395,838	684,124	1,565,642

Table 4B.2 Texas Clipper: Divers Impact Summary 2009

Impact Type	Employment	Labor Income	Total Value Added	Output
Direct Effect	20	414,886	706,744	1,665,943
Indirect Effect	3	107,254	184,100	462,548
Induced Effect	2	64,343	122,768	222,812
Total Effect	25	586,483	1,013,612	2,351,302

Table 4B.3 Texas Clipper: Divers Impact Summary 2010

Impact Type	Employment	Labor Income	Total Value Added	Output
Direct Effect	12	256,873	437,575	1,038,604
Indirect Effect	2	66,405	113,984	287,014
Induced Effect	1	39,837	76,011	137,413
Total Effect	15	363,116	627,571	1,463,031

Table 4B.4 Divers Impact: Top Ten Industries for Labor Income

Description	Total Labor Income		
	2008	2009	2010
Other amusement and recreation industries	128,267	190,043	117,664
Hotels and motels, including casino hotels	75,018	111,149	68,817
Food services and drinking places	72,654	107,646	66,648
Offices of physicians, dentists, and other health practitioners	6,519	9,659	5,980
Wholesale trade businesses	6,156	9,122	5,648
Retail Stores - General merchandise	5,841	8,654	5,358
Retail Stores - Miscellaneous	5,597	8,293	5,135
Private hospitals	5,372	7,959	4,928
Real estate establishments	5,184	7,681	4,756
Legal services	3,871	5,736	3,551

Table 4B.5 Divers Impact: Top Ten Industries for Value Added

Description	Total Value Added		
	2008	2009	2010
Other amusement and recreation industries	225,133	333,562	206,523
Hotels and motels, including casino hotels	135,882	201,325	124,649
Food services and drinking places	108,836	161,253	99,839
Real estate establishments	28,293	41,920	25,954
Imputed rental activity for owner-occupied dwellings	18,102	26,821	16,606
Wholesale trade businesses	10,636	15,758	9,756
Retail Stores - General merchandise	8,700	12,890	7,980
Retail Stores - Miscellaneous	8,086	11,980	7,417
Offices of physicians, dentists, and other health practitioners	7,599	10,829	6,971

Table 4B.6 Divers Impact: Top Ten Industries for Employment

Description	Total Employment		
	2008	2009	2010
Other amusement and recreation industries	6	8	5
Food services and drinking places	5	7	4
Hotels and motels, including casino hotels	3	5	3
Retail Stores - Miscellaneous	0	1	0
Retail Stores - General merchandise	0	0	0
Employment services	0	0	0
Real estate establishments	0	0	0
Wholesale trade businesses	0	0	0
Retail Stores - Gasoline stations	0	0	0
Services to buildings and dwellings	0	0	0

Table 4B.7 Divers Impact: Top Ten Industries for Output

Description	Total Output		
	2008	2009	2010
Other amusement and recreation industries	648,145	975,370	608,086
Food services and drinking places	228,997	345,030	215,369
Hotels and motels, including casino hotels	226,740	341,021	212,487
Cable and other subscription programming	61,612	92,288	57,269
Real estate establishments	35,860	54,262	34,016
Imputed rental activity for owner-occupied dwellings	26,203	37,719	22,494
State and local government electric utilities	23,979	35,516	21,793
Petroleum refineries	22,709	33,389	20,338
Wholesale trade businesses	16,875	24,769	15,061
Retail Stores - General merchandise	13,584	20,325	12,600

The tables above list the top ten industries impacted by divers to the Texas Clipper. The top three industries are in the hospitality and tourism sector, hotels and motels, food and drinking places, and other amusement and recreation industries. The tables also show an increasing impact between January 2008 and June 2010.

5- TAX IMPACT

The following tables show the impact on tax from fishing and diving the Texas Clipper artificial reef. State and local tax impacts from fishing for the years 2008 through the first six months of 2010 are summarized in Tables 5, 6, and 7, federal tax impacts are summarized in tables 11, 12, and 13. State and local tax impacts from diving are summarized in Tables 8, 9, and 10, and federal tax impacts are presented in tables 14, 15, and 16. More detailed tax impacts are included in the appendix.

Table 5 Anglers Impact: State and Local Total Tax Impact 2008

Description	Employee Compensation	Proprietor Income	Indirect Business Tax	Households	Corporations
Dividends					\$1,517
Social Ins Tax- Employee	\$212	\$0			
Social Ins Tax- Employer	\$911				
Indirect Bus Tax: Sales Tax			\$19,733		
Indirect Bus Tax: Property Tax			\$20,495		
Indirect Bus Tax: Motor Vehicle			\$358		
Indirect Bus Tax: Severance Tax			\$3,591		
Indirect Bus Tax: Other Taxes			\$2,528		
Indirect Bus Tax: S/L NonTaxes			\$1,596		
Corporate Profits Tax					\$0
Personal Tax: Income Tax				\$0	
Personal Tax: NonTaxes (Fines-				\$1,059	
Personal Tax: Motor Vehicle				\$196	
Personal Tax: Property Taxes				\$143	
Personal Tax: Other Tax				\$58	
Total State and Local Tax	\$1,123	\$0	\$48,301	\$1,455	\$1,517

Table 6 Anglers Impact: State and Local Total Tax Impact 2009

Description	Employee Compensation	Proprietor Income	Indirect Business Tax	Households	Corporations
Dividends					\$2,229
Social Ins Tax- Employee	\$311	\$0			
Social Ins Tax- Employer	\$1,339				
Indirect Bus Tax: Sales Tax			\$28,983		
Indirect Bus Tax: Property Tax			\$30,102		
Indirect Bus Tax: Motor Vehicle			\$525		
Indirect Bus Tax: Severance Tax			\$5,275		
Indirect Bus Tax: Other Taxes			\$3,713		
Indirect Bus Tax: S/L NonTaxes			\$2,345		
Corporate Profits Tax					\$0
Personal Tax: Income Tax				\$0	
Personal Tax: NonTaxes (Fines-				\$1,556	
Personal Tax: Motor Vehicle				\$287	
Personal Tax: Property Taxes				\$210	
Personal Tax: Other Tax				\$85	
Total State and Local Tax	\$1,650	\$0	\$70,943	\$2,138	\$2,229

Table 7 Anglers Impact: State and Local Total Tax Impact 2010

Description	Employee Compensation	Proprietor Income	Indirect Business Tax	Households	Corporations
Dividends					\$1,392
Social Ins Tax- Employee	\$194	\$0			
Social Ins Tax- Employer	\$836				
Indirect Bus Tax: Sales Tax			\$18,100		
Indirect Bus Tax: Property Tax			\$18,799		
Indirect Bus Tax: Motor Vehicle			\$328		
Indirect Bus Tax: Severance Tax			\$3,294		
Indirect Bus Tax: Other Taxes			\$2,319		
Indirect Bus Tax: S/L NonTaxes			\$1,464		
Corporate Profits Tax					\$0
Personal Tax: Income Tax				\$0	
Personal Tax: NonTaxes (Fines-				\$972	
Personal Tax: Motor Vehicle				\$179	
Personal Tax: Property Taxes				\$131	
Personal Tax: Other Tax				\$53	
Total State and Local Tax	\$1,030	\$0	\$44,305	\$1,335	\$1,392

Table 8 Divers Impact: State and Local Total Tax Impact 2008

Description	Employee Compensation	Proprietor Income	Indirect Business Tax	Households	Corporations
Dividends					\$2,502
Social Ins Tax- Employee	\$335	\$0			
Social Ins Tax- Employer	\$1,442				
Indirect Bus Tax: Sales Tax			\$29,160		
Indirect Bus Tax: Property Tax			\$30,286		
Indirect Bus Tax: Motor Vehicle			\$529		
Indirect Bus Tax: Severance Tax			\$5,307		
Indirect Bus Tax: Other Taxes			\$3,736		
Indirect Bus Tax: S/L NonTaxes			\$2,359		
Corporate Profits Tax					\$0
Personal Tax: Income Tax				\$0	
Personal Tax: NonTaxes (Fines-				\$1,655	
Personal Tax: Motor Vehicle				\$306	
Personal Tax: Property Taxes				\$223	
Personal Tax: Other Tax				\$91	
Total State and Local Tax	\$1,777	\$0	\$71,377	\$2,274	\$2,502

Table 9 Divers Impact: State and Local Total Tax Impact 2009

Description	Employee Compensation	Proprietor Income	Indirect Business Tax	Households	Corporations
Dividends					\$3,708
Social Ins Tax- Employee	\$497	\$0			
Social Ins Tax- Employer	\$2,137				
Indirect Bus Tax: Sales Tax			\$43,204		
Indirect Bus Tax: Property Tax			\$44,872		
Indirect Bus Tax: Motor Vehicle			\$783		
Indirect Bus Tax: Severance Tax			\$7,863		
Indirect Bus Tax: Other Taxes			\$5,535		
Indirect Bus Tax: S/L NonTaxes			\$3,495		
Corporate Profits Tax					\$0
Personal Tax: Income Tax				\$0	
Personal Tax: NonTaxes (Fines-				\$2,452	
Personal Tax: Motor Vehicle				\$453	
Personal Tax: Property Taxes				\$330	
Personal Tax: Other Tax				\$134	
Total State and Local Tax	\$2,634	\$0	\$105,753	\$3,370	\$3,708

Table 10 Divers Impact: State and Local Total Tax Impact 2010

Description	Employee Compensation	Proprietor Income	Indirect Business Tax	Households	Corporations
Dividends					\$2,295
Social Ins Tax- Employee	\$308	\$0			
Social Ins Tax- Employer	\$1,323				
Indirect Bus Tax: Sales Tax			\$26,749		
Indirect Bus Tax: Property Tax			\$27,782		
Indirect Bus Tax: Motor Vehicle			\$485		
Indirect Bus Tax: Severance Tax			\$4,868		
Indirect Bus Tax: Other Taxes			\$3,427		
Indirect Bus Tax: S/L NonTaxes			\$2,164		
Corporate Profits Tax					\$0
Personal Tax: Income Tax				\$0	
Personal Tax: NonTaxes (Fines-				\$1,518	
Personal Tax: Motor Vehicle				\$280	
Personal Tax: Property Taxes				\$205	
Personal Tax: Other Tax				\$83	
Total State and Local Tax	\$1,631	\$0	\$65,476	\$2,086	\$2,295

Table 11 Anglers Impact: Federal Tax Total Impact 2008

Description	Employee Compensation	Proprietor Income	Indirect Business Tax	Households	Corporations
Social Ins Tax- Employee	\$11,968	\$2,324			
Social Ins Tax- Employer	\$12,103				
Indirect Bus Tax: Excise Taxes			\$1,920		
Indirect Bus Tax: Custom Duty			\$894		
Indirect Bus Tax: Fed NonTaxes			\$1,476		
Corporate Profits Tax					\$6,100
Personal Tax: Income Tax				\$10,404	
Total Federal Tax	\$24,070	\$2,324	\$4,290	\$10,404	\$6,100

Table 12 Anglers Impact: Federal Tax Total Impact 2009

Description	Employee Compensation	Proprietor Income	Indirect Business Tax	Households	Corporations
Social Ins Tax- Employee	\$17,578	\$3,413			
Social Ins Tax- Employer	\$17,776				
Indirect Bus Tax: Excise Taxes			\$2,820		
Indirect Bus Tax: Custom Duty			\$1,313		
Indirect Bus Tax: Fed NonTaxes			\$2,168		
Corporate Profits Tax					\$8,960
Personal Tax: Income Tax				\$15,281	
Total Federal Tax	\$35,354	\$3,413	\$6,300	\$15,281	\$8,960

Table 13 Anglers Impact: Federal Tax Total Impact 2010

Description	Employee Compensation	Proprietor Income	Indirect Business Tax	Households	Corporations
Social Ins Tax- Employee	\$10,977	\$2,132			
Social Ins Tax- Employer	\$11,102				
Indirect Bus Tax: Excise Taxes			\$1,761		
Indirect Bus Tax: Custom Duty			\$820		
Indirect Bus Tax: Fed NonTaxes			\$1,354		
Corporate Profits Tax					\$5,596
Personal Tax: Income Tax				\$9,543	
Total Federal Tax	\$22,079	\$2,132	\$3,935	\$9,543	\$5,596

Table 14 Divers Impact: Federal Tax Total Impact 2008

Description	Employee Compensation	Proprietor Income	Indirect Business Tax	Households	Corporations
Social Ins Tax- Employee	\$18,940	\$3,295			
Social Ins Tax- Employer	\$19,154				
Indirect Bus Tax: Excise Taxes			\$2,837		
Indirect Bus Tax: Custom Duty			\$1,321		
Indirect Bus Tax: Fed NonTaxes			\$2,181		
Corporate Profits Tax					\$10,060
Personal Tax: Income Tax				\$16,257	
Total Federal Tax	\$38,094	\$3,295	\$6,339	\$16,257	\$10,060

Table 15 Divers Impact: Federal Tax Total Impact 2009

Description	Employee Compensation	Proprietor Income	Indirect Business Tax	Households	Corporations
Social Ins Tax- Employee	\$31,625	\$5,501			
Social Ins Tax- Employer	\$31,982				
Indirect Bus Tax: Excise Taxes			\$4,737		
Indirect Bus Tax: Custom Duty			\$2,206		
Indirect Bus Tax: Fed NonTaxes			\$3,641		
Corporate Profits Tax					\$16,798
Personal Tax: Income Tax				\$27,144	
Total Federal Tax	\$63,607	\$5,501	\$10,584	\$27,144	\$16,798

Table 16 Divers Impact: Federal Tax Total Impact 2010

Description	Employee Compensation	Proprietor Income	Indirect Business Tax	Households	Corporations
Social Ins Tax- Employee	\$17,374	\$3,022			
Social Ins Tax- Employer	\$17,571				
Indirect Bus Tax: Excise Taxes			\$2,602		
Indirect Bus Tax: Custom Duty			\$1,212		
Indirect Bus Tax: Fed NonTaxes			\$2,001		
Corporate Profits Tax					\$9,229
Personal Tax: Income Tax				\$14,913	
Total Federal Tax	\$34,945	\$3,022	\$5,815	\$14,913	\$9,229

6- DISCUSSION

It is important to distinguish the difference between economic impact and economic benefits. Economic benefits are a measure of increase in users' welfare from a particular attribute, such as an artificial reef. There are a number of different methods to evaluate the benefits of an artificial reef. The most common techniques estimate the demand and the consumer surplus that accrue to the community by using the artificial reef. This study does not aim to do this. Instead we measure the economic impact of the Texas Clipper artificial reef on the local (Cameron County) community. The economic impact tracks the ripple effect of visitors' spending on the local economy as it moves from one local business to the next creating jobs and economic activity.

When conducting economic impact studies the researcher must be cautious not to include local residents, casuals and time-switchers (Crompton 1995). Local residents', in this case those residing in Cameron County, spending does not represent an injection of new money into the economy and should not be included in the estimation. Casuals are non-local residents who visited the Texas Clipper, but who were attracted to the local area by other features. Time-switchers are visitors who have been planning to visit the area but changed their timing to coincide with a particular event. Time-switchers would still have come to the area if the Texas Clipper artificial reef did not exist. Expenditures and incomes generated by these non-local users should not be considered because it cannot be attributed to the Texas Clipper artificial reef.

The economic impact, though at this point small, is a positive one for the local community and particularly for local dives shops. Interviews with local dive shop operators reveal that business has increased significantly since deployment of the Texas Clipper. Although it was initially assumed that fishing would have a greater impact, we find that the Texas Clipper has attracted almost as many divers as anglers. However, the diving impact is greater since divers tend to stay longer and spend more per day than anglers. Most divers are non-local residents; the majority coming from Dallas-Fort Worth, Austin and San Antonio. Divers tend to come in groups, often arranged by dive shops or clubs in their local communities. It seems that the Texas Clipper has created the incentive necessary for divers to visit South Padre Island. Although the interest in diving the Texas Clipper has steadily increased, there is still only a single dive shop on South Padre Island holding an almost virtual monopoly over access and pricing for dive trips. The second shop, located in McAllen, Texas, does not seem to have the same market control.

Although they report taking parties regularly to the Texas Clipper, their boat capacity is almost one-seventh that of the local shop. Left out of this study are divers that visit the Texas Clipper on personal boats because they make up a negligible percentage of divers according to interviews with dive shop operators.

Non-local anglers are coming from surrounding counties. As previously noted, anglers were sampled from Cameron, Hidalgo and Willacy counties. Distance economics and proximity to the fishing site and number of substitute fishing sites dictates that anglers visiting the Texas Clipper will come from the surrounding area. While charter fishing captains state that they do not regularly visit the Texas Clipper with fishing parties, three captains state that they regularly field calls from anglers asking about fishing at the Texas Clipper and its coordinates. They feel that the marketing of the Texas Clipper has had a positive spillover for their businesses. However, they all note that business seems to be down because of the slow economy and weather and that bay fishing, likely due to its affordability relative to deep sea fishing is more popular at this time. An additional constraint is the lack of infrastructure to support boaters in general on South Padre Island. There is no public boat launch or marina. The South Padre Island Development Corporation notes that there is sizeable market segment of non-local boat owners that is not being captured due to a lack of public marinas capable of accommodating large crafts.

There are additional constraints to consider for divers and anglers visiting the Texas Clipper. When the Texas Clipper was deployed, the ship hit the ocean floor and lay on its side. It is difficult to estimate what impact the ship laying on its side has had on the economic impact on the local economy because there is no way to truly reference it. The dive shop operators interviewed did not feel it has had a significant impact on divers' interest in visiting the Texas Clipper. Charter fishing boat captains state that it has had no impact on fishing and the biggest constraints are catch limits and short seasons for prized species such as red snapper.

Another factor that has potentially mitigated the impact of the Texas Clipper on the local economy is the cost of fuel. Dive boat operators have had to add a fuel surcharge to the cost of the dive trip as a measure to offset fuel expenses. Economic theory explains that when prices increase, the demand for goods and services decreases. The magnitude of the decrease will depend on the demand elasticity for the specific goods and services. Recreational activities are

known to be elastic which means an increase in price will result in a more than proportional decrease in quantity demanded. Although charter fishing boat captains do not feel that the fuel cost has impacted anglers, there is ample evidence that increase in prices lowers quantity demanded.

The Texas Clipper artificial reef has a positive impact on the local economy. This study was undertaken at the time of the Great Recession, at a time when oil prices reached an all-time high, during which the Gulf Coast experienced two catastrophic hurricanes and a number of other tropical weather events and algal blooms. Each of these events has surely dampened the economic impact of the Texas Clipper and the results reported here may not reflect its true impact. Combining these results with a study undertaken at a time of economic expansion will provide a more complete picture of the economic impact of the Texas Clipper.

7- LITERATURE CITED

1. Conlon, D. 1982. *Economic Impact of the Seattle Mariners on King County*. Master's Thesis, University of Washington, USA.
2. Crompton, J.L. 1995. Economic Impact Analysis of Sports Facilities and Events: Eleven Sources of Misapplication. *Journal of Sport Management* 9: 14-35.
3. Dean, G., M. Getz, L. Nelson, and J. Siegfried. 1978. The Local Economic Impact of State Parks. *Journal of Leisure Research* 10: 98-111.
4. Ditton, R.B., D.K. Anderson, B.L. Bohnsack, and S.G. Sutton. 1999. 1999 Texas International Fishing Tournament Fishing Tournament: Participants' characteristics, participation in fishing, attitudes, expenditures, and economic impacts. Human Dimensions of Fisheries Laboratory Report #HD-614, Texas A&M University, College Station. 71p.
5. Ditton, R.B. and T.L. Baker. 1999. Demographics, Attitudes, Management Preferences, and Economic Impacts of Sport Divers using Artificial Reefs in Offshore Texas Waters. Department of Wildlife and Fisheries Sciences, Texas A&M University.
6. Ditton, R.B., C.E. Thailing, R. Riechers, and H.R. Osburn. 2001. The economic impacts of sport divers using artificial reefs in Texas offshore waters. Annual Proceedings of the Annual Gulf and Caribbean Fisheries Institute, November, 2000, Biloxi, Mississippi.
7. Ditton, R.B., C. E. Thailing, R. Riechers, and H.R. Osburn. 2002. The Economic Impacts of Sport Divers Using Artificial reefs in Texas Offshore Waters. 53rd Gulf and Caribbean Fisheries Institute, 344-356.
8. Dowling, R.K., and J. Nichol. 2001. The HMAS Swan Artificial Dive Reef. *Annals of Tourism Research*, 28(1):226-229.
9. Fesenmaier, D.R., L. Jones, S. Um and T. Ozuna, Jr. 1989. Assessing the Economic Impact of Outdoor Recreation Travel to the Texas Gulf Coast. *Journal of Travel Research* 28(1):18-23.
10. Forbes, J.D. and W.T. Ziemba. 1971. Estimation of Supermarket Drawing Power: An Extension of Location Theory and Practice. *The Annals of Regional Science* 5(2): 112-125.

11. Hansen, R. 1989. Economic and Fiscal Impacts of the Goodwill Games on the State of Washington, Cities of Seattle, Tacoma, Spokane, Kennewick, and King County. Seattle WA: Seattle Goodwill Games Organizing Committee.
12. Hunter, H.O and S.C. Young. 1985. The Economic Impact of the Bloomsday Run on Spokane. Eastern Washington University: Spokane WA.
13. Johnson, R. L. and Moore, E. 1993. Tourism impact estimation. *Annals of Tourism Research*, 20: 279-288.
14. Leeworthy, V. and P. Wiley. 2002. Socioeconomic Impact Analysis of Marine Reserve Alternatives for the Channel Islands Marine Sanctuary. National Oceanic and Atmospheric Administration. www.marineconomics.noaa.gov
15. Leontief, W. 1986. Input-output economics, 2nd edit. New York: Oxford University Press.
16. Liu, J. and Var, T. 1982. Differential Multipliers for the Accommodation Sector. *Tourism Management* September: 177-187.
17. Loomis, J.B. 1989. Estimating the Economic Activity and Value from Public Parks and Outdoor Recreation Areas in California. *Journal of Parks and Recreation Administration* 7(2): 56-65.
18. Miller, R.E. and P.D. Blair 1985. Input-Output Analysis: Foundations and Extensions. Englewood Cliffs, MJ: Prentice-Hall.
19. Pendleton, L.H. 2005. Understanding the Potential Economic Impacts of Sinking Ships for SCUBA Recreation. *Marine Technology Society Journal*, 39(2): 47-52.
20. Pomeroy, R.s., M. Uysal, And A. Lamberte. 1988. An Input-Output Analysis of South Carolina's Economy: With Special Reference to coastal Tourism and Recreation.
21. Richardson, H.W. 1979. Regional Economics. Urbana, IL: University of Illinois Press.
22. Robison, M.H. 1989. Economic Impact Assessment of the Proposed Valbois Ski Resort in Valley County, Idaho. Park City, UT: Sear-Brown Group.
23. Schumacher, H. and Schillak, L. 1994. Integrated electrochemical and biogenic deposition of hard material – a nature-like colonization substrate. *Bull. Mar. Sci.* 55: 672–679.
24. Stoll, J.R., J.C. Bergstrom and L.L. Jones. 1988. Recreational Boating and its Economic Impact in Texas. *Leisure Sciences* 10: 51-67.

25. Stynes, D.J. 1997. Economic Impact of Tourism. Michigan State University. URL: <http://www.msu.edu/course/prr/840/econimpact/index.htm>
26. Tanyeri-Abur, A.L. Jones, and H. Jiang. 1998. Economic impacts of recreational activities and commercial fishing on the Texas Gulf coast: Executive summary. Report prepared for the Texas Water Development Board, Austin.
27. Tseng, Y.P., N.R. Wobler, and R.B. Ditton. 2006. Demographics, participation, attitudes, and management preferences of Texas anglers. Texas A&M University, Human Dimensions of fisheries Research Laboratory Technical Document HD-624, College Station, 90p.
28. U.S. Department of the Interior, Fish and Wildlife Service, and U.S. Department of Commerce, U.S. Census Bureau. 2007. 2006 National Survey of Fishing, Hunting, and Wildlife-Associated Recreation.
29. Wobler, N.R., and R.B. Ditton. 2007. A baseline assessment of the South Padre Island charter fishing and diving industry: Pre-deployment of the Texas Clipper artificial reef. Report prepared for the Coastal Fisheries Division, Texas Parks and Wildlife Department. Human Dimensions of Fisheries Research Laboratory Report HD-633. Texas A&M University – College Station.
30. Youde, J.G. 1986. Economic Impacts of Fairs on the Washington State Economy. Olympia, WA: Washington Department of Agriculture.

APPENDIX

Survey Instruments

Anglers

In this first set of questions, we would like to ask you about your typical fishing experiences. Please check the boxes or fill in the answers where indicated. Please include as a fishing trip any time you go fishing.

1. Do you regularly take fishing trips outside your county of residence?

- Often Sometimes Never

2. If you reside outside of Texas, have you traveled to Texas *primarily* for a fishing trip?

3. How many years of fishing experience do you have? _____

4. In a typical year, how many fishing trips do you take in each of the given months?

<i>JAN</i>	<i>FEB</i>	<i>MAR</i>	<i>APRIL</i>	<i>MAY</i>	<i>JUNE</i>	<i>JULY</i>	<i>AUG</i>	<i>SEP</i>	<i>OCT</i>	<i>NOV</i>	<i>DEC</i>

5. On an average trip, how many fishing sites do you visit? _____

6. Do other people usually go with you on a fishing trip?

- Yes No

If yes, how many _____ (not including yourself).

7. Do all the members of your party participate in fishing?

- Often Sometimes Never

8. Do you and/or other members of your fishing party participate in activities other than fishing during these trips?

Yes No

9. If yes, please check all that apply below.

- Swimming Boating Shopping Relaxing
 Wildlife watching Other _____

10. Please list, in order of frequency of your visits, the names of the five places where you most often fish and their estimated average distance from your home.

Fishing site	Distance from home
1.	
2.	
3.	
4.	
5.	

11. On average, how long do you stay on each trip? _____ hours _____ days

In this section, we would like to ask you questions related to your visit to the South Padre Island/Port Isabel area. Please check the boxes or fill in the answers where indicated.

12. What was the main purpose in traveling to South Padre Island?

- Business (skip to question 17)
 Leisure

13. What was the reason for choosing South Padre Island as your leisure destination?

- Fish at the Texas Clipper
 Fish at any destination (skip to question 15)
 Other, please specify (skip to question 17) _____

14. Would you still have come to South Padre Island if fishing at the Texas Clipper were not an option?

- Yes No

15. When fishing in South Padre Island, do you mostly fish from the shoreline or a boat?

- Shoreline (skip to 17)
 Boat (Bay-fishing) (skip to 17)
 Boat (Deep-sea fishing)

16. How many miles do you usually travel off-shore when deep-sea fishing?

_____ miles

17. What means of transportation did you use to arrive at South Padre Island?

- Air
 Personal vehicle
 Rental vehicle
 Other (please specify) _____

18. How many people traveled with you to South Padre Island?

_____ people

19. Including yourself, how many of these people went on the fishing trip?

_____ people

20. How many nights were you away from home on this trip?

_____ nights (if this is a day trip write 0 and skip to question 21)

21. Where did you stay?

- South Padre Island Port Isabel
 Brownsville Los Fresnos

Other (please specify) _____

22. What type of accommodations did you use?

- Hotel/Motel Private home
 Rental apartment/condo Bed & breakfast
 Second home Campground
 Other (please specify) _____

23. Approximately how many fishing trips did you take during the previous 12 months?

24. Of these trips, how many were in saltwater? _____

25. How did you first hear about fishing the Texas Clipper?

- Magazine
 Fishing Boat Operator
 Fishing Store
 Internet
 Texas Parks and Wildlife Department
 Friend
 Other (please specify) _____
 Never heard of it before

26. Thinking about your vacation/trip to South Padre Island, how much did your entire party spend on the following items. Please fill in the dollar amounts that best apply towards each item.

Lodging: _____ Food: _____
Beverages: _____ Attractions: _____
Shopping: _____ Transportation: _____
Dive trip: _____ Other: _____

Now we would like to ask a few questions about you. These questions will be used for statistical

purposes only, and your personal information will not be shared with anyone.

27. Where do you reside? County _____ State _____ Zip _____

28. What is your age? _____

29. What is your gender? M F

30. Race/Ethnicity:

- White
- Black
- Hispanic or Latino
- Other (please state) _____

31. What is the highest level of education you have completed?

- Less than HS diploma
- Completed high school
- Some college
- Completed college
- Advanced degree

32. What is your approximate household income before taxes?

- Under \$40,000
- \$40,000 to \$49,999
- \$50,000 to \$59,999
- \$60,000 to \$69,999
- \$70,000 to \$79,999
- \$80,000 to \$89,000
- \$90,000 to \$99,000
- \$100,000 or more

33. Do you belong to any fishing clubs or organizations?

Please list:

34. Would you be willing to participate in a telephone interview to further discuss your experience fishing the Texas Clipper?

Yes (please fill out contact card and return with survey)

No

We appreciate your help!

This survey is being conducted to study the economic impact of the Texas Clipper artificial reef on South Padre Island. The information you provide will remain strictly confidential and you will not be identified with your answers. Your cooperation will help us to determine the success and future of the artificial reef program in Texas. Please return the completed survey in the provided stamped envelope.

Divers

In this first set of questions, we would like to ask you about your typical diving experiences.

Please check the boxes or fill in the answers where indicated. Please include as a diving trip any time you go diving.

1- Do you regularly take diving trips outside your county of residence?

- Often Sometimes Never

2- If you reside outside of Texas, have you traveled to Texas *primarily* for a diving trip?

3- How many years of diving experience do you have? _____

4- In a typical year, how many diving trips do you take in each of the given months?

<i>JAN</i>	<i>FEB</i>	<i>MAR</i>	<i>APRIL</i>	<i>MAY</i>	<i>JUNE</i>	<i>JULY</i>	<i>AUG</i>	<i>SEP</i>	<i>OCT</i>	<i>NOV</i>	<i>DEC</i>

5- On an average trip, how many diving sites do you visit? _____

6- Do other people usually go with you on a diving trip?

- Yes No

If yes, how many _____ (not including yourself).

7- Do all the members of your party participate in diving?

- Often Sometimes Never

8- Do you and/or other members of your diving party participate in activities other than diving during these trips?

- Yes No

9- If yes, please check all that apply below.

- Swimming Boating Shopping Relaxing
 Wildlife watching Other _____

10- Please list, in order of frequency of your visits, the names of the five places where you most often dive and their estimated average distance from your home.

Diving site	Distance from home
1.	
2.	
3.	
4.	
5.	

11- On average, how long do you stay on each trip? _____ hours _____ days

In this section, we would like to ask you questions related to your visit to the South Padre Island/Port Isabel area. Please check the boxes or fill in the answers where indicated.

12- What was the main purpose in traveling to South Padre Island?

- Business (skip to question 4)
 Leisure

13- What was the reason for choosing South Padre Island as your leisure destination?

- Dive at the Texas Clipper
 Dive at any destination (skip to question 4)
 Other, please specify (skip to question 4)

14- Would you still have come to South Padre Island if diving at the Texas Clipper were not an option?

Yes No

15- What means of transportation did you use to arrive at South Padre Island?

Air

Personal vehicle

Rental vehicle

Other (please specify) _____

16- How many people traveled with you to South Padre Island?

_____ people

17- Including yourself, how many of these people are on this diving trip?

_____ people

18- How many nights do you plan to be away from home on this trip?

_____ nights (if this is a day trip write 0 and skip to question 10)

19- Where are you staying?

South Padre Island Port Isabel

Brownsville Los Fresnos

Other (please specify) _____

20- What type of accommodations are you using?

Hotel/Motel Private home

Rental apartment/condo Bed & breakfast

Second home Campground

Other (please specify) _____

21- Approximately how many diving trips did you take during the previous 12 months?

22- Of these trips, how many were in saltwater? _____

23- Where else do you dive? (check all that apply)

Texas Florida Caribbean Mexico other _____

24- How did you first hear about diving the Texas Clipper?

Magazine

Dive Operator

Dive Store

Internet

Texas Parks and Wildlife Department

Friend

Other (please specify) _____

Never heard of it before

25- Thinking about your vacation/trip to South Padre Island, how much will your entire party spend on the following items. Please fill in the dollar amounts that best apply towards each item.

Lodging: _____ Food: _____

Beverages: _____ Attractions: _____

Shopping: _____ Transportation: _____

Dive trip: _____ Other: _____

Now we would like to ask a few questions about you. These questions will be used for statistical purposes only, and your personal information will not be shared with anyone.

26- Where do you reside? County _____ State _____ Zip _____

27- What is your age? _____

28- What is your gender? M F

29- Race/Ethnicity:

White

Black

Hispanic or Latino

Other (please state) _____

30- What is the highest level of education you have completed?

Less than HS diploma

Completed high school

Some college

Completed college

Advanced degree

31- What is your approximate household income before taxes?

Under \$40,000

\$40,000 to \$49,999

\$50,000 to \$59,999

\$60,000 to \$69,999

\$70,000 to \$79,999

\$80,000 to \$89,000

\$90,000 to \$99,000

\$100,000 or more

32- Do you belong to any diving clubs or organizations?

Please list:

33- Would you be willing to participate in a telephone interview to further discuss your experience diving the Texas Clipper?

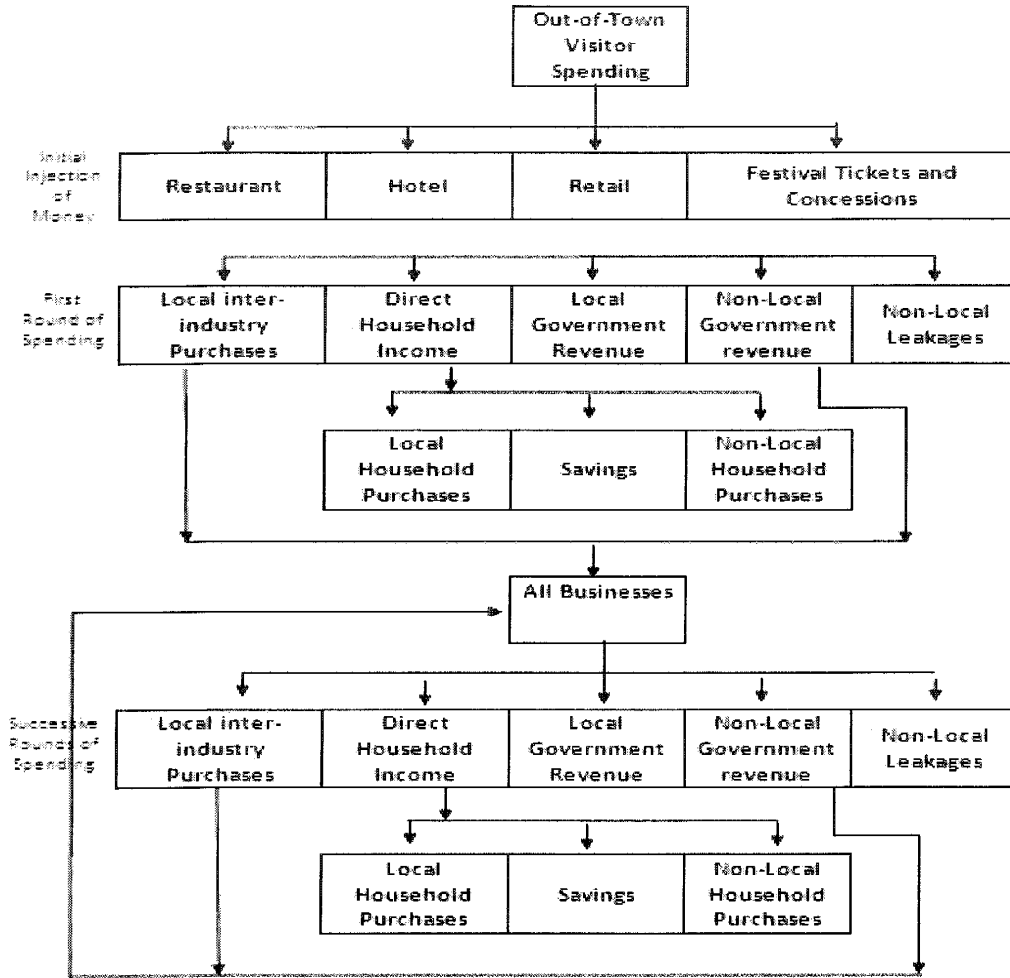
Yes (please fill out contact card and return to your captain)

No

Example of Typical Impact from Visitors

The following example illustrated in Figure 1A (Liu and Var 1982) shows the economic impact of visitors on a community. Visitors spend their money at four different types of establishments in the community. This initial expenditure represents the direct economic impact on the community (first round of spending). Figure 2 shows five different ways in which these establishments can disburse the money they received. The restaurant is used to demonstrate the process, but the pattern is identical for each establishment. A visitor's expenditure on a restaurant meal is initially the restaurant owner's revenue. A portion of this revenue will be used to pay for all the resources (labor, produce, equipment, and building) used to produce the meal, and the remaining portion will become the restaurant owner's income. Part of the restaurant revenue will leak out of the local economy if some of the resources are purchased from other regions. The portion that remains in the region will circulate through the different sectors of the economy stimulating demand for goods and services, some of which are produced locally and some of which are imported from other regions. The imports represent the leakages that the region's economy experiences and eventually affects the magnitude of the economic impact through the multiplier effect. In Figure 1A, three local depositories of funds receive the money that did not leak out of the local economy in the first round (and in successive rounds). The money will continue to be spent in these five ways. This spending will go through many round as it trickle through the local economy, with portions of it leaking out each round until it declines to a negligible amount.

Figure 1A: Measuring Visitors Economic Impact



The income generated by the initial expenditure and the subsequent rounds of spending that follow cause more revenues, expenditures, employment and incomes to be generated across the economy. These successive rounds of economic activity represent the indirect impacts. The share of household income, which is spent locally, represents the induced impacts. Induced impacts are the increase in economic activity generated by local consumption due to increases in households' income.

Impact Results

Table 5A Anglers Impact: State and Local Tax Direct Impact 2008

Description	Employee Compensation	Proprietor Income	Indirect Business Tax	Households	Corporations
Dividends					\$1,015
Social Ins Tax- Employee	\$157	\$0			
Social Ins Tax- Employer	\$676				
Indirect Bus Tax: Sales Tax			\$15,384		
Indirect Bus Tax: Property Tax			\$15,978		
Indirect Bus Tax: Motor Vehicle			\$279		
Indirect Bus Tax: Severance Tax			\$2,800		
Indirect Bus Tax: Other Taxes			\$1,971		
Indirect Bus Tax: S/L NonTaxes			\$1,245		
Corporate Profits Tax					\$0
Personal Tax: Income Tax				\$0	
Personal Tax: NonTaxes (Fines-				\$769	
Personal Tax: Motor Vehicle				\$142	
Personal Tax: Property Taxes				\$104	
Personal Tax: Other Tax				\$42	
Total State and Local Tax	\$833	\$0	\$37,656	\$1,057	\$1,015

Table 6A Anglers Impact: State and Local Tax Direct Impact 2009

Description	Employee Compensation	Proprietor Income	Indirect Business Tax	Households	Corporations
Dividends					\$1,491
Social Ins Tax- Employee	\$231	\$0			
Social Ins Tax- Employer	\$993				
Indirect Bus Tax: Sales Tax			\$22,595		
Indirect Bus Tax: Property Tax			\$23,468		
Indirect Bus Tax: Motor Vehicle			\$410		
Indirect Bus Tax: Severance Tax			\$4,112		
Indirect Bus Tax: Other Taxes			\$2,895		
Indirect Bus Tax: S/L NonTaxes			\$1,828		
Corporate Profits Tax					\$0
Personal Tax: Income Tax				\$0	
Personal Tax: NonTaxes (Fines-				\$1,130	
Personal Tax: Motor Vehicle				\$209	
Personal Tax: Property Taxes				\$152	
Personal Tax: Other Tax				\$62	
Total State and Local Tax	\$1,223	\$0	\$55,308	\$1,552	\$1,491

Table 7A Anglers Impact: State and Local Tax Direct Impact 2010

Description	Employee Compensation	Proprietor Income	Indirect Business Tax	Households	Corporations
Dividends	\$8,140	\$1,313			
Social Ins Tax- Employee	\$8,232				
Social Ins Tax- Employer			\$1,373		
Indirect Bus Tax: Sales Tax			\$639		
Indirect Bus Tax: Property Tax			\$1,055		
Indirect Bus Tax: Motor Vehicle					\$3,742
Indirect Bus Tax: Severance Tax				\$6,930	
Indirect Bus Tax: Other Taxes	\$16,371	\$1,313	\$3,067	\$6,930	\$3,742
Indirect Bus Tax: S/L NonTaxes	\$8,140	\$1,313			
Corporate Profits Tax	\$8,232				
Personal Tax: Income Tax			\$1,373		
Personal Tax: NonTaxes (Fines-			\$639		
Personal Tax: Motor Vehicle			\$1,055		
Personal Tax: Property Taxes					\$3,742
Personal Tax: Other Tax				\$6,930	
Total State and Local Tax	\$16,371	\$1,313	\$3,067	\$6,930	\$3,742

Table 5B Anglers Impact: State and Local Tax Indirect Impact 2008

Description	Employee Compensation	Proprietor Income	Indirect Business Tax	Households	Corporations
Dividends					\$272
Social Ins Tax- Employee	\$32	\$0			
Social Ins Tax- Employer	\$137				
Indirect Bus Tax: Sales Tax			\$2,162		
Indirect Bus Tax: Property Tax			\$2,246		
Indirect Bus Tax: Motor Vehicle			\$39		
Indirect Bus Tax: Severance Tax			\$394		
Indirect Bus Tax: Other Taxes			\$277		
Indirect Bus Tax: S/L NonTaxes			\$175		
Corporate Profits Tax					\$0
Personal Tax: Income Tax				\$0	
Personal Tax: NonTaxes (Fines-				\$173	
Personal Tax: Motor Vehicle				\$32	
Personal Tax: Property Taxes				\$23	
Personal Tax: Other Tax				\$9	
Total State and Local Tax	\$169	\$0	\$5,293	\$238	\$272

Table 6B Anglers Impact: State and Local Tax Indirect Impact 2009

Description	Employee Compensation	Proprietor Income	Indirect Business Tax	Households	Corporations
Dividends					\$399
Social Ins Tax- Employee	\$47	\$0			
Social Ins Tax- Employer	\$202				
Indirect Bus Tax: Sales Tax			\$3,176		
Indirect Bus Tax: Property Tax			\$3,298		
Indirect Bus Tax: Motor Vehicle			\$58		
Indirect Bus Tax: Severance Tax			\$578		
Indirect Bus Tax: Other Taxes			\$407		
Indirect Bus Tax: S/L NonTaxes			\$257		
Corporate Profits Tax					\$0
Personal Tax: Income Tax				\$0	
Personal Tax: NonTaxes (Fines-				\$254	
Personal Tax: Motor Vehicle				\$47	
Personal Tax: Property Taxes				\$34	
Personal Tax: Other Tax				\$14	
Total State and Local Tax	\$249	\$0	\$7,774	\$349	\$399

Table 7B Anglers Impact: State and Local Tax Indirect Impact 2010

Description	Employee Compensation	Proprietor Income	Indirect Business Tax	Households	Corporations
Dividends					\$249
Social Ins Tax- Employee	\$29	\$0			
Social Ins Tax- Employer	\$126				
Indirect Bus Tax: Sales Tax			\$1,983		
Indirect Bus Tax: Property Tax			\$2,060		
Indirect Bus Tax: Motor Vehicle			\$36		
Indirect Bus Tax: Severance Tax			\$361		
Indirect Bus Tax: Other Taxes			\$254		
Indirect Bus Tax: S/L NonTaxes			\$160		
Corporate Profits Tax					\$0
Personal Tax: Income Tax				\$0	
Personal Tax: NonTaxes (Fines-				\$159	
Personal Tax: Motor Vehicle				\$29	
Personal Tax: Property Taxes				\$21	
Personal Tax: Other Tax				\$9	
Total State and Local Tax	\$155	\$0	\$4,855	\$218	\$249

Table 5C Anglers Impact: State and Local Induced Tax Impact 2008

Description	Employee Compensation	Proprietor Income	Indirect Business Tax	Households	Corporations
Dividends					\$231
Social Ins Tax- Employee	\$23	\$0			
Social Ins Tax- Employer	\$98				
Indirect Bus Tax: Sales Tax			\$2,187		
Indirect Bus Tax: Property Tax			\$2,271		
Indirect Bus Tax: Motor Vehicle			\$40		
Indirect Bus Tax: Severance Tax			\$398		
Indirect Bus Tax: Other Taxes			\$280		
Indirect Bus Tax: S/L NonTaxes			\$177		
Corporate Profits Tax					\$0
Personal Tax: Income Tax				\$0	
Personal Tax: NonTaxes (Fines-				\$117	
Personal Tax: Motor Vehicle				\$22	
Personal Tax: Property Taxes				\$16	
Personal Tax: Other Tax				\$6	
Total State and Local Tax	\$121	\$0	\$5,353	\$161	\$231

Table 6C Anglers Impact: State and Local Induced Tax Impact 2009

Description	Employee Compensation	Proprietor Income	Indirect Business Tax	Households	Corporations
Dividends					\$339
Social Ins Tax- Employee	\$33	\$0			
Social Ins Tax- Employer	\$144				
Indirect Bus Tax: Sales Tax			\$3,212		
Indirect Bus Tax: Property Tax			\$3,336		
Indirect Bus Tax: Motor Vehicle			\$58		
Indirect Bus Tax: Severance Tax			\$585		
Indirect Bus Tax: Other Taxes			\$411		
Indirect Bus Tax: S/L NonTaxes			\$260		
Corporate Profits Tax					\$0
Personal Tax: Income Tax				\$0	
Personal Tax: NonTaxes (Fines-				\$172	
Personal Tax: Motor Vehicle				\$32	
Personal Tax: Property Taxes				\$23	
Personal Tax: Other Tax				\$9	
Total State and Local Tax	\$178	\$0	\$7,862	\$236	\$339

Table 7C Anglers Impact: State and Local Induced Tax Impact 2010

Description	Employee Compensation	Proprietor Income	Indirect Business Tax	Households	Corporations
Dividends					\$212
Social Ins Tax- Employee	\$21	\$0			
Social Ins Tax- Employer	\$90				
Indirect Bus Tax: Sales Tax			\$2,006		
Indirect Bus Tax: Property Tax			\$2,083		
Indirect Bus Tax: Motor Vehicle			\$36		
Indirect Bus Tax: Severance Tax			\$365		
Indirect Bus Tax: Other Taxes			\$257		
Indirect Bus Tax: S/L NonTaxes			\$162		
Corporate Profits Tax					\$0
Personal Tax: Income Tax				\$0	
Personal Tax: NonTaxes (Fines-				\$107	
Personal Tax: Motor Vehicle				\$20	
Personal Tax: Property Taxes				\$14	
Personal Tax: Other Tax				\$6	
Total State and Local Tax	\$111	\$0	\$4,910	\$147	\$212

Table 11A Anglers Impact: Federal Tax Direct Impact 2008

Description	Employee Compensation	Proprietor Income	Indirect Business Tax	Households	Corporations
Social Ins Tax- Employee	\$8,874	\$1,431			
Social Ins Tax- Employer	\$8,974				
Indirect Bus Tax: Excise Taxes			\$1,497		
Indirect Bus Tax: Custom Duty			\$697		
Indirect Bus Tax: Fed NonTaxes			\$1,151		
Corporate Profits Tax					\$4,080
Personal Tax: Income Tax				\$7,555	
Total Federal Tax	\$17,848	\$1,431	\$3,344	\$7,555	\$4,080

Table 12A Anglers Impact: Federal Tax Direct Impact 2009

Description	Employee Compensation	Proprietor Income	Indirect Business Tax	Households	Corporations
Social Ins Tax- Employee	\$13,034	\$2,102			
Social Ins Tax- Employer	\$13,181				
Indirect Bus Tax: Excise Taxes			\$2,198		
Indirect Bus Tax: Custom Duty			\$1,024		
Indirect Bus Tax: Fed NonTaxes			\$1,690		
Corporate Profits Tax					\$5,992
Personal Tax: Income Tax				\$11,097	
Total Federal Tax	\$26,215	\$2,102	\$4,912	\$11,097	\$5,992

Table 13A Anglers Impact: Federal Tax Direct Impact 2010

Description	Employee Compensation	Proprietor Income	Indirect Business Tax	Households	Corporations
Social Ins Tax- Employee	\$8,140	\$1,313			
Social Ins Tax- Employer	\$8,232				
Indirect Bus Tax: Excise Taxes			\$1,373		
Indirect Bus Tax: Custom Duty			\$639		
Indirect Bus Tax: Fed NonTaxes			\$1,055		
Corporate Profits Tax					\$3,742
Personal Tax: Income Tax				\$6,930	
Total Federal Tax	\$16,371	\$1,313	\$3,067	\$6,930	\$3,742

Table 11B Anglers Impact: Federal Tax indirect Impact 2008

Description	Employee Compensation	Proprietor Income	Indirect Business Tax	Households	Corporations
Social Ins Tax- Employee	\$1,805	\$591			
Social Ins Tax- Employer	\$1,826				
Indirect Bus Tax: Excise Taxes			\$210		
Indirect Bus Tax: Custom Duty			\$98		
Indirect Bus Tax: Fed NonTaxes			\$162		
Corporate Profits Tax					\$1,093
Personal Tax: Income Tax				\$1,701	
Total Federal Tax	\$3,631	\$591	\$470	\$1,701	\$1,093

Table 12B Anglers Impact: Federal Tax indirect Impact 2009

Description	Employee Compensation	Proprietor Income	Indirect Business Tax	Households	Corporations
Social Ins Tax- Employee	\$2,652	\$868			
Social Ins Tax- Employer	\$2,682				
Indirect Bus Tax: Excise Taxes			\$309		
Indirect Bus Tax: Custom Duty			\$144		
Indirect Bus Tax: Fed NonTaxes			\$238		
Corporate Profits Tax					\$1,606
Personal Tax: Income Tax				\$2,498	
Total Federal Tax	\$5,333	\$868	\$690	\$2,498	\$1,606

Table 13B Anglers Impact: Federal Tax indirect Impact 2010

Description	Employee Compensation	Proprietor Income	Indirect Business Tax	Households	Corporations
Social Ins Tax- Employee	\$1,656	\$542			
Social Ins Tax- Employer	\$1,675				
Indirect Bus Tax: Excise Taxes			\$193		
Indirect Bus Tax: Custom Duty			\$90		
Indirect Bus Tax: Fed NonTaxes			\$148		
Corporate Profits Tax					\$1,003
Personal Tax: Income Tax				\$1,560	
Total Federal Tax	\$3,331	\$542	\$431	\$1,560	\$1,003

Table 11C Anglers Impact: Federal Tax induced Impact 2008

Description	Employee Compensation	Proprietor Income	Indirect Business Tax	Households	Corporations
Social Ins Tax- Employee	\$1,288	\$301			
Social Ins Tax- Employer	\$1,303				
Indirect Bus Tax: Excise Taxes			\$213		
Indirect Bus Tax: Custom Duty			\$99		
Indirect Bus Tax: Fed NonTaxes			\$164		
Corporate Profits Tax					\$927
Personal Tax: Income Tax				\$1,148	
Total Federal Tax	\$2,591	\$301	\$475	\$1,148	\$927

Table 12C Anglers Impact: Federal Tax induced Impact 2009

Description	Employee Compensation	Proprietor Income	Indirect Business Tax	Households	Corporations
Social Ins Tax- Employee	\$1,892	\$443			
Social Ins Tax- Employer	\$1,914				
Indirect Bus Tax: Excise Taxes			\$312		
Indirect Bus Tax: Custom Duty			\$146		
Indirect Bus Tax: Fed NonTaxes			\$240		
Corporate Profits Tax					\$1,362
Personal Tax: Income Tax				\$1,686	
Total Federal Tax	\$3,806	\$443	\$698	\$1,686	\$1,362

Table 13C Anglers Impact: Federal Tax induced Impact 2010

Description	Employee Compensation	Proprietor Income	Indirect Business Tax	Households	Corporations
Social Ins Tax- Employee	\$1,182	\$276			
Social Ins Tax- Employer	\$1,195				
Indirect Bus Tax: Excise Taxes			\$195		
Indirect Bus Tax: Custom Duty			\$91		
Indirect Bus Tax: Fed NonTaxes			\$150		
Corporate Profits Tax					\$851
Personal Tax: Income Tax				\$1,053	
Total Federal Tax	\$2,377	\$276	\$436	\$1,053	\$851

Table 8A Divers Impact: State and Local Tax Direct Impact 2008

Description	Employee Compensation	Proprietor Income	Indirect Business Tax	Households	Corporations
Dividends					\$1,650
Social Ins Tax- Employee	\$243	\$0			
Social Ins Tax- Employer	\$1,046				
Indirect Bus Tax: Sales Tax			\$21,824		
Indirect Bus Tax: Property Tax			\$22,667		
Indirect Bus Tax: Motor Vehicle			\$396		
Indirect Bus Tax: Severance Tax			\$3,972		
Indirect Bus Tax: Other Taxes			\$2,796		
Indirect Bus Tax: S/L NonTaxes			\$1,766		
Corporate Profits Tax					\$0
Personal Tax: Income Tax				\$0	
Personal Tax: NonTaxes (Fines-				\$1,165	
Personal Tax: Motor Vehicle				\$215	
Personal Tax: Property Taxes				\$157	
Personal Tax: Other Tax				\$64	
Total State and Local Tax	\$1,289	\$0	\$53,421	\$1,601	\$1,650

Table 9A Divers Impact: State and Local Tax Direct Impact 2009

Description	Employee Compensation	Proprietor Income	Indirect Business Tax	Households	Corporations
Dividends					\$2,444
Social Ins Tax- Employee	\$360	\$0			
Social Ins Tax- Employer	\$1,550				
Indirect Bus Tax: Sales Tax			\$32,335		
Indirect Bus Tax: Property Tax			\$33,584		
Indirect Bus Tax: Motor Vehicle			\$586		
Indirect Bus Tax: Severance Tax			\$5,885		
Indirect Bus Tax: Other Taxes			\$4,143		
Indirect Bus Tax: S/L NonTaxes			\$2,616		
Corporate Profits Tax					\$0
Personal Tax: Income Tax				\$0	
Personal Tax: NonTaxes (Fines-				\$1,726	
Personal Tax: Motor Vehicle				\$319	
Personal Tax: Property Taxes				\$233	
Personal Tax: Other Tax				\$94	
Total State and Local Tax	\$1,910	\$0	\$79,150	\$2,372	\$2,444

Table 10A Divers Impact: State and Local Tax Direct Impact 2010

Description	Employee Compensation	Proprietor Income	Indirect Business Tax	Households	Corporations
Dividends					\$1,513
Social Ins Tax- Employee	\$223	\$0			
Social Ins Tax- Employer	\$959				
Indirect Bus Tax: Sales Tax			\$20,020		
Indirect Bus Tax: Property Tax			\$20,793		
Indirect Bus Tax: Motor Vehicle			\$363		
Indirect Bus Tax: Severance Tax			\$3,644		
Indirect Bus Tax: Other Taxes			\$2,565		
Indirect Bus Tax: S/L NonTaxes			\$1,620		
Corporate Profits Tax					\$0
Personal Tax: Income Tax				\$0	
Personal Tax: NonTaxes (Fines-				\$1,069	
Personal Tax: Motor Vehicle				\$197	
Personal Tax: Property Taxes				\$144	
Personal Tax: Other Tax				\$58	
Total State and Local Tax	\$1,182	\$0	\$49,005	\$1,468	\$1,513

Table 8B Divers Impact: State and Local Tax Indirect Impact 2008

Description	Employee Compensation	Proprietor Income	Indirect Business Tax	Households	Corporations
Dividends					\$492
Social Ins Tax- Employee	\$56	\$0			
Social Ins Tax- Employer	\$243				
Indirect Bus Tax: Sales Tax			\$3,919		
Indirect Bus Tax: Property Tax			\$4,071		
Indirect Bus Tax: Motor Vehicle			\$71		
Indirect Bus Tax: Severance Tax			\$713		
Indirect Bus Tax: Other Taxes			\$502		
Indirect Bus Tax: S/L NonTaxes			\$317		
Corporate Profits Tax					\$0
Personal Tax: Income Tax				\$0	
Personal Tax: NonTaxes (Fines-				\$307	
Personal Tax: Motor Vehicle				\$57	
Personal Tax: Property Taxes				\$41	
Personal Tax: Other Tax				\$17	
Total State and Local Tax	\$300	\$0	\$9,594	\$422	\$492

Table 9B Divers Impact: State and Local Tax Indirect Impact 2009

Description	Employee Compensation	Proprietor Income	Indirect Business Tax	Households	Corporations
Dividends					\$729
Social Ins Tax- Employee	\$84	\$0			
Social Ins Tax- Employer	\$360				
Indirect Bus Tax: Sales Tax			\$5,807		
Indirect Bus Tax: Property Tax			\$6,031		
Indirect Bus Tax: Motor Vehicle			\$105		
Indirect Bus Tax: Severance Tax			\$1,057		
Indirect Bus Tax: Other Taxes			\$744		
Indirect Bus Tax: S/L NonTaxes			\$470		
Corporate Profits Tax					\$0
Personal Tax: Income Tax				\$0	
Personal Tax: NonTaxes (Fines-				\$455	
Personal Tax: Motor Vehicle				\$84	
Personal Tax: Property Taxes				\$61	
Personal Tax: Other Tax				\$25	
Total State and Local Tax	\$444	\$0	\$14,214	\$626	\$729

Table 10B Divers Impact: State and Local Tax Indirect Impact 2010

Description	Employee Compensation	Proprietor Income	Indirect Business Tax	Households	Corporations
Dividends					\$452
Social Ins Tax- Employee	\$52	\$0			
Social Ins Tax- Employer	\$223				
Indirect Bus Tax: Sales Tax			\$3,595		
Indirect Bus Tax: Property Tax			\$3,734		
Indirect Bus Tax: Motor Vehicle			\$65		
Indirect Bus Tax: Severance Tax			\$654		
Indirect Bus Tax: Other Taxes			\$461		
Indirect Bus Tax: S/L NonTaxes			\$291		
Corporate Profits Tax					\$0
Personal Tax: Income Tax				\$0	
Personal Tax: NonTaxes (Fines-				\$282	
Personal Tax: Motor Vehicle				\$52	
Personal Tax: Property Taxes				\$38	
Personal Tax: Other Tax				\$15	
Total State and Local Tax	\$275	\$0	\$8,800	\$387	\$452

Table 8C Divers Impact: State and Local Induced Tax Impact 2008

Description	Employee Compensation	Proprietor Income	Indirect Business Tax	Households	Corporations
Dividends					\$360
Social Ins Tax- Employee	\$36	\$0			
Social Ins Tax- Employer	\$153				
Indirect Bus Tax: Sales Tax			\$3,416		
Indirect Bus Tax: Property Tax			\$3,548		
Indirect Bus Tax: Motor Vehicle			\$62		
Indirect Bus Tax: Severance Tax			\$622		
Indirect Bus Tax: Other Taxes			\$438		
Indirect Bus Tax: S/L NonTaxes			\$276		
Corporate Profits Tax					\$0
Personal Tax: Income Tax				\$0	
Personal Tax: NonTaxes (Fines-				\$183	
Personal Tax: Motor Vehicle				\$34	
Personal Tax: Property Taxes				\$25	
Personal Tax: Other Tax				\$10	
Total State and Local Tax	\$189	\$0	\$8,362	\$251	\$360

Table 9C Divers Impact: State and Local Induced Tax Impact 2009

Description	Employee Compensation	Proprietor Income	Indirect Business Tax	Households	Corporations
Dividends					\$534
Social Ins Tax- Employee	\$53	\$0			
Social Ins Tax- Employer	\$227				
Indirect Bus Tax: Sales Tax			\$5,061		
Indirect Bus Tax: Property Tax			\$5,257		
Indirect Bus Tax: Motor Vehicle			\$92		
Indirect Bus Tax: Severance Tax			\$921		
Indirect Bus Tax: Other Taxes			\$648		
Indirect Bus Tax: S/L NonTaxes			\$410		
Corporate Profits Tax					\$0
Personal Tax: Income Tax				\$0	
Personal Tax: NonTaxes (Fines-				\$271	
Personal Tax: Motor Vehicle				\$50	
Personal Tax: Property Taxes				\$36	
Personal Tax: Other Tax				\$15	
Total State and Local Tax	\$280	\$0	\$12,389	\$372	\$534

Table 10C Divers Impact: State and Local Induced Tax Impact 2010

Description	Employee Compensation	Proprietor Income	Indirect Business Tax	Households	Corporations
Dividends					\$331
Social Ins Tax- Employee	\$33	\$0			
Social Ins Tax- Employer	\$141				
Indirect Bus Tax: Sales Tax			\$3,134		
Indirect Bus Tax: Property Tax			\$3,255		
Indirect Bus Tax: Motor Vehicle			\$57		
Indirect Bus Tax: Severance Tax			\$570		
Indirect Bus Tax: Other Taxes			\$402		
Indirect Bus Tax: S/L NonTaxes			\$254		
Corporate Profits Tax					\$0
Personal Tax: Income Tax				\$0	
Personal Tax: NonTaxes (Fines-				\$168	
Personal Tax: Motor Vehicle				\$31	
Personal Tax: Property Taxes				\$23	
Personal Tax: Other Tax				\$9	
Total State and Local Tax	\$173	\$0	\$7,671	\$230	\$331

Table 14A Divers Impact: Federal Tax Direct Impact 2008

Description	Employee Compensation	Proprietor Income	Indirect Business Tax	Households	Corporations
Social Ins Tax- Employee	\$13,734	\$1,756			
Social Ins Tax- Employer	\$13,889				
Indirect Bus Tax: Excise Taxes			\$2,123		
Indirect Bus Tax: Custom Duty			\$989		
Indirect Bus Tax: Fed NonTaxes			\$1,632		
Corporate Profits Tax					\$6,632
Personal Tax: Income Tax				\$11,443	
Total Federal Tax	\$27,623	\$1,756	\$4,744	\$11,443	\$6,632

Table 15A Divers Impact: Federal Tax Direct Impact 2009

Description	Employee Compensation	Proprietor Income	Indirect Business Tax	Households	Corporations
Social Ins Tax- Employee	\$20,349	\$2,602			
Social Ins Tax- Employer	\$20,579				
Indirect Bus Tax: Excise Taxes			\$3,146		
Indirect Bus Tax: Custom Duty			\$1,465		
Indirect Bus Tax: Fed NonTaxes			\$2,418		
Corporate Profits Tax					\$9,827
Personal Tax: Income Tax				\$16,954	
Total Federal Tax	\$40,927	\$2,602	\$7,029	\$16,954	\$9,827

Table 16A Divers Impact: Federal Tax Direct Impact 2010

Description	Employee Compensation	Proprietor Income	Indirect Business Tax	Households	Corporations
Social Ins Tax- Employee	\$12,599	\$1,611			
Social Ins Tax- Employer	\$12,741				
Indirect Bus Tax: Excise Taxes			\$1,948		
Indirect Bus Tax: Custom Duty			\$907		
Indirect Bus Tax: Fed NonTaxes			\$1,497		
Corporate Profits Tax					\$6,084
Personal Tax: Income Tax				\$10,497	
Total Federal Tax	\$25,340	\$1,611	\$4,352	\$10,497	\$6,084

Table 14B Divers Impact: Federal Tax indirect Impact 2008

Description	Employee Compensation	Proprietor Income	Indirect Business Tax	Households	Corporations
Social Ins Tax- Employee	\$3,192	\$1,068			
Social Ins Tax- Employer	\$3,228				
Indirect Bus Tax: Excise Taxes			\$381		
Indirect Bus Tax: Custom Duty			\$178		
Indirect Bus Tax: Fed NonTaxes			\$293		
Corporate Profits Tax					\$1,979
Personal Tax: Income Tax				\$3,019	
Total Federal Tax	\$6,420	\$1,068	\$852	\$3,019	\$1,979

Table 15B Divers Impact: Federal Tax indirect Impact 2009

Description	Employee Compensation	Proprietor Income	Indirect Business Tax	Households	Corporations
Social Ins Tax- Employee	\$4,729	\$1,582			
Social Ins Tax- Employer	\$4,783				
Indirect Bus Tax: Excise Taxes			\$565		
Indirect Bus Tax: Custom Duty			\$263		
Indirect Bus Tax: Fed NonTaxes			\$434		
Corporate Profits Tax					\$2,932
Personal Tax: Income Tax				\$4,474	
Total Federal Tax	\$9,512	\$1,582	\$1,262	\$4,474	\$2,932

Table 16B Divers Impact: Federal Tax indirect Impact 2010

Description	Employee Compensation	Proprietor Income	Indirect Business Tax	Households	Corporations
Social Ins Tax- Employee	\$2,928	\$980			
Social Ins Tax- Employer	\$2,961				
Indirect Bus Tax: Excise Taxes			\$350		
Indirect Bus Tax: Custom Duty			\$163		
Indirect Bus Tax: Fed NonTaxes			\$269		
Corporate Profits Tax					\$1,815
Personal Tax: Income Tax				\$2,770	
Total Federal Tax	\$5,889	\$980	\$782	\$2,770	\$1,815

Table 14C Divers Impact: Federal Tax induced Impact 2008

Description	Employee Compensation	Proprietor Income	Indirect Business Tax	Households	Corporations
Social Ins Tax- Employee	\$2,014	\$471			
Social Ins Tax- Employer	\$2,037				
Indirect Bus Tax: Excise Taxes			\$332		
Indirect Bus Tax: Custom Duty			\$155		
Indirect Bus Tax: Fed NonTaxes			\$255		
Corporate Profits Tax					\$1,449
Personal Tax: Income Tax				\$1,794	
Total Federal Tax	\$4,051	\$471	\$743	\$1,794	\$1,449

Table 15C Divers Impact: Federal Tax induced Impact 2009

Description	Employee Compensation	Proprietor Income	Indirect Business Tax	Households	Corporations
Social Ins Tax- Employee	\$2,984	\$698			
Social Ins Tax- Employer	\$3,018				
Indirect Bus Tax: Excise Taxes			\$492		
Indirect Bus Tax: Custom Duty			\$229		
Indirect Bus Tax: Fed NonTaxes			\$379		
Corporate Profits Tax					\$2,147
Personal Tax: Income Tax				\$2,659	
Total Federal Tax	\$6,001	\$698	\$1,100	\$2,659	\$2,147

Table 16C Divers Impact: Federal Tax induced Impact 2010

Description	Employee Compensation	Proprietor Income	Indirect Business Tax	Households	Corporations
Social Ins Tax- Employee	\$1,847	\$432			
Social Ins Tax- Employer	\$1,868				
Indirect Bus Tax: Excise Taxes			\$305		
Indirect Bus Tax: Custom Duty			\$142		
Indirect Bus Tax: Fed NonTaxes			\$234		
Corporate Profits Tax					\$1,329
Personal Tax: Income Tax				\$1,646	
Total Federal Tax	\$3,716	\$432	\$681	\$1,646	\$1,329

2009 Divers Impact: Detailed Tables

Diving the Texas Clipper: Employment

Description	Direct	Indirect	Induced	Total
Total	20.0	3.1	2.1	25.2
Oilseed farming	0.0	0.0	0.0	0.0
Grain farming	0.0	0.0	0.0	0.0
Vegetable and melon farming	0.0	0.0	0.0	0.0
Fruit farming	0.0	0.0	0.0	0.0
Tree nut farming	0.0	0.0	0.0	0.0
Greenhouse, nursery, and floriculture production	0.0	0.0	0.0	0.0
Tobacco farming	0.0	0.0	0.0	0.0
Cotton farming	0.0	0.0	0.0	0.0
Sugarcane and sugar beet farming	0.0	0.0	0.0	0.0
All other crop farming	0.0	0.0	0.0	0.0
Cattle ranching and farming	0.0	0.0	0.0	0.0
Dairy cattle and milk production	0.0	0.0	0.0	0.0
Poultry and egg production	0.0	0.0	0.0	0.0
Animal production, except cattle and poultry and eggs	0.0	0.0	0.0	0.0
Forestry, forest products, and timber tract production	0.0	0.0	0.0	0.0
Commercial logging	0.0	0.0	0.0	0.0
Commercial Fishing	0.0	0.0	0.0	0.0
Commercial hunting and trapping	0.0	0.0	0.0	0.0
Support activities for agriculture and forestry	0.0	0.0	0.0	0.0
Extraction of oil and natural gas	0.0	0.0	0.0	0.0
Mining coal	0.0	0.0	0.0	0.0
Mining iron ore	0.0	0.0	0.0	0.0
Mining copper, nickel, lead, and zinc	0.0	0.0	0.0	0.0
Mining gold, silver, and other metal ore	0.0	0.0	0.0	0.0
Mining and quarrying stone	0.0	0.0	0.0	0.0
Mining and quarrying sand, gravel, clay, and ceramic and refractory minerals	0.0	0.0	0.0	0.0
Mining and quarrying other nonmetallic minerals	0.0	0.0	0.0	0.0
Drilling oil and gas wells	0.0	0.0	0.0	0.0
Support activities for oil and gas operations	0.0	0.0	0.0	0.0
Support activities for other mining	0.0	0.0	0.0	0.0
Electric power generation, transmission, and distribution	0.0	0.0	0.0	0.0
Natural gas distribution	0.0	0.0	0.0	0.0
Water, sewage and other treatment and delivery systems	0.0	0.0	0.0	0.0
Construction of new nonresidential commercial and health care structures	0.0	0.0	0.0	0.0
Construction of new nonresidential manufacturing structures	0.0	0.0	0.0	0.0
Construction of other new nonresidential structures	0.0	0.0	0.0	0.0
Construction of new residential permanent site single- and multi-family structures	0.0	0.0	0.0	0.0
Construction of other new residential structures	0.0	0.0	0.0	0.0
Maintenance and repair construction of nonresidential structures	0.0	0.0	0.0	0.0
Maintenance and repair construction of residential structures	0.0	0.0	0.0	0.0
Dog and cat food manufacturing	0.0	0.0	0.0	0.0

Other animal food manufacturing	0.0	0.0	0.0	0.0
Flour milling and malt manufacturing	0.0	0.0	0.0	0.0
Wet corn milling	0.0	0.0	0.0	0.0
Soybean and other oilseed processing	0.0	0.0	0.0	0.0
Fats and oils refining and blending	0.0	0.0	0.0	0.0
Breakfast cereal manufacturing	0.0	0.0	0.0	0.0
Sugar cane mills and refining	0.0	0.0	0.0	0.0
Beet sugar manufacturing	0.0	0.0	0.0	0.0
Chocolate and confectionery manufacturing from cacao beans	0.0	0.0	0.0	0.0
Confectionery manufacturing from purchased chocolate	0.0	0.0	0.0	0.0
Nonchocolate confectionery manufacturing	0.0	0.0	0.0	0.0
Frozen food manufacturing	0.0	0.0	0.0	0.0
Fruit and vegetable canning, pickling, and drying	0.0	0.0	0.0	0.0
Fluid milk and butter manufacturing	0.0	0.0	0.0	0.0
Cheese manufacturing	0.0	0.0	0.0	0.0
Dry, condensed, and evaporated dairy product manufacturing	0.0	0.0	0.0	0.0
Ice cream and frozen dessert manufacturing	0.0	0.0	0.0	0.0
Animal (except poultry) slaughtering, rendering, and processing	0.0	0.0	0.0	0.0
Poultry processing	0.0	0.0	0.0	0.0
Seafood product preparation and packaging	0.0	0.0	0.0	0.0
Bread and bakery product manufacturing	0.0	0.0	0.0	0.0
Cookie, cracker, and pasta manufacturing	0.0	0.0	0.0	0.0
Tortilla manufacturing	0.0	0.0	0.0	0.0
Snack food manufacturing	0.0	0.0	0.0	0.0
Coffee and tea manufacturing	0.0	0.0	0.0	0.0
Flavoring syrup and concentrate manufacturing	0.0	0.0	0.0	0.0
Seasoning and dressing manufacturing	0.0	0.0	0.0	0.0
All other food manufacturing	0.0	0.0	0.0	0.0
Soft drink and ice manufacturing	0.0	0.0	0.0	0.0
Breweries	0.0	0.0	0.0	0.0
Wineries	0.0	0.0	0.0	0.0
Distilleries	0.0	0.0	0.0	0.0
Tobacco product manufacturing	0.0	0.0	0.0	0.0
Fiber, yarn, and thread mills	0.0	0.0	0.0	0.0
Broadwoven fabric mills	0.0	0.0	0.0	0.0
Narrow fabric mills and schiffli machine embroidery	0.0	0.0	0.0	0.0
Nonwoven fabric mills	0.0	0.0	0.0	0.0
Knit fabric mills	0.0	0.0	0.0	0.0
Textile and fabric finishing mills	0.0	0.0	0.0	0.0
Fabric coating mills	0.0	0.0	0.0	0.0
Carpet and rug mills	0.0	0.0	0.0	0.0
Curtain and linen mills	0.0	0.0	0.0	0.0
Textile bag and canvas mills	0.0	0.0	0.0	0.0
All other textile product mills	0.0	0.0	0.0	0.0
Apparel knitting mills	0.0	0.0	0.0	0.0
Cut and sew apparel contractors	0.0	0.0	0.0	0.0
Mens and boys cut and sew apparel manufacturing	0.0	0.0	0.0	0.0
Womens and girls cut and sew apparel manufacturing	0.0	0.0	0.0	0.0
Other cut and sew apparel manufacturing	0.0	0.0	0.0	0.0
Apparel accessories and other apparel manufacturing	0.0	0.0	0.0	0.0

Leather and hide tanning and finishing	0.0	0.0	0.0	0.0
Footwear manufacturing	0.0	0.0	0.0	0.0
Other leather and allied product manufacturing	0.0	0.0	0.0	0.0
Sawmills and wood preservation	0.0	0.0	0.0	0.0
Veneer and plywood manufacturing	0.0	0.0	0.0	0.0
Engineered wood member and truss manufacturing	0.0	0.0	0.0	0.0
Reconstituted wood product manufacturing	0.0	0.0	0.0	0.0
Wood windows and doors and millwork manufacturing	0.0	0.0	0.0	0.0
Wood container and pallet manufacturing	0.0	0.0	0.0	0.0
Manufactured home (mobile home) manufacturing	0.0	0.0	0.0	0.0
Prefabricated wood building manufacturing	0.0	0.0	0.0	0.0
All other miscellaneous wood product manufacturing	0.0	0.0	0.0	0.0
Pulp mills	0.0	0.0	0.0	0.0
Paper mills	0.0	0.0	0.0	0.0
Paperboard Mills	0.0	0.0	0.0	0.0
Paperboard container manufacturing	0.0	0.0	0.0	0.0
Coated and laminated paper, packaging paper and plastics film manufacturing	0.0	0.0	0.0	0.0
All other paper bag and coated and treated paper manufacturing	0.0	0.0	0.0	0.0
Stationery product manufacturing	0.0	0.0	0.0	0.0
Sanitary paper product manufacturing	0.0	0.0	0.0	0.0
All other converted paper product manufacturing	0.0	0.0	0.0	0.0
Printing	0.0	0.0	0.0	0.0
Support activities for printing	0.0	0.0	0.0	0.0
Petroleum refineries	0.0	0.0	0.0	0.0
Asphalt paving mixture and block manufacturing	0.0	0.0	0.0	0.0
Asphalt shingle and coating materials manufacturing	0.0	0.0	0.0	0.0
Petroleum lubricating oil and grease manufacturing	0.0	0.0	0.0	0.0
All other petroleum and coal products manufacturing	0.0	0.0	0.0	0.0
Petrochemical manufacturing	0.0	0.0	0.0	0.0
Industrial gas manufacturing	0.0	0.0	0.0	0.0
Synthetic dye and pigment manufacturing	0.0	0.0	0.0	0.0
Alkalies and chlorine manufacturing	0.0	0.0	0.0	0.0
Carbon black manufacturing	0.0	0.0	0.0	0.0
All other basic inorganic chemical manufacturing	0.0	0.0	0.0	0.0
Other basic organic chemical manufacturing	0.0	0.0	0.0	0.0
Plastics material and resin manufacturing	0.0	0.0	0.0	0.0
Synthetic rubber manufacturing	0.0	0.0	0.0	0.0
Artificial and synthetic fibers and filaments manufacturing	0.0	0.0	0.0	0.0
Fertilizer manufacturing	0.0	0.0	0.0	0.0
Pesticide and other agricultural chemical manufacturing	0.0	0.0	0.0	0.0
Medicinal and botanical manufacturing	0.0	0.0	0.0	0.0
Pharmaceutical preparation manufacturing	0.0	0.0	0.0	0.0
In-vitro diagnostic substance manufacturing	0.0	0.0	0.0	0.0
Biological product (except diagnostic) manufacturing	0.0	0.0	0.0	0.0
Paint and coating manufacturing	0.0	0.0	0.0	0.0
Adhesive manufacturing	0.0	0.0	0.0	0.0
Soap and cleaning compound manufacturing	0.0	0.0	0.0	0.0
Toilet preparation manufacturing	0.0	0.0	0.0	0.0
Printing ink manufacturing	0.0	0.0	0.0	0.0

All other chemical product and preparation manufacturing	0.0	0.0	0.0	0.0
Plastics packaging materials and unlaminated film and sheet manufacturing	0.0	0.0	0.0	0.0
Unlaminated plastics profile shape manufacturing	0.0	0.0	0.0	0.0
Plastics pipe and pipe fitting manufacturing	0.0	0.0	0.0	0.0
Laminated plastics plate, sheet (except packaging), and shape manufacturing	0.0	0.0	0.0	0.0
Polystyrene foam product manufacturing	0.0	0.0	0.0	0.0
Urethane and other foam product (except polystyrene) manufacturing	0.0	0.0	0.0	0.0
Plastics bottle manufacturing	0.0	0.0	0.0	0.0
Other plastics product manufacturing	0.0	0.0	0.0	0.0
Tire manufacturing	0.0	0.0	0.0	0.0
Rubber and plastics hoses and belting manufacturing	0.0	0.0	0.0	0.0
Other rubber product manufacturing	0.0	0.0	0.0	0.0
Pottery, ceramics, and plumbing fixture manufacturing	0.0	0.0	0.0	0.0
Brick, tile, and other structural clay product manufacturing	0.0	0.0	0.0	0.0
Clay and nonclay refractory manufacturing	0.0	0.0	0.0	0.0
Flat glass manufacturing	0.0	0.0	0.0	0.0
Other pressed and blown glass and glassware manufacturing	0.0	0.0	0.0	0.0
Glass container manufacturing	0.0	0.0	0.0	0.0
Glass product manufacturing made of purchased glass	0.0	0.0	0.0	0.0
Cement manufacturing	0.0	0.0	0.0	0.0
Ready-mix concrete manufacturing	0.0	0.0	0.0	0.0
Concrete pipe, brick, and block manufacturing	0.0	0.0	0.0	0.0
Other concrete product manufacturing	0.0	0.0	0.0	0.0
Lime and gypsum product manufacturing	0.0	0.0	0.0	0.0
Abrasive product manufacturing	0.0	0.0	0.0	0.0
Cut stone and stone product manufacturing	0.0	0.0	0.0	0.0
Ground or treated mineral and earth manufacturing	0.0	0.0	0.0	0.0
Mineral wool manufacturing	0.0	0.0	0.0	0.0
Miscellaneous nonmetallic mineral product manufacturing	0.0	0.0	0.0	0.0
Iron and steel mills and ferroalloy manufacturing	0.0	0.0	0.0	0.0
Steel product manufacturing from purchased steel	0.0	0.0	0.0	0.0
Alumina refining and primary aluminum production	0.0	0.0	0.0	0.0
Secondary smelting and alloying of aluminum	0.0	0.0	0.0	0.0
Aluminum product manufacturing from purchased aluminum	0.0	0.0	0.0	0.0
Primary smelting and refining of copper	0.0	0.0	0.0	0.0
Primary smelting and refining of nonferrous metal (except copper and aluminum)	0.0	0.0	0.0	0.0
Copper rolling, drawing, extruding and alloying	0.0	0.0	0.0	0.0
Nonferrous metal (except copper and aluminum) rolling, drawing, extruding and alloying	0.0	0.0	0.0	0.0
Ferrous metal foundries	0.0	0.0	0.0	0.0
Nonferrous metal foundries	0.0	0.0	0.0	0.0
All other forging, stamping, and sintering	0.0	0.0	0.0	0.0
Custom roll forming	0.0	0.0	0.0	0.0
Crown and closure manufacturing and metal stamping	0.0	0.0	0.0	0.0
Cutlery, utensil, pot, and pan manufacturing	0.0	0.0	0.0	0.0
Handtool manufacturing	0.0	0.0	0.0	0.0
Plate work and fabricated structural product manufacturing	0.0	0.0	0.0	0.0
Ornamental and architectural metal products manufacturing	0.0	0.0	0.0	0.0

Power boiler and heat exchanger manufacturing	0.0	0.0	0.0	0.0
Metal tank (heavy gauge) manufacturing	0.0	0.0	0.0	0.0
Metal can, box, and other metal container (light gauge) manufacturing	0.0	0.0	0.0	0.0
Ammunition manufacturing	0.0	0.0	0.0	0.0
Arms, ordnance, and accessories manufacturing	0.0	0.0	0.0	0.0
Hardware manufacturing	0.0	0.0	0.0	0.0
Spring and wire product manufacturing	0.0	0.0	0.0	0.0
Machine shops	0.0	0.0	0.0	0.0
Turned product and screw, nut, and bolt manufacturing	0.0	0.0	0.0	0.0
Coating, engraving, heat treating and allied activities	0.0	0.0	0.0	0.0
Valve and fittings other than plumbing manufacturing	0.0	0.0	0.0	0.0
Plumbing fixture fitting and trim manufacturing	0.0	0.0	0.0	0.0
Ball and roller bearing manufacturing	0.0	0.0	0.0	0.0
Fabricated pipe and pipe fitting manufacturing	0.0	0.0	0.0	0.0
Other fabricated metal manufacturing	0.0	0.0	0.0	0.0
Farm machinery and equipment manufacturing	0.0	0.0	0.0	0.0
Lawn and garden equipment manufacturing	0.0	0.0	0.0	0.0
Construction machinery manufacturing	0.0	0.0	0.0	0.0
Mining and oil and gas field machinery manufacturing	0.0	0.0	0.0	0.0
Other industrial machinery manufacturing	0.0	0.0	0.0	0.0
Plastics and rubber industry machinery manufacturing	0.0	0.0	0.0	0.0
Semiconductor machinery manufacturing	0.0	0.0	0.0	0.0
Vending, commercial, industrial, and office machinery manufacturing	0.0	0.0	0.0	0.0
Optical instrument and lens manufacturing	0.0	0.0	0.0	0.0
Photographic and photocopying equipment manufacturing	0.0	0.0	0.0	0.0
Other commercial and service industry machinery manufacturing	0.0	0.0	0.0	0.0
Air purification and ventilation equipment manufacturing	0.0	0.0	0.0	0.0
Heating equipment (except warm air furnaces) manufacturing	0.0	0.0	0.0	0.0
Air conditioning, refrigeration, and warm air heating equipment manufacturing	0.0	0.0	0.0	0.0
Industrial mold manufacturing	0.0	0.0	0.0	0.0
Metal cutting and forming machine tool manufacturing	0.0	0.0	0.0	0.0
Special tool, die, jig, and fixture manufacturing	0.0	0.0	0.0	0.0
Cutting tool and machine tool accessory manufacturing	0.0	0.0	0.0	0.0
Rolling mill and other metalworking machinery manufacturing	0.0	0.0	0.0	0.0
Turbine and turbine generator set units manufacturing	0.0	0.0	0.0	0.0
Speed changer, industrial high-speed drive, and gear manufacturing	0.0	0.0	0.0	0.0
Mechanical power transmission equipment manufacturing	0.0	0.0	0.0	0.0
Other engine equipment manufacturing	0.0	0.0	0.0	0.0
Pump and pumping equipment manufacturing	0.0	0.0	0.0	0.0
Air and gas compressor manufacturing	0.0	0.0	0.0	0.0
Material handling equipment manufacturing	0.0	0.0	0.0	0.0
Power-driven handtool manufacturing	0.0	0.0	0.0	0.0
Other general purpose machinery manufacturing	0.0	0.0	0.0	0.0
Packaging machinery manufacturing	0.0	0.0	0.0	0.0
Industrial process furnace and oven manufacturing	0.0	0.0	0.0	0.0
Fluid power process machinery manufacturing	0.0	0.0	0.0	0.0
Electronic computer manufacturing	0.0	0.0	0.0	0.0
Computer storage device manufacturing	0.0	0.0	0.0	0.0
Computer terminals and other computer peripheral equipment manufacturing	0.0	0.0	0.0	0.0

Telephone apparatus manufacturing	0.0	0.0	0.0	0.0
Broadcast and wireless communications equipment manufacturing	0.0	0.0	0.0	0.0
Other communications equipment manufacturing	0.0	0.0	0.0	0.0
Audio and video equipment manufacturing	0.0	0.0	0.0	0.0
Electron tube manufacturing	0.0	0.0	0.0	0.0
Bare printed circuit board manufacturing	0.0	0.0	0.0	0.0
Semiconductor and related device manufacturing	0.0	0.0	0.0	0.0
Electronic capacitor, resistor, coil, transformer, and other inductor manufacturing	0.0	0.0	0.0	0.0
Electronic connector manufacturing	0.0	0.0	0.0	0.0
Printed circuit assembly (electronic assembly) manufacturing	0.0	0.0	0.0	0.0
Other electronic component manufacturing	0.0	0.0	0.0	0.0
Electromedical and electrotherapeutic apparatus manufacturing	0.0	0.0	0.0	0.0
Search, detection, and navigation instruments manufacturing	0.0	0.0	0.0	0.0
Automatic environmental control manufacturing	0.0	0.0	0.0	0.0
Industrial process variable instruments manufacturing	0.0	0.0	0.0	0.0
Totalizing fluid meters and counting devices manufacturing	0.0	0.0	0.0	0.0
Electricity and signal testing instruments manufacturing	0.0	0.0	0.0	0.0
Analytical laboratory instrument manufacturing	0.0	0.0	0.0	0.0
Irradiation apparatus manufacturing	0.0	0.0	0.0	0.0
Watch, clock, and other measuring and controlling device manufacturing	0.0	0.0	0.0	0.0
Software, audio, and video media for reproduction	0.0	0.0	0.0	0.0
Magnetic and optical recording media manufacturing	0.0	0.0	0.0	0.0
Electric lamp bulb and part manufacturing	0.0	0.0	0.0	0.0
Lighting fixture manufacturing	0.0	0.0	0.0	0.0
Small electrical appliance manufacturing	0.0	0.0	0.0	0.0
Household cooking appliance manufacturing	0.0	0.0	0.0	0.0
Household refrigerator and home freezer manufacturing	0.0	0.0	0.0	0.0
Household laundry equipment manufacturing	0.0	0.0	0.0	0.0
Other major household appliance manufacturing	0.0	0.0	0.0	0.0
Power, distribution, and specialty transformer manufacturing	0.0	0.0	0.0	0.0
Motor and generator manufacturing	0.0	0.0	0.0	0.0
Switchgear and switchboard apparatus manufacturing	0.0	0.0	0.0	0.0
Relay and industrial control manufacturing	0.0	0.0	0.0	0.0
Storage battery manufacturing	0.0	0.0	0.0	0.0
Primary battery manufacturing	0.0	0.0	0.0	0.0
Communication and energy wire and cable manufacturing	0.0	0.0	0.0	0.0
Wiring device manufacturing	0.0	0.0	0.0	0.0
Carbon and graphite product manufacturing	0.0	0.0	0.0	0.0
All other miscellaneous electrical equipment and component manufacturing	0.0	0.0	0.0	0.0
Automobile manufacturing	0.0	0.0	0.0	0.0
Light truck and utility vehicle manufacturing	0.0	0.0	0.0	0.0
Heavy duty truck manufacturing	0.0	0.0	0.0	0.0
Motor vehicle body manufacturing	0.0	0.0	0.0	0.0
Truck trailer manufacturing	0.0	0.0	0.0	0.0
Motor home manufacturing	0.0	0.0	0.0	0.0
Travel trailer and camper manufacturing	0.0	0.0	0.0	0.0
Motor vehicle parts manufacturing	0.0	0.0	0.0	0.0
Aircraft manufacturing	0.0	0.0	0.0	0.0

Aircraft engine and engine parts manufacturing	0.0	0.0	0.0	0.0
Other aircraft parts and auxiliary equipment manufacturing	0.0	0.0	0.0	0.0
Guided missile and space vehicle manufacturing	0.0	0.0	0.0	0.0
Propulsion units and parts for space vehicles and guided missiles manufacturing	0.0	0.0	0.0	0.0
Railroad rolling stock manufacturing	0.0	0.0	0.0	0.0
Ship building and repairing	0.0	0.0	0.0	0.0
Boat building	0.0	0.0	0.0	0.0
Motorcycle, bicycle, and parts manufacturing	0.0	0.0	0.0	0.0
Military armored vehicle, tank, and tank component manufacturing	0.0	0.0	0.0	0.0
All other transportation equipment manufacturing	0.0	0.0	0.0	0.0
Wood kitchen cabinet and countertop manufacturing	0.0	0.0	0.0	0.0
Upholstered household furniture manufacturing	0.0	0.0	0.0	0.0
Nonupholstered wood household furniture manufacturing	0.0	0.0	0.0	0.0
Metal and other household furniture manufacturing	0.0	0.0	0.0	0.0
Institutional furniture manufacturing	0.0	0.0	0.0	0.0
Office Furniture	0.0	0.0	0.0	0.0
Custom architectural woodwork and millwork manufacturing	0.0	0.0	0.0	0.0
Showcase, partition, shelving, and locker manufacturing	0.0	0.0	0.0	0.0
Mattress manufacturing	0.0	0.0	0.0	0.0
Blind and shade manufacturing	0.0	0.0	0.0	0.0
Surgical and medical instrument, laboratory and medical instrument manufacturing	0.0	0.0	0.0	0.0
Surgical appliance and supplies manufacturing	0.0	0.0	0.0	0.0
Dental equipment and supplies manufacturing	0.0	0.0	0.0	0.0
Ophthalmic goods manufacturing	0.0	0.0	0.0	0.0
Dental laboratories manufacturing	0.0	0.0	0.0	0.0
Jewelry and silverware manufacturing	0.0	0.0	0.0	0.0
Sporting and athletic goods manufacturing	0.0	0.0	0.0	0.0
Doll, toy, and game manufacturing	0.0	0.0	0.0	0.0
Office supplies (except paper) manufacturing	0.0	0.0	0.0	0.0
Sign manufacturing	0.0	0.0	0.0	0.0
Gasket, packing, and sealing device manufacturing	0.0	0.0	0.0	0.0
Musical instrument manufacturing	0.0	0.0	0.0	0.0
All other miscellaneous manufacturing	0.0	0.0	0.0	0.0
Broom, brush, and mop manufacturing	0.0	0.0	0.0	0.0
Wholesale trade businesses	0.0	0.1	0.1	0.2
Retail Stores - Motor vehicle and parts	0.0	0.0	0.1	0.1
Retail Stores - Furniture and home furnishings	0.0	0.0	0.0	0.0
Retail Stores - Electronics and appliances	0.0	0.0	0.0	0.0
Retail Stores - Building material and garden supply	0.0	0.0	0.0	0.0
Retail Stores - Food and beverage	0.0	0.0	0.1	0.1
Retail Stores - Health and personal care	0.0	0.0	0.0	0.0
Retail Stores - Gasoline stations	0.1	0.0	0.0	0.2
Retail Stores - Clothing and clothing accessories	0.0	0.0	0.0	0.0
Retail Stores - Sporting goods, hobby, book and music	0.0	0.0	0.0	0.0
Retail Stores - General merchandise	0.3	0.0	0.1	0.4
Retail Stores - Miscellaneous	0.5	0.0	0.0	0.5
Retail Nonstores - Direct and electronic sales	0.0	0.0	0.0	0.1
Transport by air	0.0	0.0	0.0	0.0
Transport by rail	0.0	0.0	0.0	0.0

Transport by water	0.0	0.0	0.0	0.0
Transport by truck	0.0	0.1	0.0	0.1
Transit and ground passenger transportation	0.0	0.0	0.0	0.0
Transport by pipeline	0.0	0.0	0.0	0.0
Scenic and sightseeing transportation and support activities for transportation	0.0	0.1	0.0	0.1
Couriers and messengers	0.0	0.0	0.0	0.0
Warehousing and storage	0.0	0.0	0.0	0.0
Newspaper publishers	0.0	0.0	0.0	0.0
Periodical publishers	0.0	0.0	0.0	0.0
Book publishers	0.0	0.0	0.0	0.0
Directory, mailing list, and other publishers	0.0	0.0	0.0	0.0
Software publishers	0.0	0.0	0.0	0.0
Motion picture and video industries	0.0	0.0	0.0	0.0
Sound recording industries	0.0	0.0	0.0	0.0
Radio and television broadcasting	0.0	0.0	0.0	0.0
Cable and other subscription programming	0.0	0.1	0.0	0.1
Internet publishing and broadcasting	0.0	0.0	0.0	0.0
Telecommunications	0.0	0.0	0.0	0.0
Data processing, hosting, ISP, web search portals and related services	0.0	0.0	0.0	0.0
Other information services	0.0	0.0	0.0	0.0
Monetary authorities and depository credit intermediation activities	0.0	0.1	0.0	0.1
Nondepository credit intermediation and related activities	0.0	0.0	0.0	0.1
Securities, commodity contracts, investments, and related activities	0.0	0.0	0.0	0.0
Insurance carriers	0.0	0.0	0.0	0.0
Insurance agencies, brokerages, and related activities	0.0	0.0	0.0	0.0
Funds, trusts, and other financial vehicles	0.0	0.0	0.0	0.0
Real estate establishments	0.0	0.2	0.0	0.2
Imputed rental activity for owner-occupied dwellings	0.0	0.0	0.0	0.0
Automotive equipment rental and leasing	0.0	0.0	0.0	0.0
General and consumer goods rental except video tapes and discs	0.0	0.0	0.0	0.0
Video tape and disc rental	0.0	0.0	0.0	0.0
Commercial and industrial machinery and equipment rental and leasing	0.0	0.0	0.0	0.0
Lessors of nonfinancial intangible assets	0.0	0.0	0.0	0.0
Legal services	0.0	0.1	0.0	0.1
Accounting, tax preparation, bookkeeping, and payroll services	0.0	0.1	0.0	0.1
Architectural, engineering, and related services	0.0	0.0	0.0	0.1
Specialized design services	0.0	0.0	0.0	0.0
Custom computer programming services	0.0	0.0	0.0	0.0
Computer systems design services	0.0	0.0	0.0	0.0
Other computer related services, including facilities management	0.0	0.0	0.0	0.0
Management, scientific, and technical consulting services	0.0	0.0	0.0	0.0
Environmental and other technical consulting services	0.0	0.0	0.0	0.0
Scientific research and development services	0.0	0.0	0.0	0.0
Advertising and related services	0.0	0.1	0.0	0.1
Photographic services	0.0	0.0	0.0	0.0
Veterinary services	0.0	0.0	0.0	0.0
All other miscellaneous professional, scientific, and technical services	0.0	0.0	0.0	0.0
Management of companies and enterprises	0.0	0.0	0.0	0.0
Employment services	0.0	0.3	0.0	0.3

Travel arrangement and reservation services	0.0	0.0	0.0	0.0
Office administrative services	0.0	0.0	0.0	0.0
Facilities support services	0.0	0.0	0.0	0.0
Business support services	0.0	0.1	0.0	0.1
Investigation and security services	0.0	0.1	0.0	0.1
Services to buildings and dwellings	0.0	0.2	0.0	0.2
Other support services	0.0	0.0	0.0	0.0
Waste management and remediation services	0.0	0.0	0.0	0.0
Private elementary and secondary schools	0.0	0.0	0.0	0.0
Private junior colleges, colleges, universities, and professional schools	0.0	0.0	0.0	0.0
Other private educational services	0.0	0.1	0.0	0.1
Offices of physicians, dentists, and other health practitioners	0.0	0.0	0.2	0.2
Home health care services	0.0	0.0	0.1	0.1
Medical and diagnostic labs and outpatient and other ambulatory care services	0.0	0.0	0.0	0.0
Private hospitals	0.0	0.0	0.1	0.1
Nursing and residential care facilities	0.0	0.0	0.1	0.1
Child day care services	0.0	0.0	0.1	0.1
Individual and family services	0.0	0.0	0.1	0.1
Community food, housing, and other relief services, including rehabilitation services	0.0	0.0	0.0	0.0
Performing arts companies	0.0	0.1	0.0	0.1
Spectator sports companies	0.0	0.0	0.0	0.1
Promoters of performing arts and sports and agents for public figures	0.0	0.0	0.0	0.0
Independent artists, writers, and performers	0.0	0.0	0.0	0.0
Museums, historical sites, zoos, and parks	0.0	0.0	0.0	0.0
Fitness and recreational sports centers	0.0	0.0	0.0	0.0
Bowling centers	0.0	0.0	0.0	0.0
Amusement parks, arcades, and gambling industries	0.0	0.0	0.0	0.0
Other amusement and recreation industries	8.2	0.0	0.0	8.2
Hotels and motels, including casino hotels	4.9	0.0	0.0	4.9
Other accommodations	0.0	0.0	0.0	0.0
Food services and drinking places	6.0	0.3	0.3	6.6
Automotive repair and maintenance, except car washes	0.0	0.0	0.0	0.1
Car washes	0.0	0.0	0.0	0.0
Electronic and precision equipment repair and maintenance	0.0	0.0	0.0	0.0
Commercial and industrial machinery and equipment repair and maintenance	0.0	0.1	0.0	0.1
Personal and household goods repair and maintenance	0.0	0.0	0.0	0.0
Personal care services	0.0	0.0	0.0	0.0
Death care services	0.0	0.0	0.0	0.0
Dry-cleaning and laundry services	0.0	0.0	0.0	0.0
Other personal services	0.0	0.0	0.0	0.0
Religious organizations	0.0	0.0	0.0	0.0
Grantmaking, giving, and social advocacy organizations	0.0	0.0	0.0	0.0
Civic, social, professional, and similar organizations	0.0	0.0	0.0	0.1
Private household operations	0.0	0.0	0.0	0.0
US Postal Service	0.0	0.0	0.0	0.0
Federal electric utilities	0.0	0.0	0.0	0.0
Other Federal Government enterprises	0.0	0.0	0.0	0.0
State and local government passenger transit	0.0	0.0	0.0	0.0

State and local government electric utilities	0.0	0.1	0.0	0.1
Other state and local government enterprises	0.0	0.1	0.0	0.1
* Not an industry (Used and secondhand goods)	0.0	0.0	0.0	0.0
* Not an industry (Scrap)	0.0	0.0	0.0	0.0
* Not an industry (Rest of the world adjustment)	0.0	0.0	0.0	0.0
* Not an industry (Noncomparable foreign imports)	0.0	0.0	0.0	0.0
* Employment and payroll only (state & local govt, non-education)	0.0	0.0	0.0	0.0
* Employment and payroll only (state & local govt, education)	0.0	0.0	0.0	0.0
* Employment and payroll only (federal govt, non-military)	0.0	0.0	0.0	0.0
* Employment and payroll only (federal govt, military)	0.0	0.0	0.0	0.0

Diving Texas Clipper: Labor Income

Description	Direct	Indirect	Induced	Total
Total	414,886	107,254	64,343	586,483
Oilseed farming	0	1	0	1
Grain farming	0	67	10	77
Vegetable and melon farming	0	20	46	66
Fruit farming	0	1	19	21
Tree nut farming	0	0	0	0
Greenhouse, nursery, and floriculture production	0	17	38	54
Tobacco farming	0	0	0	0
Cotton farming	0	2	3	5
Sugarcane and sugar beet farming	0	0	0	1
All other crop farming	0	690	14	704
Cattle ranching and farming	0	10	4	15
Dairy cattle and milk production	0	1	1	2
Poultry and egg production	0	0	1	1
Animal production, except cattle and poultry and eggs	0	31	3	35
Forestry, forest products, and timber tract production	0	1	0	1
Commercial logging	0	0	0	0
Commercial Fishing	0	129	10	139
Commercial hunting and trapping	0	0	0	0
Support activities for agriculture and forestry	0	204	37	241
Extraction of oil and natural gas	0	69	16	85
Mining coal	0	0	0	0
Mining iron ore	0	0	0	0
Mining copper, nickel, lead, and zinc	0	0	0	0
Mining gold, silver, and other metal ore	0	0	0	0
Mining and quarrying stone	0	44	9	53
Mining and quarrying sand, gravel, clay, and ceramic and refractory minerals	0	49	7	56
Mining and quarrying other nonmetallic minerals	0	5	1	6
Drilling oil and gas wells	0	0	0	0
Support activities for oil and gas operations	0	0	0	0
Support activities for other mining	0	0	0	0
Electric power generation, transmission, and distribution	0	2,329	345	2,674
Natural gas distribution	0	455	75	530
Water, sewage and other treatment and delivery systems	0	220	65	284
Construction of new nonresidential commercial and health care structures	0	0	0	0
Construction of new nonresidential manufacturing structures	0	0	0	0
Construction of other new nonresidential structures	0	0	0	0
Construction of new residential permanent site single- and multi-family structures	0	0	0	0
Construction of other new residential structures	0	20	7	27
Maintenance and repair construction of nonresidential structures	0	1,591	130	1,720
Maintenance and repair construction of residential structures	0	67	362	429
Dog and cat food manufacturing	0	0	0	0
Other animal food manufacturing	0	0	0	0
Flour milling and malt manufacturing	0	0	0	0

Wet corn milling	0	0	0	0
Soybean and other oilseed processing	0	32	5	37
Fats and oils refining and blending	0	0	0	0
Breakfast cereal manufacturing	0	0	0	0
Sugar cane mills and refining	0	0	0	0
Beet sugar manufacturing	0	0	0	0
Chocolate and confectionery manufacturing from cacao beans	0	0	0	0
Confectionery manufacturing from purchased chocolate	0	7	10	17
Nonchocolate confectionery manufacturing	0	0	0	0
Frozen food manufacturing	0	0	0	0
Fruit and vegetable canning, pickling, and drying	0	4	2	6
Fluid milk and butter manufacturing	0	14	12	25
Cheese manufacturing	0	0	0	0
Dry, condensed, and evaporated dairy product manufacturing	0	0	0	0
Ice cream and frozen dessert manufacturing	0	0	0	0
Animal (except poultry) slaughtering, rendering, and processing	0	140	60	200
Poultry processing	0	0	0	0
Seafood product preparation and packaging	0	434	48	482
Bread and bakery product manufacturing	0	102	43	144
Cookie, cracker, and pasta manufacturing	0	0	0	0
Tortilla manufacturing	0	1	7	8
Snack food manufacturing	0	3	2	6
Coffee and tea manufacturing	0	0	0	0
Flavoring syrup and concentrate manufacturing	0	0	0	0
Seasoning and dressing manufacturing	0	5	1	6
All other food manufacturing	0	0	0	0
Soft drink and ice manufacturing	0	280	221	501
Breweries	0	0	0	0
Wineries	0	0	0	0
Distilleries	0	0	0	0
Tobacco product manufacturing	0	0	0	0
Fiber, yarn, and thread mills	0	0	0	0
Broadwoven fabric mills	0	2	1	3
Narrow fabric mills and schiffli machine embroidery	0	4	0	4
Nonwoven fabric mills	0	0	0	0
Knit fabric mills	0	0	0	0
Textile and fabric finishing mills	0	0	0	0
Fabric coating mills	0	0	0	0
Carpet and rug mills	0	0	0	0
Curtain and linen mills	0	1	0	2
Textile bag and canvas mills	0	10	0	10
All other textile product mills	0	2	0	2
Apparel knitting mills	0	0	0	0
Cut and sew apparel contractors	0	0	0	0
Mens and boys cut and sew apparel manufacturing	0	0	1	1
Womens and girls cut and sew apparel manufacturing	0	0	0	0
Other cut and sew apparel manufacturing	0	0	0	0
Apparel accessories and other apparel manufacturing	0	0	0	0
Leather and hide tanning and finishing	0	0	0	0
Footwear manufacturing	0	0	0	0

Other leather and allied product manufacturing	0	0	0	0
Sawmills and wood preservation	0	11	1	12
Veneer and plywood manufacturing	0	0	0	0
Engineered wood member and truss manufacturing	0	68	3	71
Reconstituted wood product manufacturing	0	0	0	0
Wood windows and doors and millwork manufacturing	0	0	0	0
Wood container and pallet manufacturing	0	2	1	4
Manufactured home (mobile home) manufacturing	0	0	0	0
Prefabricated wood building manufacturing	0	0	0	0
All other miscellaneous wood product manufacturing	0	38	10	47
Pulp mills	0	0	0	0
Paper mills	0	0	0	0
Paperboard Mills	0	0	0	0
Paperboard container manufacturing	0	59	9	68
Coated and laminated paper, packaging paper and plastics film manufacturing	0	71	4	75
All other paper bag and coated and treated paper manufacturing	0	100	11	112
Stationery product manufacturing	0	0	0	0
Sanitary paper product manufacturing	0	0	0	0
All other converted paper product manufacturing	0	0	0	0
Printing	0	126	7	132
Support activities for printing	0	0	0	0
Petroleum refineries	0	259	77	335
Asphalt paving mixture and block manufacturing	0	0	0	0
Asphalt shingle and coating materials manufacturing	0	3	2	6
Petroleum lubricating oil and grease manufacturing	0	0	0	0
All other petroleum and coal products manufacturing	0	0	0	0
Petrochemical manufacturing	0	0	0	0
Industrial gas manufacturing	0	2	3	5
Synthetic dye and pigment manufacturing	0	0	0	0
Alkalies and chlorine manufacturing	0	5	2	7
Carbon black manufacturing	0	0	0	0
All other basic inorganic chemical manufacturing	0	0	0	0
Other basic organic chemical manufacturing	0	5	1	6
Plastics material and resin manufacturing	0	0	0	0
Synthetic rubber manufacturing	0	0	0	0
Artificial and synthetic fibers and filaments manufacturing	0	0	0	0
Fertilizer manufacturing	0	9	1	10
Pesticide and other agricultural chemical manufacturing	0	0	0	0
Medicinal and botanical manufacturing	0	0	1	1
Pharmaceutical preparation manufacturing	0	0	0	0
In-vitro diagnostic substance manufacturing	0	0	0	0
Biological product (except diagnostic) manufacturing	0	0	0	0
Paint and coating manufacturing	0	75	1	76
Adhesive manufacturing	0	0	0	0
Soap and cleaning compound manufacturing	0	2	1	3
Toilet preparation manufacturing	0	0	0	0
Printing ink manufacturing	0	0	0	0
All other chemical product and preparation manufacturing	0	4	1	5
Plastics packaging materials and unlaminated film and sheet manufacturing	0	0	0	0

Unlaminated plastics profile shape manufacturing	0	0	0	0
Plastics pipe and pipe fitting manufacturing	0	0	0	0
Laminated plastics plate, sheet (except packaging), and shape manufacturing	0	26	2	28
Polystyrene foam product manufacturing	0	0	0	0
Urethane and other foam product (except polystyrene) manufacturing	0	2	0	3
Plastics bottle manufacturing	0	0	0	0
Other plastics product manufacturing	0	27	8	35
Tire manufacturing	0	0	0	0
Rubber and plastics hoses and belting manufacturing	0	0	0	0
Other rubber product manufacturing	0	0	0	0
Pottery, ceramics, and plumbing fixture manufacturing	0	0	0	0
Brick, tile, and other structural clay product manufacturing	0	0	0	0
Clay and nonclay refractory manufacturing	0	3	0	3
Flat glass manufacturing	0	0	0	0
Other pressed and blown glass and glassware manufacturing	0	0	0	0
Glass container manufacturing	0	0	0	0
Glass product manufacturing made of purchased glass	0	1	1	2
Cement manufacturing	0	10	1	11
Ready-mix concrete manufacturing	0	353	23	375
Concrete pipe, brick, and block manufacturing	0	183	11	193
Other concrete product manufacturing	0	43	2	45
Lime and gypsum product manufacturing	0	0	0	0
Abrasive product manufacturing	0	16	1	17
Cut stone and stone product manufacturing	0	2	1	3
Ground or treated mineral and earth manufacturing	0	0	0	0
Mineral wool manufacturing	0	0	0	0
Miscellaneous nonmetallic mineral product manufacturing	0	8	1	9
Iron and steel mills and ferroalloy manufacturing	0	0	0	0
Steel product manufacturing from purchased steel	0	0	0	0
Alumina refining and primary aluminum production	0	0	0	0
Secondary smelting and alloying of aluminum	0	0	0	1
Aluminum product manufacturing from purchased aluminum	0	0	0	0
Primary smelting and refining of copper	0	0	0	0
Primary smelting and refining of nonferrous metal (except copper and aluminum)	0	0	0	0
Copper rolling, drawing, extruding and alloying	0	0	0	0
Nonferrous metal (except copper and aluminum) rolling, drawing, extruding and alloying	0	0	0	0
Ferrous metal foundries	0	0	0	0
Nonferrous metal foundries	0	3	0	3
All other forging, stamping, and sintering	0	0	0	0
Custom roll forming	0	0	0	0
Crown and closure manufacturing and metal stamping	0	20	2	22
Cutlery, utensil, pot, and pan manufacturing	0	0	0	0
Handtool manufacturing	0	0	0	0
Plate work and fabricated structural product manufacturing	0	28	2	30
Ornamental and architectural metal products manufacturing	0	19	1	20
Power boiler and heat exchanger manufacturing	0	0	0	0
Metal tank (heavy gauge) manufacturing	0	4	0	4

Metal can, box, and other metal container (light gauge) manufacturing	0	3	1	4
Ammunition manufacturing	0	0	0	0
Arms, ordnance, and accessories manufacturing	0	0	0	0
Hardware manufacturing	0	0	0	0
Spring and wire product manufacturing	0	0	0	0
Machine shops	0	2	0	2
Turned product and screw, nut, and bolt manufacturing	0	0	0	0
Coating, engraving, heat treating and allied activities	0	0	0	0
Valve and fittings other than plumbing manufacturing	0	16	1	17
Plumbing fixture fitting and trim manufacturing	0	0	0	0
Ball and roller bearing manufacturing	0	0	0	0
Fabricated pipe and pipe fitting manufacturing	0	0	0	0
Other fabricated metal manufacturing	0	0	0	0
Farm machinery and equipment manufacturing	0	0	0	0
Lawn and garden equipment manufacturing	0	0	0	0
Construction machinery manufacturing	0	0	0	0
Mining and oil and gas field machinery manufacturing	0	0	0	0
Other industrial machinery manufacturing	0	0	0	0
Plastics and rubber industry machinery manufacturing	0	0	0	0
Semiconductor machinery manufacturing	0	0	0	0
Vending, commercial, industrial, and office machinery manufacturing	0	0	0	0
Optical instrument and lens manufacturing	0	0	0	0
Photographic and photocopying equipment manufacturing	0	0	0	0
Other commercial and service industry machinery manufacturing	0	0	0	0
Air purification and ventilation equipment manufacturing	0	0	0	0
Heating equipment (except warm air furnaces) manufacturing	0	0	0	0
Air conditioning, refrigeration, and warm air heating equipment manufacturing	0	1	0	1
Industrial mold manufacturing	0	1	0	1
Metal cutting and forming machine tool manufacturing	0	0	0	0
Special tool, die, jig, and fixture manufacturing	0	0	0	0
Cutting tool and machine tool accessory manufacturing	0	0	0	0
Rolling mill and other metalworking machinery manufacturing	0	0	0	0
Turbine and turbine generator set units manufacturing	0	0	0	0
Speed changer, industrial high-speed drive, and gear manufacturing	0	1	0	1
Mechanical power transmission equipment manufacturing	0	0	0	0
Other engine equipment manufacturing	0	0	0	0
Pump and pumping equipment manufacturing	0	0	0	0
Air and gas compressor manufacturing	0	0	0	0
Material handling equipment manufacturing	0	2	0	2
Power-driven handtool manufacturing	0	0	0	0
Other general purpose machinery manufacturing	0	0	0	0
Packaging machinery manufacturing	0	0	0	0
Industrial process furnace and oven manufacturing	0	0	0	0
Fluid power process machinery manufacturing	0	0	0	0
Electronic computer manufacturing	0	0	1	1
Computer storage device manufacturing	0	0	0	0
Computer terminals and other computer peripheral equipment	0	0	0	0

manufacturing				
Telephone apparatus manufacturing	0	0	0	0
Broadcast and wireless communications equipment manufacturing	0	0	0	0
Other communications equipment manufacturing	0	0	0	0
Audio and video equipment manufacturing	0	0	0	0
Electron tube manufacturing	0	0	0	0
Bare printed circuit board manufacturing	0	0	0	0
Semiconductor and related device manufacturing	0	0	0	0
Electronic capacitor, resistor, coil, transformer, and other inductor manufacturing	0	0	0	0
Electronic connector manufacturing	0	0	0	0
Printed circuit assembly (electronic assembly) manufacturing	0	0	0	0
Other electronic component manufacturing	0	0	0	0
Electromedical and electrotherapeutic apparatus manufacturing	0	0	0	0
Search, detection, and navigation instruments manufacturing	0	0	0	0
Automatic environmental control manufacturing	0	0	0	0
Industrial process variable instruments manufacturing	0	0	0	0
Totalizing fluid meters and counting devices manufacturing	0	0	0	0
Electricity and signal testing instruments manufacturing	0	0	0	0
Analytical laboratory instrument manufacturing	0	0	0	0
Irradiation apparatus manufacturing	0	0	0	0
Watch, clock, and other measuring and controlling device manufacturing	0	0	0	0
Software, audio, and video media for reproduction	0	0	0	0
Magnetic and optical recording media manufacturing	0	0	0	0
Electric lamp bulb and part manufacturing	0	0	0	0
Lighting fixture manufacturing	0	0	0	0
Small electrical appliance manufacturing	0	0	0	0
Household cooking appliance manufacturing	0	0	0	0
Household refrigerator and home freezer manufacturing	0	0	0	0
Household laundry equipment manufacturing	0	0	0	0
Other major household appliance manufacturing	0	0	0	0
Power, distribution, and specialty transformer manufacturing	0	0	0	0
Motor and generator manufacturing	0	1	0	1
Switchgear and switchboard apparatus manufacturing	0	0	0	0
Relay and industrial control manufacturing	0	0	0	0
Storage battery manufacturing	0	0	0	0
Primary battery manufacturing	0	0	0	0
Communication and energy wire and cable manufacturing	0	0	0	0
Wiring device manufacturing	0	4	0	5
Carbon and graphite product manufacturing	0	0	0	0
All other miscellaneous electrical equipment and component manufacturing	0	0	0	0
Automobile manufacturing	0	0	9	9
Light truck and utility vehicle manufacturing	0	0	0	0
Heavy duty truck manufacturing	0	0	0	0
Motor vehicle body manufacturing	0	0	0	0
Truck trailer manufacturing	0	0	0	0
Motor home manufacturing	0	0	0	0
Travel trailer and camper manufacturing	0	0	0	0
Motor vehicle parts manufacturing	0	21	8	29

Aircraft manufacturing	0	0	0	0
Aircraft engine and engine parts manufacturing	0	0	0	0
Other aircraft parts and auxiliary equipment manufacturing	0	0	0	0
Guided missile and space vehicle manufacturing	0	0	0	0
Propulsion units and parts for space vehicles and guided missiles manufacturing	0	0	0	0
Railroad rolling stock manufacturing	0	0	0	0
Ship building and repairing	0	1	0	1
Boat building	0	0	5	5
Motorcycle, bicycle, and parts manufacturing	0	0	0	0
Military armored vehicle, tank, and tank component manufacturing	0	0	0	0
All other transportation equipment manufacturing	0	0	0	0
Wood kitchen cabinet and countertop manufacturing	0	18	4	21
Upholstered household furniture manufacturing	0	0	0	0
Nonupholstered wood household furniture manufacturing	0	0	1	1
Metal and other household furniture manufacturing	0	0	0	0
Institutional furniture manufacturing	0	0	0	0
Office Furniture	0	0	0	0
Custom architectural woodwork and millwork manufacturing	0	0	0	0
Showcase, partition, shelving, and locker manufacturing	0	0	0	0
Mattress manufacturing	0	0	0	0
Blind and shade manufacturing	0	6	1	7
Surgical and medical instrument, laboratory and medical instrument manufacturing	0	0	0	0
Surgical appliance and supplies manufacturing	0	0	1	1
Dental equipment and supplies manufacturing	0	0	0	0
Ophthalmic goods manufacturing	0	0	0	0
Dental laboratories manufacturing	0	0	0	0
Jewelry and silverware manufacturing	0	0	0	0
Sporting and athletic goods manufacturing	0	13	4	16
Doll, toy, and game manufacturing	0	0	0	0
Office supplies (except paper) manufacturing	0	0	0	0
Sign manufacturing	0	42	2	44
Gasket, packing, and sealing device manufacturing	0	0	0	0
Musical instrument manufacturing	0	0	0	0
All other miscellaneous manufacturing	0	16	15	32
Broom, brush, and mop manufacturing	0	0	0	0
Wholesale trade businesses	0	6,303	2,819	9,122
Retail Stores - Motor vehicle and parts	0	515	2,224	2,739
Retail Stores - Furniture and home furnishings	0	62	413	475
Retail Stores - Electronics and appliances	0	108	470	578
Retail Stores - Building material and garden supply	0	195	1,248	1,443
Retail Stores - Food and beverage	0	184	1,313	1,497
Retail Stores - Health and personal care	0	129	971	1,100
Retail Stores - Gasoline stations	2,682	116	717	3,515
Retail Stores - Clothing and clothing accessories	0	69	535	605
Retail Stores - Sporting goods, hobby, book and music	0	46	290	335
Retail Stores - General merchandise	6,004	352	2,299	8,654
Retail Stores - Miscellaneous	7,489	125	679	8,293
Retail Nonstores - Direct and electronic sales	0	103	452	555
Transport by air	0	158	131	290

Transport by rail	0	325	86	410
Transport by water	0	7	6	13
Transport by truck	0	2,973	628	3,601
Transit and ground passenger transportation	0	83	41	124
Transport by pipeline	0	0	0	0
Scenic and sightseeing transportation and support activities for transportation	0	2,758	338	3,096
Couriers and messengers	0	575	98	673
Warehousing and storage	0	859	132	991
Newspaper publishers	0	1,424	85	1,509
Periodical publishers	0	0	0	0
Book publishers	0	1	3	3
Directory, mailing list, and other publishers	0	35	2	37
Software publishers	0	1	0	1
Motion picture and video industries	0	294	39	334
Sound recording industries	0	0	0	0
Radio and television broadcasting	0	1,690	89	1,779
Cable and other subscription programming	0	4,375	246	4,622
Internet publishing and broadcasting	0	16	1	17
Telecommunications	0	1,834	611	2,446
Data processing, hosting, ISP, web search portals and related services	0	33	16	49
Other information services	0	1	0	2
Monetary authorities and depository credit intermediation activities	0	2,305	1,836	4,141
Nondepository credit intermediation and related activities	0	2,151	1,048	3,199
Securities, commodity contracts, investments, and related activities	0	341	332	673
Insurance carriers	0	925	306	1,230
Insurance agencies, brokerages, and related activities	0	1,274	217	1,491
Funds, trusts, and other financial vehicles	0	2	66	69
Real estate establishments	0	6,312	1,369	7,681
Imputed rental activity for owner-occupied dwellings	0	0	0	0
Automotive equipment rental and leasing	0	203	38	242
General and consumer goods rental except video tapes and discs	0	822	258	1,080
Video tape and disc rental	0	0	83	83
Commercial and industrial machinery and equipment rental and leasing	0	635	27	662
Lessors of nonfinancial intangible assets	0	2	0	2
Legal services	0	4,165	1,571	5,736
Accounting, tax preparation, bookkeeping, and payroll services	0	4,007	326	4,334
Architectural, engineering, and related services	0	2,501	147	2,647
Specialized design services	0	54	10	64
Custom computer programming services	0	20	3	23
Computer systems design services	0	68	10	78
Other computer related services, including facilities management	0	176	28	204
Management, scientific, and technical consulting services	0	1,332	114	1,446
Environmental and other technical consulting services	0	46	4	50
Scientific research and development services	0	22	5	26
Advertising and related services	0	4,159	208	4,367
Photographic services	0	27	25	52
Veterinary services	0	1	132	133

All other miscellaneous professional, scientific, and technical services	0	40	3	43
Management of companies and enterprises	0	1,910	87	1,997
Employment services	0	5,057	344	5,401
Travel arrangement and reservation services	0	514	78	593
Office administrative services	0	905	68	972
Facilities support services	0	92	8	100
Business support services	0	3,021	337	3,359
Investigation and security services	0	2,556	310	2,866
Services to buildings and dwellings	0	3,241	246	3,487
Other support services	0	310	33	344
Waste management and remediation services	0	965	95	1,060
Private elementary and secondary schools	0	0	369	369
Private junior colleges, colleges, universities, and professional schools	0	0	1	1
Other private educational services	0	1,098	511	1,610
Offices of physicians, dentists, and other health practitioners	0	0	9,659	9,659
Home health care services	0	0	1,210	1,210
Medical and diagnostic labs and outpatient and other ambulatory care services	0	0	594	594
Private hospitals	0	0	7,959	7,959
Nursing and residential care facilities	0	0	2,484	2,484
Child day care services	0	0	493	493
Individual and family services	0	0	848	848
Community food, housing, and other relief services, including rehabilitation services	0	0	419	419
Performing arts companies	0	554	28	582
Spectator sports companies	0	286	47	333
Promoters of performing arts and sports and agents for public figures	0	53	11	64
Independent artists, writers, and performers	0	4	0	5
Museums, historical sites, zoos, and parks	0	0	105	105
Fitness and recreational sports centers	0	18	29	46
Bowling centers	0	0	4	4
Amusement parks, arcades, and gambling industries	0	16	670	686
Other amusement and recreation industries	189,577	66	400	190,043
Hotels and motels, including casino hotels	110,901	204	45	111,149
Other accommodations	0	3	1	3
Food services and drinking places	98,233	5,264	4,148	107,646
Automotive repair and maintenance, except car washes	0	617	618	1,234
Car washes	0	28	41	70
Electronic and precision equipment repair and maintenance	0	286	24	311
Commercial and industrial machinery and equipment repair and maintenance	0	1,706	89	1,794
Personal and household goods repair and maintenance	0	422	130	552
Personal care services	0	0	208	208
Death care services	0	0	124	124
Dry-cleaning and laundry services	0	706	159	865
Other personal services	0	132	98	231
Religious organizations	0	0	431	431
Grantmaking, giving, and social advocacy organizations	0	0	460	460

Civic, social, professional, and similar organizations	0	1,013	1,184	2,197
Private household operations	0	0	207	207
US Postal Service	0	2,685	272	2,957
Federal electric utilities	0	0	0	0
Other Federal Government enterprises	0	27	18	45
State and local government passenger transit	0	232	113	345
State and local government electric utilities	0	4,502	662	5,163
Other state and local government enterprises	0	2,618	856	3,474
* Not an industry (Used and secondhand goods)	0	0	0	0
* Not an industry (Scrap)	0	0	0	0
* Not an industry (Rest of the world adjustment)	0	0	0	0
* Not an industry (Noncomparable foreign imports)	0	0	0	0
* Employment and payroll only (state & local govt, non-education)	0	0	0	0
* Employment and payroll only (state & local govt, education)	0	0	0	0
* Employment and payroll only (federal govt, non-military)	0	0	0	0
* Employment and payroll only (federal govt, military)	0	0	0	0

Diving Texas Clipper: Total ValueAdded

Description	Direct	Indirect	Induced	Total
Total	706,744	184,100	122,768	1,013,612
Oilseed farming	0	3	0	3
Grain farming	0	352	51	403
Vegetable and melon farming	0	35	81	116
Fruit farming	0	2	29	31
Tree nut farming	0	0	0	0
Greenhouse, nursery, and floriculture production	0	17	39	56
Tobacco farming	0	0	0	0
Cotton farming	0	7	8	15
Sugarcane and sugar beet farming	0	1	1	2
All other crop farming	0	1,225	25	1,249
Cattle ranching and farming	0	51	22	73
Dairy cattle and milk production	0	14	13	27
Poultry and egg production	0	0	1	1
Animal production, except cattle and poultry and eggs	0	276	29	304
Forestry, forest products, and timber tract production	0	3	1	3
Commercial logging	0	0	0	0
Commercial Fishing	0	137	10	147
Commercial hunting and trapping	0	0	0	0
Support activities for agriculture and forestry	0	151	27	178
Extraction of oil and natural gas	0	185	44	229
Mining coal	0	0	0	0
Mining iron ore	0	0	0	0
Mining copper, nickel, lead, and zinc	0	0	0	0
Mining gold, silver, and other metal ore	0	0	0	0
Mining and quarrying stone	0	79	17	96
Mining and quarrying sand, gravel, clay, and ceramic and refractory minerals	0	65	10	75
Mining and quarrying other nonmetallic minerals	0	10	2	12
Drilling oil and gas wells	0	0	0	0
Support activities for oil and gas operations	0	0	0	0
Support activities for other mining	0	0	0	0
Electric power generation, transmission, and distribution	0	8,429	1,249	9,678
Natural gas distribution	0	1,050	172	1,222
Water, sewage and other treatment and delivery systems	0	376	111	487
Construction of new nonresidential commercial and health care structures	0	0	0	0
Construction of new nonresidential manufacturing structures	0	0	0	0
Construction of other new nonresidential structures	0	0	0	0
Construction of new residential permanent site single- and multi-family structures	0	0	0	0
Construction of other new residential structures	0	21	7	28
Maintenance and repair construction of nonresidential structures	0	1,675	137	1,811
Maintenance and repair construction of residential structures	0	96	518	614
Dog and cat food manufacturing	0	0	0	0
Other animal food manufacturing	0	0	0	0
Flour milling and malt manufacturing	0	0	0	0

Wet corn milling	0	0	0	0
Soybean and other oilseed processing	0	55	8	64
Fats and oils refining and blending	0	0	0	0
Breakfast cereal manufacturing	0	0	0	0
Sugar cane mills and refining	0	0	0	0
Beet sugar manufacturing	0	0	0	0
Chocolate and confectionery manufacturing from cacao beans	0	0	0	0
Confectionery manufacturing from purchased chocolate	0	12	18	30
Nonchocolate confectionery manufacturing	0	0	0	0
Frozen food manufacturing	0	0	0	0
Fruit and vegetable canning, pickling, and drying	0	7	3	10
Fluid milk and butter manufacturing	0	22	19	41
Cheese manufacturing	0	0	0	0
Dry, condensed, and evaporated dairy product manufacturing	0	0	0	0
Ice cream and frozen dessert manufacturing	0	0	0	0
Animal (except poultry) slaughtering, rendering, and processing	0	156	67	223
Poultry processing	0	0	0	0
Seafood product preparation and packaging	0	485	54	539
Bread and bakery product manufacturing	0	118	49	167
Cookie, cracker, and pasta manufacturing	0	0	0	0
Tortilla manufacturing	0	2	9	11
Snack food manufacturing	0	9	6	15
Coffee and tea manufacturing	0	0	0	0
Flavoring syrup and concentrate manufacturing	0	0	0	0
Seasoning and dressing manufacturing	0	6	1	8
All other food manufacturing	0	0	0	0
Soft drink and ice manufacturing	0	310	245	555
Breweries	0	0	0	0
Wineries	0	0	0	0
Distilleries	0	0	0	0
Tobacco product manufacturing	0	0	0	0
Fiber, yarn, and thread mills	0	0	0	0
Broadwoven fabric mills	0	3	1	3
Narrow fabric mills and schiffli machine embroidery	0	4	0	4
Nonwoven fabric mills	0	0	0	0
Knit fabric mills	0	0	0	0
Textile and fabric finishing mills	0	0	0	0
Fabric coating mills	0	0	0	0
Carpet and rug mills	0	0	0	0
Curtain and linen mills	0	2	1	2
Textile bag and canvas mills	0	12	0	13
All other textile product mills	0	2	0	2
Apparel knitting mills	0	0	0	0
Cut and sew apparel contractors	0	0	0	0
Mens and boys cut and sew apparel manufacturing	0	0	2	2
Womens and girls cut and sew apparel manufacturing	0	0	0	0
Other cut and sew apparel manufacturing	0	0	0	0
Apparel accessories and other apparel manufacturing	0	0	0	0
Leather and hide tanning and finishing	0	0	0	0

Footwear manufacturing	0	0	0	0
Other leather and allied product manufacturing	0	0	0	0
Sawmills and wood preservation	0	14	1	15
Veneer and plywood manufacturing	0	0	0	0
Engineered wood member and truss manufacturing	0	69	3	72
Reconstituted wood product manufacturing	0	0	0	0
Wood windows and doors and millwork manufacturing	0	0	0	0
Wood container and pallet manufacturing	0	3	2	5
Manufactured home (mobile home) manufacturing	0	0	0	0
Prefabricated wood building manufacturing	0	0	0	0
All other miscellaneous wood product manufacturing	0	56	15	71
Pulp mills	0	0	0	0
Paper mills	0	0	0	0
Paperboard Mills	0	0	0	0
Paperboard container manufacturing	0	62	10	72
Coated and laminated paper, packaging paper and plastics film manufacturing	0	96	6	102
All other paper bag and coated and treated paper manufacturing	0	110	13	123
Stationery product manufacturing	0	0	0	0
Sanitary paper product manufacturing	0	0	0	0
All other converted paper product manufacturing	0	0	0	0
Printing	0	173	9	182
Support activities for printing	0	0	0	0
Petroleum refineries	0	363	108	470
Asphalt paving mixture and block manufacturing	0	0	0	0
Asphalt shingle and coating materials manufacturing	0	5	4	9
Petroleum lubricating oil and grease manufacturing	0	0	0	0
All other petroleum and coal products manufacturing	0	0	0	0
Petrochemical manufacturing	0	0	0	0
Industrial gas manufacturing	0	5	7	12
Synthetic dye and pigment manufacturing	0	0	0	0
Alkalies and chlorine manufacturing	0	7	4	10
Carbon black manufacturing	0	0	0	0
All other basic inorganic chemical manufacturing	0	0	0	0
Other basic organic chemical manufacturing	0	8	1	9
Plastics material and resin manufacturing	0	0	0	0
Synthetic rubber manufacturing	0	0	0	0
Artificial and synthetic fibers and filaments manufacturing	0	0	0	0
Fertilizer manufacturing	0	14	1	15
Pesticide and other agricultural chemical manufacturing	0	0	0	0
Medicinal and botanical manufacturing	0	0	1	1
Pharmaceutical preparation manufacturing	0	0	0	0
In-vitro diagnostic substance manufacturing	0	0	0	0
Biological product (except diagnostic) manufacturing	0	0	0	0
Paint and coating manufacturing	0	102	2	103
Adhesive manufacturing	0	0	0	0
Soap and cleaning compound manufacturing	0	7	3	9
Toilet preparation manufacturing	0	0	0	0
Printing ink manufacturing	0	0	0	0
All other chemical product and preparation manufacturing	0	5	2	7

Plastics packaging materials and unlaminated film and sheet manufacturing	0	0	0	0
Unlaminated plastics profile shape manufacturing	0	0	0	0
Plastics pipe and pipe fitting manufacturing	0	0	0	0
Laminated plastics plate, sheet (except packaging), and shape manufacturing	0	43	3	46
Polystyrene foam product manufacturing	0	0	0	0
Urethane and other foam product (except polystyrene) manufacturing	0	4	0	4
Plastics bottle manufacturing	0	0	0	0
Other plastics product manufacturing	0	40	11	52
Tire manufacturing	0	0	0	0
Rubber and plastics hoses and belting manufacturing	0	0	0	0
Other rubber product manufacturing	0	0	0	0
Pottery, ceramics, and plumbing fixture manufacturing	0	0	0	0
Brick, tile, and other structural clay product manufacturing	0	0	0	0
Clay and nonclay refractory manufacturing	0	4	0	4
Flat glass manufacturing	0	0	0	0
Other pressed and blown glass and glassware manufacturing	0	0	0	0
Glass container manufacturing	0	0	0	0
Glass product manufacturing made of purchased glass	0	2	1	3
Cement manufacturing	0	31	2	33
Ready-mix concrete manufacturing	0	519	33	552
Concrete pipe, brick, and block manufacturing	0	309	18	327
Other concrete product manufacturing	0	58	3	61
Lime and gypsum product manufacturing	0	0	0	0
Abrasive product manufacturing	0	33	2	35
Cut stone and stone product manufacturing	0	2	1	4
Ground or treated mineral and earth manufacturing	0	0	0	0
Mineral wool manufacturing	0	0	0	0
Miscellaneous nonmetallic mineral product manufacturing	0	14	2	16
Iron and steel mills and ferroalloy manufacturing	0	0	0	0
Steel product manufacturing from purchased steel	0	0	0	0
Alumina refining and primary aluminum production	0	0	0	0
Secondary smelting and alloying of aluminum	0	1	0	1
Aluminum product manufacturing from purchased aluminum	0	0	0	0
Primary smelting and refining of copper	0	0	0	0
Primary smelting and refining of nonferrous metal (except copper and aluminum)	0	0	0	0
Copper rolling, drawing, extruding and alloying	0	0	0	0
Nonferrous metal (except copper and aluminum) rolling, drawing, extruding and alloying	0	0	0	0
Ferrous metal foundries	0	0	0	0
Nonferrous metal foundries	0	3	0	3
All other forging, stamping, and sintering	0	0	0	0
Custom roll forming	0	0	0	0
Crown and closure manufacturing and metal stamping	0	25	3	28
Cutlery, utensil, pot, and pan manufacturing	0	0	0	0
Handtool manufacturing	0	0	0	0
Plate work and fabricated structural product manufacturing	0	45	3	48
Ornamental and architectural metal products manufacturing	0	26	1	27

Power boiler and heat exchanger manufacturing	0	0	0	0
Metal tank (heavy gauge) manufacturing	0	6	1	7
Metal can, box, and other metal container (light gauge) manufacturing	0	7	2	9
Ammunition manufacturing	0	0	0	0
Arms, ordnance, and accessories manufacturing	0	0	0	0
Hardware manufacturing	0	0	0	0
Spring and wire product manufacturing	0	0	0	0
Machine shops	0	2	0	2
Turned product and screw, nut, and bolt manufacturing	0	0	0	0
Coating, engraving, heat treating and allied activities	0	0	0	0
Valve and fittings other than plumbing manufacturing	0	32	2	35
Plumbing fixture fitting and trim manufacturing	0	0	0	0
Ball and roller bearing manufacturing	0	0	0	0
Fabricated pipe and pipe fitting manufacturing	0	0	0	0
Other fabricated metal manufacturing	0	0	0	0
Farm machinery and equipment manufacturing	0	0	0	0
Lawn and garden equipment manufacturing	0	0	0	0
Construction machinery manufacturing	0	0	0	0
Mining and oil and gas field machinery manufacturing	0	0	0	0
Other industrial machinery manufacturing	0	0	0	0
Plastics and rubber industry machinery manufacturing	0	0	0	0
Semiconductor machinery manufacturing	0	0	0	0
Vending, commercial, industrial, and office machinery manufacturing	0	0	0	0
Optical instrument and lens manufacturing	0	0	0	0
Photographic and photocopying equipment manufacturing	0	0	0	0
Other commercial and service industry machinery manufacturing	0	0	0	0
Air purification and ventilation equipment manufacturing	0	0	0	0
Heating equipment (except warm air furnaces) manufacturing	0	0	0	0
Air conditioning, refrigeration, and warm air heating equipment manufacturing	0	1	0	2
Industrial mold manufacturing	0	1	0	1
Metal cutting and forming machine tool manufacturing	0	0	0	0
Special tool, die, jig, and fixture manufacturing	0	0	0	0
Cutting tool and machine tool accessory manufacturing	0	0	0	0
Rolling mill and other metalworking machinery manufacturing	0	0	0	0
Turbine and turbine generator set units manufacturing	0	0	0	0
Speed changer, industrial high-speed drive, and gear manufacturing	0	1	0	1
Mechanical power transmission equipment manufacturing	0	0	0	0
Other engine equipment manufacturing	0	0	0	0
Pump and pumping equipment manufacturing	0	0	0	0
Air and gas compressor manufacturing	0	0	0	0
Material handling equipment manufacturing	0	2	0	3
Power-driven handtool manufacturing	0	0	0	0
Other general purpose machinery manufacturing	0	0	0	0
Packaging machinery manufacturing	0	0	0	0
Industrial process furnace and oven manufacturing	0	0	0	0

Fluid power process machinery manufacturing	0	0	0	0
Electronic computer manufacturing	0	1	1	2
Computer storage device manufacturing	0	0	0	0
Computer terminals and other computer peripheral equipment manufacturing	0	0	0	0
Telephone apparatus manufacturing	0	0	0	0
Broadcast and wireless communications equipment manufacturing	0	0	0	0
Other communications equipment manufacturing	0	0	0	0
Audio and video equipment manufacturing	0	0	0	0
Electron tube manufacturing	0	0	0	0
Bare printed circuit board manufacturing	0	0	0	0
Semiconductor and related device manufacturing	0	0	0	0
Electronic capacitor, resistor, coil, transformer, and other inductor manufacturing	0	0	0	0
Electronic connector manufacturing	0	0	0	0
Printed circuit assembly (electronic assembly) manufacturing	0	0	0	0
Other electronic component manufacturing	0	0	0	0
Electromedical and electrotherapeutic apparatus manufacturing	0	0	0	0
Search, detection, and navigation instruments manufacturing	0	0	0	0
Automatic environmental control manufacturing	0	0	0	0
Industrial process variable instruments manufacturing	0	0	0	0
Totalizing fluid meters and counting devices manufacturing	0	0	0	0
Electricity and signal testing instruments manufacturing	0	0	0	0
Analytical laboratory instrument manufacturing	0	0	0	0
Irradiation apparatus manufacturing	0	0	0	0
Watch, clock, and other measuring and controlling device manufacturing	0	0	0	0
Software, audio, and video media for reproduction	0	0	0	0
Magnetic and optical recording media manufacturing	0	0	0	0
Electric lamp bulb and part manufacturing	0	0	0	0
Lighting fixture manufacturing	0	0	0	0
Small electrical appliance manufacturing	0	0	0	0
Household cooking appliance manufacturing	0	0	0	0
Household refrigerator and home freezer manufacturing	0	0	0	0
Household laundry equipment manufacturing	0	0	0	0
Other major household appliance manufacturing	0	0	0	0
Power, distribution, and specialty transformer manufacturing	0	0	0	0
Motor and generator manufacturing	0	3	0	3
Switchgear and switchboard apparatus manufacturing	0	0	0	0
Relay and industrial control manufacturing	0	0	0	0
Storage battery manufacturing	0	0	0	0
Primary battery manufacturing	0	0	0	0
Communication and energy wire and cable manufacturing	0	0	0	0
Wiring device manufacturing	0	8	1	9
Carbon and graphite product manufacturing	0	0	0	0
All other miscellaneous electrical equipment and component manufacturing	0	0	0	0
Automobile manufacturing	0	0	13	14
Light truck and utility vehicle manufacturing	0	0	0	0

Heavy duty truck manufacturing	0	0	0	0
Motor vehicle body manufacturing	0	0	0	0
Truck trailer manufacturing	0	0	0	0
Motor home manufacturing	0	0	0	0
Travel trailer and camper manufacturing	0	0	0	0
Motor vehicle parts manufacturing	0	23	9	32
Aircraft manufacturing	0	0	0	0
Aircraft engine and engine parts manufacturing	0	0	0	0
Other aircraft parts and auxiliary equipment manufacturing	0	0	0	0
Guided missile and space vehicle manufacturing	0	0	0	0
Propulsion units and parts for space vehicles and guided missiles manufacturing	0	0	0	0
Railroad rolling stock manufacturing	0	0	0	0
Ship building and repairing	0	1	0	1
Boat building	0	0	5	5
Motorcycle, bicycle, and parts manufacturing	0	0	0	0
Military armored vehicle, tank, and tank component manufacturing	0	0	0	0
All other transportation equipment manufacturing	0	0	0	0
Wood kitchen cabinet and countertop manufacturing	0	18	3	21
Upholstered household furniture manufacturing	0	0	0	0
Nonupholstered wood household furniture manufacturing	0	0	1	1
Metal and other household furniture manufacturing	0	0	1	1
Institutional furniture manufacturing	0	0	0	0
Office Furniture	0	0	0	0
Custom architectural woodwork and millwork manufacturing	0	0	0	0
Showcase, partition, shelving, and locker manufacturing	0	0	0	0
Mattress manufacturing	0	0	0	0
Blind and shade manufacturing	0	7	1	8
Surgical and medical instrument, laboratory and medical instrument manufacturing	0	0	0	0
Surgical appliance and supplies manufacturing	0	0	1	1
Dental equipment and supplies manufacturing	0	0	0	0
Ophthalmic goods manufacturing	0	0	0	0
Dental laboratories manufacturing	0	0	0	0
Jewelry and silverware manufacturing	0	0	0	0
Sporting and athletic goods manufacturing	0	17	5	22
Doll, toy, and game manufacturing	0	0	0	0
Office supplies (except paper) manufacturing	0	0	0	0
Sign manufacturing	0	46	2	48
Gasket, packing, and sealing device manufacturing	0	0	0	0
Musical instrument manufacturing	0	0	0	0
All other miscellaneous manufacturing	0	21	20	41
Broom, brush, and mop manufacturing	0	0	0	0
Wholesale trade businesses	0	10,888	4,869	15,758
Retail Stores - Motor vehicle and parts	0	660	2,852	3,512
Retail Stores - Furniture and home furnishings	0	100	666	766
Retail Stores - Electronics and appliances	0	132	576	708
Retail Stores - Building material and garden supply	0	317	2,026	2,343
Retail Stores - Food and beverage	0	283	2,021	2,304
Retail Stores - Health and personal care	0	202	1,524	1,726

Retail Stores - Gasoline stations	6,211	269	1,660	8,140
Retail Stores - Clothing and clothing accessories	0	143	1,101	1,243
Retail Stores - Sporting goods, hobby, book and music	0	75	477	552
Retail Stores - General merchandise	8,942	525	3,423	12,890
Retail Stores - Miscellaneous	10,819	181	981	11,980
Retail Nonstores - Direct and electronic sales	0	349	1,534	1,882
Transport by air	0	206	171	377
Transport by rail	0	757	200	957
Transport by water	0	14	11	25
Transport by truck	0	3,977	841	4,817
Transit and ground passenger transportation	0	120	59	178
Transport by pipeline	0	0	0	0
Scenic and sightseeing transportation and support activities for transportation	0	3,664	449	4,113
Couriers and messengers	0	936	160	1,096
Warehousing and storage	0	1,171	179	1,350
Newspaper publishers	0	1,670	100	1,770
Periodical publishers	0	0	0	0
Book publishers	0	1	5	6
Directory, mailing list, and other publishers	0	89	5	94
Software publishers	0	2	0	2
Motion picture and video industries	0	458	61	520
Sound recording industries	0	0	0	0
Radio and television broadcasting	0	1,358	72	1,430
Cable and other subscription programming	0	6,297	355	6,652
Internet publishing and broadcasting	0	59	4	62
Telecommunications	0	4,954	1,651	6,605
Data processing, hosting, ISP, web search portals and related services	0	49	24	73
Other information services	0	4	1	6
Monetary authorities and depository credit intermediation activities	0	6,028	4,801	10,829
Nondepository credit intermediation and related activities	0	3,347	1,632	4,978
Securities, commodity contracts, investments, and related activities	0	347	338	685
Insurance carriers	0	1,697	561	2,258
Insurance agencies, brokerages, and related activities	0	1,625	276	1,901
Funds, trusts, and other financial vehicles	0	1	32	33
Real estate establishments	0	34,449	7,471	41,920
Imputed rental activity for owner-occupied dwellings	0	0	26,821	26,821
Automotive equipment rental and leasing	0	421	79	500
General and consumer goods rental except video tapes and discs	0	919	288	1,208
Video tape and disc rental	0	0	127	127
Commercial and industrial machinery and equipment rental and leasing	0	1,238	53	1,291
Lessors of nonfinancial intangible assets	0	18	2	20
Legal services	0	5,336	2,013	7,349
Accounting, tax preparation, bookkeeping, and payroll services	0	4,780	389	5,169
Architectural, engineering, and related services	0	2,536	149	2,684
Specialized design services	0	77	14	91

Custom computer programming services	0	21	3	24
Computer systems design services	0	54	8	62
Other computer related services, including facilities management	0	208	32	240
Management, scientific, and technical consulting services	0	1,521	130	1,651
Environmental and other technical consulting services	0	56	5	61
Scientific research and development services	0	19	4	23
Advertising and related services	0	5,001	250	5,251
Photographic services	0	42	38	80
Veterinary services	0	1	144	145
All other miscellaneous professional, scientific, and technical services	0	188	15	203
Management of companies and enterprises	0	2,562	117	2,679
Employment services	0	5,457	372	5,829
Travel arrangement and reservation services	0	1,019	155	1,175
Office administrative services	0	1,200	89	1,289
Facilities support services	0	100	8	109
Business support services	0	4,065	454	4,519
Investigation and security services	0	2,974	361	3,335
Services to buildings and dwellings	0	3,970	302	4,271
Other support services	0	660	71	731
Waste management and remediation services	0	1,544	152	1,696
Private elementary and secondary schools	0	0	379	379
Private junior colleges, colleges, universities, and professional schools	0	0	1	1
Other private educational services	0	1,370	637	2,007
Offices of physicians, dentists, and other health practitioners	0	0	11,258	11,258
Home health care services	0	0	1,564	1,564
Medical and diagnostic labs and outpatient and other ambulatory care services	0	1	1,057	1,058
Private hospitals	0	0	8,354	8,354
Nursing and residential care facilities	0	0	2,574	2,574
Child day care services	0	0	823	823
Individual and family services	0	0	945	945
Community food, housing, and other relief services, including rehabilitation services	0	0	331	331
Performing arts companies	0	638	32	670
Spectator sports companies	0	351	57	408
Promoters of performing arts and sports and agents for public figures	0	74	15	89
Independent artists, writers, and performers	0	6	0	6
Museums, historical sites, zoos, and parks	0	0	122	122
Fitness and recreational sports centers	0	19	31	50
Bowling centers	0	0	5	5
Amusement parks, arcades, and gambling industries	0	26	1,051	1,076
Other amusement and recreation industries	332,744	116	701	333,562
Hotels and motels, including casino hotels	200,875	369	81	201,325
Other accommodations	0	5	1	6
Food services and drinking places	147,153	7,886	6,214	161,253
Automotive repair and maintenance, except car washes	0	893	894	1,788
Car washes	0	48	70	118

Electronic and precision equipment repair and maintenance	0	517	44	561
Commercial and industrial machinery and equipment repair and maintenance	0	3,503	182	3,685
Personal and household goods repair and maintenance	0	922	284	1,206
Personal care services	0	0	334	334
Death care services	0	0	139	139
Dry-cleaning and laundry services	0	1,063	240	1,303
Other personal services	0	421	313	734
Religious organizations	0	0	1,097	1,097
Grantmaking, giving, and social advocacy organizations	0	0	191	191
Civic, social, professional, and similar organizations	0	589	689	1,279
Private household operations	0	0	237	237
US Postal Service	0	2,477	250	2,727
Federal electric utilities	0	0	0	0
Other Federal Government enterprises	0	29	19	47
State and local government passenger transit	0	12	6	18
State and local government electric utilities	0	8,029	1,180	9,209
Other state and local government enterprises	0	3,421	1,119	4,540
* Not an industry (Used and secondhand goods)	0	0	0	0
* Not an industry (Scrap)	0	0	0	0
* Not an industry (Rest of the world adjustment)	0	0	0	0
* Not an industry (Noncomparable foreign imports)	0	0	0	0
* Employment and payroll only (state & local govt, non-education)	0	0	0	0
* Employment and payroll only (state & local govt, education)	0	0	0	0
* Employment and payroll only (federal govt, non-military)	0	0	0	0
* Employment and payroll only (federal govt, military)	0	0	0	0

Diving Texas Clipper: Output

Description	Direct	Indirect	Induced	Total
Total	1,665,943	462,548	222,812	2,351,302
Oilseed farming	0	7	1	8
Grain farming	0	739	107	846
Vegetable and melon farming	0	85	197	282
Fruit farming	0	5	85	90
Tree nut farming	0	0	0	0
Greenhouse, nursery, and floriculture production	0	37	84	121
Tobacco farming	0	0	0	0
Cotton farming	0	14	18	33
Sugarcane and sugar beet farming	0	2	2	4
All other crop farming	0	4,386	88	4,474
Cattle ranching and farming	0	298	128	426
Dairy cattle and milk production	0	38	34	72
Poultry and egg production	0	2	5	7
Animal production, except cattle and poultry and eggs	0	560	58	618
Forestry, forest products, and timber tract production	0	9	3	11
Commercial logging	0	0	0	0
Commercial Fishing	0	713	54	767
Commercial hunting and trapping	0	0	0	0
Support activities for agriculture and forestry	0	211	38	249

Extraction of oil and natural gas	0	289	69	358
Mining coal	0	0	0	0
Mining iron ore	0	0	0	0
Mining copper, nickel, lead, and zinc	0	0	0	0
Mining gold, silver, and other metal ore	0	0	0	0
Mining and quarrying stone	0	128	27	155
Mining and quarrying sand, gravel, clay, and ceramic and refractory minerals	0	118	17	135
Mining and quarrying other nonmetallic minerals	0	17	3	21
Drilling oil and gas wells	0	0	0	0
Support activities for oil and gas operations	0	0	0	0
Support activities for other mining	0	0	0	0
Electric power generation, transmission, and distribution	0	10,975	1,626	12,601
Natural gas distribution	0	3,304	541	3,846
Water, sewage and other treatment and delivery systems	0	509	150	659
Construction of new nonresidential commercial and health care structures	0	0	0	0
Construction of new nonresidential manufacturing structures	0	0	0	0
Construction of other new nonresidential structures	0	0	0	0
Construction of new residential permanent site single- and multi-family structures	0	0	0	0
Construction of other new residential structures	0	91	30	121
Maintenance and repair construction of nonresidential structures	0	3,540	289	3,829
Maintenance and repair construction of residential structures	0	150	805	954
Dog and cat food manufacturing	0	0	0	0
Other animal food manufacturing	0	0	0	0
Flour milling and malt manufacturing	0	0	0	0
Wet corn milling	0	0	0	0
Soybean and other oilseed processing	0	2,409	357	2,766
Fats and oils refining and blending	0	0	0	0
Breakfast cereal manufacturing	0	0	0	0
Sugar cane mills and refining	0	0	0	0
Beet sugar manufacturing	0	0	0	0
Chocolate and confectionery manufacturing from cacao beans	0	0	0	0
Confectionery manufacturing from purchased chocolate	0	60	88	147
Nonchocolate confectionery manufacturing	0	0	0	0
Frozen food manufacturing	0	0	0	0
Fruit and vegetable canning, pickling, and drying	0	67	31	99
Fluid milk and butter manufacturing	0	298	262	560
Cheese manufacturing	0	0	0	0
Dry, condensed, and evaporated dairy product manufacturing	0	0	0	0
Ice cream and frozen dessert manufacturing	0	0	0	0
Animal (except poultry) slaughtering, rendering, and processing	0	1,636	702	2,337
Poultry processing	0	0	0	0
Seafood product preparation and packaging	0	4,021	446	4,467
Bread and bakery product manufacturing	0	307	129	436

Cookie, cracker, and pasta manufacturing	0	0	0	0
Tortilla manufacturing	0	19	86	105
Snack food manufacturing	0	42	29	71
Coffee and tea manufacturing	0	0	0	0
Flavoring syrup and concentrate manufacturing	0	0	0	0
Seasoning and dressing manufacturing	0	63	15	77
All other food manufacturing	0	0	0	0
Soft drink and ice manufacturing	0	2,496	1,967	4,463
Breweries	0	0	0	0
Wineries	0	0	0	0
Distilleries	0	0	0	0
Tobacco product manufacturing	0	0	0	0
Fiber, yarn, and thread mills	0	1	0	1
Broadwoven fabric mills	0	10	3	14
Narrow fabric mills and schiffli machine embroidery	0	15	2	17
Nonwoven fabric mills	0	0	0	0
Knit fabric mills	0	0	0	0
Textile and fabric finishing mills	0	0	0	0
Fabric coating mills	0	0	0	0
Carpet and rug mills	0	0	0	0
Curtain and linen mills	0	6	2	8
Textile bag and canvas mills	0	48	1	50
All other textile product mills	0	12	2	13
Apparel knitting mills	0	0	0	0
Cut and sew apparel contractors	0	0	0	0
Mens and boys cut and sew apparel manufacturing	0	0	8	9
Womens and girls cut and sew apparel manufacturing	0	0	0	0
Other cut and sew apparel manufacturing	0	0	0	0
Apparel accessories and other apparel manufacturing	0	0	0	0
Leather and hide tanning and finishing	0	0	0	0
Footwear manufacturing	0	0	0	0
Other leather and allied product manufacturing	0	0	1	1
Sawmills and wood preservation	0	101	5	106
Veneer and plywood manufacturing	0	0	0	0
Engineered wood member and truss manufacturing	0	243	11	255
Reconstituted wood product manufacturing	0	0	0	0
Wood windows and doors and millwork manufacturing	0	2	0	2
Wood container and pallet manufacturing	0	12	7	19
Manufactured home (mobile home) manufacturing	0	0	0	0
Prefabricated wood building manufacturing	0	0	0	0
All other miscellaneous wood product manufacturing	0	199	51	251
Pulp mills	0	0	0	0
Paper mills	0	0	0	0
Paperboard Mills	0	0	0	0
Paperboard container manufacturing	0	449	72	521
Coated and laminated paper, packaging paper and plastics film manufacturing	0	458	29	487
All other paper bag and coated and treated paper manufacturing	0	661	75	737
Stationery product manufacturing	0	0	0	0
Sanitary paper product manufacturing	0	0	0	0

All other converted paper product manufacturing	0	0	0	0
Printing	0	548	28	576
Support activities for printing	0	0	0	0
Petroleum refineries	0	25,744	7,645	33,389
Asphalt paving mixture and block manufacturing	0	0	0	0
Asphalt shingle and coating materials manufacturing	0	24	18	42
Petroleum lubricating oil and grease manufacturing	0	0	0	0
All other petroleum and coal products manufacturing	0	0	0	0
Petrochemical manufacturing	0	0	0	0
Industrial gas manufacturing	0	37	55	91
Synthetic dye and pigment manufacturing	0	0	0	0
Alkalies and chlorine manufacturing	0	67	36	103
Carbon black manufacturing	0	0	0	0
All other basic inorganic chemical manufacturing	0	0	0	0
Other basic organic chemical manufacturing	0	172	22	194
Plastics material and resin manufacturing	0	1	0	1
Synthetic rubber manufacturing	0	0	0	0
Artificial and synthetic fibers and filaments manufacturing	0	0	0	0
Fertilizer manufacturing	0	202	15	217
Pesticide and other agricultural chemical manufacturing	0	0	0	0
Medicinal and botanical manufacturing	0	1	3	4
Pharmaceutical preparation manufacturing	0	0	0	0
In-vitro diagnostic substance manufacturing	0	0	0	0
Biological product (except diagnostic) manufacturing	0	0	0	0
Paint and coating manufacturing	0	607	11	618
Adhesive manufacturing	0	0	0	0
Soap and cleaning compound manufacturing	0	32	14	46
Toilet preparation manufacturing	0	0	0	0
Printing ink manufacturing	0	0	0	0
All other chemical product and preparation manufacturing	0	25	7	32
Plastics packaging materials and unlaminated film and sheet manufacturing	0	0	0	0
Unlaminated plastics profile shape manufacturing	0	0	0	0
Plastics pipe and pipe fitting manufacturing	0	0	0	0
Laminated plastics plate, sheet (except packaging), and shape manufacturing	0	207	16	223
Polystyrene foam product manufacturing	0	0	0	0
Urethane and other foam product (except polystyrene) manufacturing	0	22	3	25
Plastics bottle manufacturing	0	0	0	0
Other plastics product manufacturing	0	157	44	201
Tire manufacturing	0	0	0	0
Rubber and plastics hoses and belting manufacturing	0	0	0	0
Other rubber product manufacturing	0	0	0	0
Pottery, ceramics, and plumbing fixture manufacturing	0	0	0	0
Brick, tile, and other structural clay product manufacturing	0	0	0	0
Clay and nonclay refractory manufacturing	0	11	1	12
Flat glass manufacturing	0	0	0	0

Other pressed and blown glass and glassware manufacturing	0	0	0	0
Glass container manufacturing	0	0	0	0
Glass product manufacturing made of purchased glass	0	4	3	7
Cement manufacturing	0	106	6	111
Ready-mix concrete manufacturing	0	2,236	144	2,380
Concrete pipe, brick, and block manufacturing	0	1,027	60	1,087
Other concrete product manufacturing	0	241	14	255
Lime and gypsum product manufacturing	0	0	0	0
Abrasive product manufacturing	0	81	5	86
Cut stone and stone product manufacturing	0	5	3	8
Ground or treated mineral and earth manufacturing	0	0	0	0
Mineral wool manufacturing	0	0	0	0
Miscellaneous nonmetallic mineral product manufacturing	0	44	8	52
Iron and steel mills and ferroalloy manufacturing	0	0	0	0
Steel product manufacturing from purchased steel	0	0	0	0
Alumina refining and primary aluminum production	0	0	0	0
Secondary smelting and alloying of aluminum	0	3	1	4
Aluminum product manufacturing from purchased aluminum	0	0	0	0
Primary smelting and refining of copper	0	0	0	0
Primary smelting and refining of nonferrous metal (except copper and aluminum)	0	0	0	0
Copper rolling, drawing, extruding and alloying	0	0	0	0
Nonferrous metal (except copper and aluminum) rolling, drawing, extruding and alloying	0	0	0	0
Ferrous metal foundries	0	0	0	0
Nonferrous metal foundries	0	12	0	12
All other forging, stamping, and sintering	0	0	0	0
Custom roll forming	0	0	0	0
Crown and closure manufacturing and metal stamping	0	53	6	59
Cutlery, utensil, pot, and pan manufacturing	0	0	0	0
Handtool manufacturing	0	0	0	0
Plate work and fabricated structural product manufacturing	0	164	12	176
Ornamental and architectural metal products manufacturing	0	100	5	105
Power boiler and heat exchanger manufacturing	0	0	0	0
Metal tank (heavy gauge) manufacturing	0	21	3	24
Metal can, box, and other metal container (light gauge) manufacturing	0	31	10	41
Ammunition manufacturing	0	0	0	0
Arms, ordnance, and accessories manufacturing	0	0	0	0
Hardware manufacturing	0	0	0	0
Spring and wire product manufacturing	0	0	0	0
Machine shops	0	6	1	7
Turned product and screw, nut, and bolt manufacturing	0	0	0	0
Coating, engraving, heat treating and allied activities	0	1	0	1
Valve and fittings other than plumbing manufacturing	0	83	6	89
Plumbing fixture fitting and trim manufacturing	0	0	0	0
Ball and roller bearing manufacturing	0	0	0	0

Fabricated pipe and pipe fitting manufacturing	0	0	0	0
Other fabricated metal manufacturing	0	0	0	0
Farm machinery and equipment manufacturing	0	4	1	4
Lawn and garden equipment manufacturing	0	0	0	0
Construction machinery manufacturing	0	0	0	0
Mining and oil and gas field machinery manufacturing	0	0	0	0
Other industrial machinery manufacturing	0	1	0	1
Plastics and rubber industry machinery manufacturing	0	0	0	0
Semiconductor machinery manufacturing	0	0	0	0
Vending, commercial, industrial, and office machinery manufacturing	0	0	0	0
Optical instrument and lens manufacturing	0	0	0	0
Photographic and photocopying equipment manufacturing	0	0	0	0
Other commercial and service industry machinery manufacturing	0	0	0	0
Air purification and ventilation equipment manufacturing	0	2	0	2
Heating equipment (except warm air furnaces) manufacturing	0	0	0	0
Air conditioning, refrigeration, and warm air heating equipment manufacturing	0	10	1	11
Industrial mold manufacturing	0	3	0	3
Metal cutting and forming machine tool manufacturing	0	0	0	0
Special tool, die, jig, and fixture manufacturing	0	0	0	0
Cutting tool and machine tool accessory manufacturing	0	0	0	0
Rolling mill and other metalworking machinery manufacturing	0	0	0	0
Turbine and turbine generator set units manufacturing	0	0	0	0
Speed changer, industrial high-speed drive, and gear manufacturing	0	4	1	5
Mechanical power transmission equipment manufacturing	0	0	0	0
Other engine equipment manufacturing	0	0	0	0
Pump and pumping equipment manufacturing	0	0	0	0
Air and gas compressor manufacturing	0	0	0	0
Material handling equipment manufacturing	0	8	1	9
Power-driven handtool manufacturing	0	0	0	0
Other general purpose machinery manufacturing	0	0	0	0
Packaging machinery manufacturing	0	0	0	0
Industrial process furnace and oven manufacturing	0	0	0	0
Fluid power process machinery manufacturing	0	0	0	0
Electronic computer manufacturing	0	7	12	19
Computer storage device manufacturing	0	0	0	0
Computer terminals and other computer peripheral equipment manufacturing	0	0	0	0
Telephone apparatus manufacturing	0	0	0	0
Broadcast and wireless communications equipment manufacturing	0	0	0	0
Other communications equipment manufacturing	0	0	0	0
Audio and video equipment manufacturing	0	0	0	0
Electron tube manufacturing	0	0	0	0
Bare printed circuit board manufacturing	0	0	0	0

Semiconductor and related device manufacturing	0	0	0	0
Electronic capacitor, resistor, coil, transformer, and other inductor manufacturing	0	0	0	0
Electronic connector manufacturing	0	0	0	0
Printed circuit assembly (electronic assembly) manufacturing	0	0	0	0
Other electronic component manufacturing	0	1	0	1
Electromedical and electrotherapeutic apparatus manufacturing	0	0	0	0
Search, detection, and navigation instruments manufacturing	0	0	0	0
Automatic environmental control manufacturing	0	0	0	0
Industrial process variable instruments manufacturing	0	1	0	2
Totalizing fluid meters and counting devices manufacturing	0	0	0	0
Electricity and signal testing instruments manufacturing	0	0	0	0
Analytical laboratory instrument manufacturing	0	0	0	0
Irradiation apparatus manufacturing	0	0	0	0
Watch, clock, and other measuring and controlling device manufacturing	0	0	0	0
Software, audio, and video media for reproduction	0	0	0	0
Magnetic and optical recording media manufacturing	0	0	0	0
Electric lamp bulb and part manufacturing	0	0	0	0
Lighting fixture manufacturing	0	0	0	0
Small electrical appliance manufacturing	0	0	0	0
Household cooking appliance manufacturing	0	0	0	0
Household refrigerator and home freezer manufacturing	0	0	0	0
Household laundry equipment manufacturing	0	0	0	0
Other major household appliance manufacturing	0	0	0	0
Power, distribution, and specialty transformer manufacturing	0	0	0	0
Motor and generator manufacturing	0	12	1	14
Switchgear and switchboard apparatus manufacturing	0	0	0	0
Relay and industrial control manufacturing	0	1	0	1
Storage battery manufacturing	0	0	0	0
Primary battery manufacturing	0	0	0	0
Communication and energy wire and cable manufacturing	0	0	0	0
Wiring device manufacturing	0	28	2	30
Carbon and graphite product manufacturing	0	0	0	0
All other miscellaneous electrical equipment and component manufacturing	0	0	0	0
Automobile manufacturing	0	2	126	128
Light truck and utility vehicle manufacturing	0	0	0	0
Heavy duty truck manufacturing	0	0	0	0
Motor vehicle body manufacturing	0	1	0	1
Truck trailer manufacturing	0	0	0	0
Motor home manufacturing	0	0	0	0
Travel trailer and camper manufacturing	0	0	0	0
Motor vehicle parts manufacturing	0	144	56	200
Aircraft manufacturing	0	0	0	1
Aircraft engine and engine parts manufacturing	0	0	0	0
Other aircraft parts and auxiliary equipment	0	0	0	0

manufacturing				
Guided missile and space vehicle manufacturing	0	0	0	0
Propulsion units and parts for space vehicles and guided missiles manufacturing	0	0	0	0
Railroad rolling stock manufacturing	0	0	0	0
Ship building and repairing	0	3	0	3
Boat building	0	1	46	47
Motorcycle, bicycle, and parts manufacturing	0	0	0	0
Military armored vehicle, tank, and tank component manufacturing	0	0	0	0
All other transportation equipment manufacturing	0	0	0	0
Wood kitchen cabinet and countertop manufacturing	0	70	14	83
Upholstered household furniture manufacturing	0	0	0	0
Nonupholstered wood household furniture manufacturing	0	0	3	3
Metal and other household furniture manufacturing	0	0	2	2
Institutional furniture manufacturing	0	0	0	0
Office Furniture	0	0	0	0
Custom architectural woodwork and millwork manufacturing	0	0	0	0
Showcase, partition, shelving, and locker manufacturing	0	0	0	0
Mattress manufacturing	0	0	0	0
Blind and shade manufacturing	0	24	3	28
Surgical and medical instrument, laboratory and medical instrument manufacturing	0	0	0	0
Surgical appliance and supplies manufacturing	0	1	2	3
Dental equipment and supplies manufacturing	0	0	0	0
Ophthalmic goods manufacturing	0	0	0	0
Dental laboratories manufacturing	0	0	1	1
Jewelry and silverware manufacturing	0	0	0	0
Sporting and athletic goods manufacturing	0	67	19	85
Doll, toy, and game manufacturing	0	0	0	0
Office supplies (except paper) manufacturing	0	0	0	0
Sign manufacturing	0	114	6	120
Gasket, packing, and sealing device manufacturing	0	0	0	0
Musical instrument manufacturing	0	0	0	0
All other miscellaneous manufacturing	0	69	65	133
Broom, brush, and mop manufacturing	0	0	0	0
Wholesale trade businesses	0	17,115	7,654	24,769
Retail Stores - Motor vehicle and parts	0	921	3,976	4,897
Retail Stores - Furniture and home furnishings	0	168	1,118	1,286
Retail Stores - Electronics and appliances	0	210	915	1,125
Retail Stores - Building material and garden supply	0	492	3,141	3,633
Retail Stores - Food and beverage	0	446	3,187	3,633
Retail Stores - Health and personal care	0	280	2,116	2,396
Retail Stores - Gasoline stations	9,089	393	2,429	11,911
Retail Stores - Clothing and clothing accessories	0	220	1,695	1,914
Retail Stores - Sporting goods, hobby, book and music	0	119	756	875
Retail Stores - General merchandise	14,100	827	5,398	20,325
Retail Stores - Miscellaneous	14,656	245	1,328	16,229
Retail Nonstores - Direct and electronic sales	0	497	2,187	2,684
Transport by air	0	558	462	1,020

Transport by rail	0	1,324	350	1,674
Transport by water	0	66	49	115
Transport by truck	0	8,024	1,696	9,720
Transit and ground passenger transportation	0	195	95	290
Transport by pipeline	0	0	0	0
Scenic and sightseeing transportation and support activities for transportation	0	4,183	512	4,696
Couriers and messengers	0	1,292	221	1,513
Warehousing and storage	0	1,480	227	1,706
Newspaper publishers	0	4,590	275	4,865
Periodical publishers	0	0	0	0
Book publishers	0	3	12	16
Directory, mailing list, and other publishers	0	168	9	177
Software publishers	0	5	1	5
Motion picture and video industries	0	1,626	217	1,843
Sound recording industries	0	0	0	0
Radio and television broadcasting	0	3,026	159	3,185
Cable and other subscription programming	0	87,368	4,920	92,288
Internet publishing and broadcasting	0	767	46	814
Telecommunications	0	13,765	4,588	18,354
Data processing, hosting, ISP, web search portals and related services	0	159	78	237
Other information services	0	41	13	54
Monetary authorities and depository credit intermediation activities	0	8,551	6,810	15,362
Nondepository credit intermediation and related activities	0	5,773	2,814	8,587
Securities, commodity contracts, investments, and related activities	0	865	842	1,708
Insurance carriers	0	4,351	1,439	5,789
Insurance agencies, brokerages, and related activities	0	3,610	614	4,224
Funds, trusts, and other financial vehicles	0	26	698	724
Real estate establishments	0	44,592	9,670	54,262
Imputed rental activity for owner-occupied dwellings	0	0	37,719	37,719
Automotive equipment rental and leasing	0	947	179	1,126
General and consumer goods rental except video tapes and discs	0	1,211	380	1,591
Video tape and disc rental	0	0	246	246
Commercial and industrial machinery and equipment rental and leasing	0	3,543	152	3,695
Lessors of nonfinancial intangible assets	0	31	3	34
Legal services	0	8,674	3,272	11,946
Accounting, tax preparation, bookkeeping, and payroll services	0	8,453	689	9,141
Architectural, engineering, and related services	0	5,171	303	5,474
Specialized design services	0	159	28	187
Custom computer programming services	0	44	6	51
Computer systems design services	0	76	11	87
Other computer related services, including facilities management	0	276	43	319
Management, scientific, and technical consulting services	0	3,156	270	3,426
Environmental and other technical consulting services	0	105	9	114
Scientific research and development services	0	46	10	56

Advertising and related services	0	10,705	535	11,240
Photographic services	0	109	100	209
Veterinary services	0	2	309	311
All other miscellaneous professional, scientific, and technical services	0	470	38	508
Management of companies and enterprises	0	5,476	250	5,727
Employment services	0	7,786	530	8,316
Travel arrangement and reservation services	0	1,821	277	2,098
Office administrative services	0	1,796	134	1,930
Facilities support services	0	227	19	246
Business support services	0	7,091	791	7,882
Investigation and security services	0	4,156	504	4,661
Services to buildings and dwellings	0	7,829	595	8,424
Other support services	0	1,036	111	1,147
Waste management and remediation services	0	4,123	405	4,528
Private elementary and secondary schools	0	0	549	549
Private junior colleges, colleges, universities, and professional schools	0	0	6	6
Other private educational services	0	3,130	1,457	4,587
Offices of physicians, dentists, and other health practitioners	0	0	17,028	17,028
Home health care services	0	0	2,163	2,163
Medical and diagnostic labs and outpatient and other ambulatory care services	0	1	1,717	1,718
Private hospitals	0	0	13,617	13,617
Nursing and residential care facilities	0	0	3,839	3,839
Child day care services	0	0	1,558	1,558
Individual and family services	0	0	2,253	2,253
Community food, housing, and other relief services, including rehabilitation services	0	0	782	782
Performing arts companies	0	1,385	70	1,455
Spectator sports companies	0	1,075	176	1,251
Promoters of performing arts and sports and agents for public figures	0	213	43	256
Independent artists, writers, and performers	0	8	1	8
Museums, historical sites, zoos, and parks	0	0	198	198
Fitness and recreational sports centers	0	48	77	125
Bowling centers	0	0	12	12
Amusement parks, arcades, and gambling industries	0	80	3,268	3,348
Other amusement and recreation industries	972,978	340	2,051	975,370
Hotels and motels, including casino hotels	340,259	625	137	341,021
Other accommodations	0	9	3	12
Food services and drinking places	314,860	16,874	13,296	345,030
Automotive repair and maintenance, except car washes	0	1,811	1,814	3,625
Car washes	0	90	131	221
Electronic and precision equipment repair and maintenance	0	808	68	876
Commercial and industrial machinery and equipment repair and maintenance	0	5,463	284	5,747
Personal and household goods repair and maintenance	0	1,823	561	2,384
Personal care services	0	0	562	562
Death care services	0	0	315	315

Dry-cleaning and laundry services	0	1,429	322	1,752
Other personal services	0	955	710	1,665
Religious organizations	0	0	2,787	2,787
Grantmaking, giving, and social advocacy organizations	0	0	790	790
Civic, social, professional, and similar organizations	0	1,824	2,133	3,957
Private household operations	0	0	240	240
US Postal Service	0	3,644	369	4,012
Federal electric utilities	0	0	0	0
Other Federal Government enterprises	0	35	22	57
State and local government passenger transit	0	334	163	497
State and local government electric utilities	0	30,965	4,551	35,516
Other state and local government enterprises	0	14,199	4,645	18,844
* Not an industry (Used and secondhand goods)	0	0	0	0
* Not an industry (Scrap)	0	0	0	0
* Not an industry (Rest of the world adjustment)	0	0	0	0
* Not an industry (Noncomparable foreign imports)	0	0	0	0
* Employment and payroll only (state & local govt, non-education)	0	0	0	0
* Employment and payroll only (state & local govt, education)	0	0	0	0
* Employment and payroll only (federal govt, non-military)	0	0	0	0
* Employment and payroll only (federal govt, military)	0	0	0	0

Diving Texas Clipper: Employee Compensation

Description	Direct	Indirect	Induced	Total
Total	386,070	89,729	56,612	532,411
Oilseed farming	0	0	0	0
Grain farming	0	6	1	7
Vegetable and melon farming	0	4	10	15
Fruit farming	0	1	9	9
Tree nut farming	0	0	0	0
Greenhouse, nursery, and floriculture production	0	9	21	30
Tobacco farming	0	0	0	0
Cotton farming	0	1	1	3
Sugarcane and sugar beet farming	0	0	0	0
All other crop farming	0	200	4	204
Cattle ranching and farming	0	9	4	12
Dairy cattle and milk production	0	1	1	2
Poultry and egg production	0	0	0	0
Animal production, except cattle and poultry and eggs	0	35	4	39
Forestry, forest products, and timber tract production	0	0	0	0
Commercial logging	0	0	0	0
Commercial Fishing	0	100	8	108
Commercial hunting and trapping	0	0	0	0
Support activities for agriculture and forestry	0	120	22	141
Extraction of oil and natural gas	0	0	0	0
Mining coal	0	0	0	0
Mining iron ore	0	0	0	0
Mining copper, nickel, lead, and zinc	0	0	0	0
Mining gold, silver, and other metal ore	0	0	0	0
Mining and quarrying stone	0	28	6	34
Mining and quarrying sand, gravel, clay, and ceramic and refractory minerals	0	32	5	36
Mining and quarrying other nonmetallic minerals	0	3	1	4
Drilling oil and gas wells	0	0	0	0
Support activities for oil and gas operations	0	0	0	0
Support activities for other mining	0	0	0	0
Electric power generation, transmission, and distribution	0	2,329	345	2,674
Natural gas distribution	0	455	75	530
Water, sewage and other treatment and delivery systems	0	220	65	284
Construction of new nonresidential commercial and health care structures	0	0	0	0
Construction of new nonresidential manufacturing structures	0	0	0	0
Construction of other new nonresidential structures	0	0	0	0
Construction of new residential permanent site single- and multi-family structures	0	0	0	0
Construction of other new residential structures	0	15	5	20
Maintenance and repair construction of nonresidential structures	0	1,399	114	1,513
Maintenance and repair construction of residential structures	0	29	155	184
Dog and cat food manufacturing	0	0	0	0
Other animal food manufacturing	0	0	0	0
Flour milling and malt manufacturing	0	0	0	0
Wet corn milling	0	0	0	0

Soybean and other oilseed processing	0	32	5	37
Fats and oils refining and blending	0	0	0	0
Breakfast cereal manufacturing	0	0	0	0
Sugar cane mills and refining	0	0	0	0
Beet sugar manufacturing	0	0	0	0
Chocolate and confectionery manufacturing from cacao beans	0	0	0	0
Confectionery manufacturing from purchased chocolate	0	7	10	17
Nonchocolate confectionery manufacturing	0	0	0	0
Frozen food manufacturing	0	0	0	0
Fruit and vegetable canning, pickling, and drying	0	4	2	6
Fluid milk and butter manufacturing	0	13	12	25
Cheese manufacturing	0	0	0	0
Dry, condensed, and evaporated dairy product manufacturing	0	0	0	0
Ice cream and frozen dessert manufacturing	0	0	0	0
Animal (except poultry) slaughtering, rendering, and processing	0	138	59	197
Poultry processing	0	0	0	0
Seafood product preparation and packaging	0	426	47	474
Bread and bakery product manufacturing	0	101	42	144
Cookie, cracker, and pasta manufacturing	0	0	0	0
Tortilla manufacturing	0	1	7	8
Snack food manufacturing	0	3	2	6
Coffee and tea manufacturing	0	0	0	0
Flavoring syrup and concentrate manufacturing	0	0	0	0
Seasoning and dressing manufacturing	0	5	1	6
All other food manufacturing	0	0	0	0
Soft drink and ice manufacturing	0	276	218	494
Breweries	0	0	0	0
Wineries	0	0	0	0
Distilleries	0	0	0	0
Tobacco product manufacturing	0	0	0	0
Fiber, yarn, and thread mills	0	0	0	0
Broadwoven fabric mills	0	2	1	3
Narrow fabric mills and schiffli machine embroidery	0	4	0	4
Nonwoven fabric mills	0	0	0	0
Knit fabric mills	0	0	0	0
Textile and fabric finishing mills	0	0	0	0
Fabric coating mills	0	0	0	0
Carpet and rug mills	0	0	0	0
Curtain and linen mills	0	1	0	2
Textile bag and canvas mills	0	10	0	10
All other textile product mills	0	2	0	2
Apparel knitting mills	0	0	0	0
Cut and sew apparel contractors	0	0	0	0
Mens and boys cut and sew apparel manufacturing	0	0	1	1
Womens and girls cut and sew apparel manufacturing	0	0	0	0
Other cut and sew apparel manufacturing	0	0	0	0
Apparel accessories and other apparel manufacturing	0	0	0	0
Leather and hide tanning and finishing	0	0	0	0
Footwear manufacturing	0	0	0	0
Other leather and allied product manufacturing	0	0	0	0

Sawmills and wood preservation	0	11	1	12
Veneer and plywood manufacturing	0	0	0	0
Engineered wood member and truss manufacturing	0	68	3	71
Reconstituted wood product manufacturing	0	0	0	0
Wood windows and doors and millwork manufacturing	0	0	0	0
Wood container and pallet manufacturing	0	2	1	4
Manufactured home (mobile home) manufacturing	0	0	0	0
Prefabricated wood building manufacturing	0	0	0	0
All other miscellaneous wood product manufacturing	0	37	10	47
Pulp mills	0	0	0	0
Paper mills	0	0	0	0
Paperboard Mills	0	0	0	0
Paperboard container manufacturing	0	59	9	68
Coated and laminated paper, packaging paper and plastics film manufacturing	0	71	4	75
All other paper bag and coated and treated paper manufacturing	0	100	11	112
Stationery product manufacturing	0	0	0	0
Sanitary paper product manufacturing	0	0	0	0
All other converted paper product manufacturing	0	0	0	0
Printing	0	122	6	129
Support activities for printing	0	0	0	0
Petroleum refineries	0	259	77	335
Asphalt paving mixture and block manufacturing	0	0	0	0
Asphalt shingle and coating materials manufacturing	0	3	2	6
Petroleum lubricating oil and grease manufacturing	0	0	0	0
All other petroleum and coal products manufacturing	0	0	0	0
Petrochemical manufacturing	0	0	0	0
Industrial gas manufacturing	0	1	2	4
Synthetic dye and pigment manufacturing	0	0	0	0
Alkalies and chlorine manufacturing	0	3	2	5
Carbon black manufacturing	0	0	0	0
All other basic inorganic chemical manufacturing	0	0	0	0
Other basic organic chemical manufacturing	0	3	0	4
Plastics material and resin manufacturing	0	0	0	0
Synthetic rubber manufacturing	0	0	0	0
Artificial and synthetic fibers and filaments manufacturing	0	0	0	0
Fertilizer manufacturing	0	8	1	9
Pesticide and other agricultural chemical manufacturing	0	0	0	0
Medicinal and botanical manufacturing	0	0	0	0
Pharmaceutical preparation manufacturing	0	0	0	0
In-vitro diagnostic substance manufacturing	0	0	0	0
Biological product (except diagnostic) manufacturing	0	0	0	0
Paint and coating manufacturing	0	60	1	61
Adhesive manufacturing	0	0	0	0
Soap and cleaning compound manufacturing	0	2	1	2
Toilet preparation manufacturing	0	0	0	0
Printing ink manufacturing	0	0	0	0
All other chemical product and preparation manufacturing	0	3	1	4
Plastics packaging materials and unlaminated film and sheet manufacturing	0	0	0	0
Unlaminated plastics profile shape manufacturing	0	0	0	0

Plastics pipe and pipe fitting manufacturing	0	0	0	0
Laminated plastics plate, sheet (except packaging), and shape manufacturing	0	26	2	28
Polystyrene foam product manufacturing	0	0	0	0
Urethane and other foam product (except polystyrene) manufacturing	0	2	0	3
Plastics bottle manufacturing	0	0	0	0
Other plastics product manufacturing	0	27	8	35
Tire manufacturing	0	0	0	0
Rubber and plastics hoses and belting manufacturing	0	0	0	0
Other rubber product manufacturing	0	0	0	0
Pottery, ceramics, and plumbing fixture manufacturing	0	0	0	0
Brick, tile, and other structural clay product manufacturing	0	0	0	0
Clay and nonclay refractory manufacturing	0	3	0	3
Flat glass manufacturing	0	0	0	0
Other pressed and blown glass and glassware manufacturing	0	0	0	0
Glass container manufacturing	0	0	0	0
Glass product manufacturing made of purchased glass	0	1	1	2
Cement manufacturing	0	10	1	10
Ready-mix concrete manufacturing	0	344	22	366
Concrete pipe, brick, and block manufacturing	0	178	10	189
Other concrete product manufacturing	0	41	2	44
Lime and gypsum product manufacturing	0	0	0	0
Abrasive product manufacturing	0	15	1	16
Cut stone and stone product manufacturing	0	2	1	3
Ground or treated mineral and earth manufacturing	0	0	0	0
Mineral wool manufacturing	0	0	0	0
Miscellaneous nonmetallic mineral product manufacturing	0	8	1	9
Iron and steel mills and ferroalloy manufacturing	0	0	0	0
Steel product manufacturing from purchased steel	0	0	0	0
Alumina refining and primary aluminum production	0	0	0	0
Secondary smelting and alloying of aluminum	0	0	0	0
Aluminum product manufacturing from purchased aluminum	0	0	0	0
Primary smelting and refining of copper	0	0	0	0
Primary smelting and refining of nonferrous metal (except copper and aluminum)	0	0	0	0
Copper rolling, drawing, extruding and alloying	0	0	0	0
Nonferrous metal (except copper and aluminum) rolling, drawing, extruding and alloying	0	0	0	0
Ferrous metal foundries	0	0	0	0
Nonferrous metal foundries	0	2	0	2
All other forging, stamping, and sintering	0	0	0	0
Custom roll forming	0	0	0	0
Crown and closure manufacturing and metal stamping	0	20	2	22
Cutlery, utensil, pot, and pan manufacturing	0	0	0	0
Handtool manufacturing	0	0	0	0
Plate work and fabricated structural product manufacturing	0	28	2	30
Ornamental and architectural metal products manufacturing	0	19	1	20
Power boiler and heat exchanger manufacturing	0	0	0	0
Metal tank (heavy gauge) manufacturing	0	4	0	4
Metal can, box, and other metal container (light gauge)	0	3	1	4

manufacturing				
Ammunition manufacturing	0	0	0	0
Arms, ordnance, and accessories manufacturing	0	0	0	0
Hardware manufacturing	0	0	0	0
Spring and wire product manufacturing	0	0	0	0
Machine shops	0	2	0	2
Turned product and screw, nut, and bolt manufacturing	0	0	0	0
Coating, engraving, heat treating and allied activities	0	0	0	0
Valve and fittings other than plumbing manufacturing	0	16	1	17
Plumbing fixture fitting and trim manufacturing	0	0	0	0
Ball and roller bearing manufacturing	0	0	0	0
Fabricated pipe and pipe fitting manufacturing	0	0	0	0
Other fabricated metal manufacturing	0	0	0	0
Farm machinery and equipment manufacturing	0	0	0	0
Lawn and garden equipment manufacturing	0	0	0	0
Construction machinery manufacturing	0	0	0	0
Mining and oil and gas field machinery manufacturing	0	0	0	0
Other industrial machinery manufacturing	0	0	0	0
Plastics and rubber industry machinery manufacturing	0	0	0	0
Semiconductor machinery manufacturing	0	0	0	0
Vending, commercial, industrial, and office machinery manufacturing	0	0	0	0
Optical instrument and lens manufacturing	0	0	0	0
Photographic and photocopying equipment manufacturing	0	0	0	0
Other commercial and service industry machinery manufacturing	0	0	0	0
Air purification and ventilation equipment manufacturing	0	0	0	0
Heating equipment (except warm air furnaces) manufacturing	0	0	0	0
Air conditioning, refrigeration, and warm air heating equipment manufacturing	0	1	0	1
Industrial mold manufacturing	0	1	0	1
Metal cutting and forming machine tool manufacturing	0	0	0	0
Special tool, die, jig, and fixture manufacturing	0	0	0	0
Cutting tool and machine tool accessory manufacturing	0	0	0	0
Rolling mill and other metalworking machinery manufacturing	0	0	0	0
Turbine and turbine generator set units manufacturing	0	0	0	0
Speed changer, industrial high-speed drive, and gear manufacturing	0	1	0	1
Mechanical power transmission equipment manufacturing	0	0	0	0
Other engine equipment manufacturing	0	0	0	0
Pump and pumping equipment manufacturing	0	0	0	0
Air and gas compressor manufacturing	0	0	0	0
Material handling equipment manufacturing	0	2	0	2
Power-driven handtool manufacturing	0	0	0	0
Other general purpose machinery manufacturing	0	0	0	0
Packaging machinery manufacturing	0	0	0	0
Industrial process furnace and oven manufacturing	0	0	0	0
Fluid power process machinery manufacturing	0	0	0	0
Electronic computer manufacturing	0	0	1	1
Computer storage device manufacturing	0	0	0	0
Computer terminals and other computer peripheral equipment manufacturing	0	0	0	0

Telephone apparatus manufacturing	0	0	0	0
Broadcast and wireless communications equipment manufacturing	0	0	0	0
Other communications equipment manufacturing	0	0	0	0
Audio and video equipment manufacturing	0	0	0	0
Electron tube manufacturing	0	0	0	0
Bare printed circuit board manufacturing	0	0	0	0
Semiconductor and related device manufacturing	0	0	0	0
Electronic capacitor, resistor, coil, transformer, and other inductor manufacturing	0	0	0	0
Electronic connector manufacturing	0	0	0	0
Printed circuit assembly (electronic assembly) manufacturing	0	0	0	0
Other electronic component manufacturing	0	0	0	0
Electromedical and electrotherapeutic apparatus manufacturing	0	0	0	0
Search, detection, and navigation instruments manufacturing	0	0	0	0
Automatic environmental control manufacturing	0	0	0	0
Industrial process variable instruments manufacturing	0	0	0	0
Totalizing fluid meters and counting devices manufacturing	0	0	0	0
Electricity and signal testing instruments manufacturing	0	0	0	0
Analytical laboratory instrument manufacturing	0	0	0	0
Irradiation apparatus manufacturing	0	0	0	0
Watch, clock, and other measuring and controlling device manufacturing	0	0	0	0
Software, audio, and video media for reproduction	0	0	0	0
Magnetic and optical recording media manufacturing	0	0	0	0
Electric lamp bulb and part manufacturing	0	0	0	0
Lighting fixture manufacturing	0	0	0	0
Small electrical appliance manufacturing	0	0	0	0
Household cooking appliance manufacturing	0	0	0	0
Household refrigerator and home freezer manufacturing	0	0	0	0
Household laundry equipment manufacturing	0	0	0	0
Other major household appliance manufacturing	0	0	0	0
Power, distribution, and specialty transformer manufacturing	0	0	0	0
Motor and generator manufacturing	0	1	0	1
Switchgear and switchboard apparatus manufacturing	0	0	0	0
Relay and industrial control manufacturing	0	0	0	0
Storage battery manufacturing	0	0	0	0
Primary battery manufacturing	0	0	0	0
Communication and energy wire and cable manufacturing	0	0	0	0
Wiring device manufacturing	0	4	0	5
Carbon and graphite product manufacturing	0	0	0	0
All other miscellaneous electrical equipment and component manufacturing	0	0	0	0
Automobile manufacturing	0	0	7	7
Light truck and utility vehicle manufacturing	0	0	0	0
Heavy duty truck manufacturing	0	0	0	0
Motor vehicle body manufacturing	0	0	0	0
Truck trailer manufacturing	0	0	0	0
Motor home manufacturing	0	0	0	0
Travel trailer and camper manufacturing	0	0	0	0
Motor vehicle parts manufacturing	0	18	7	25
Aircraft manufacturing	0	0	0	0

Aircraft engine and engine parts manufacturing	0	0	0	0
Other aircraft parts and auxiliary equipment manufacturing	0	0	0	0
Guided missile and space vehicle manufacturing	0	0	0	0
Propulsion units and parts for space vehicles and guided missiles manufacturing	0	0	0	0
Railroad rolling stock manufacturing	0	0	0	0
Ship building and repairing	0	1	0	1
Boat building	0	0	5	5
Motorcycle, bicycle, and parts manufacturing	0	0	0	0
Military armored vehicle, tank, and tank component manufacturing	0	0	0	0
All other transportation equipment manufacturing	0	0	0	0
Wood kitchen cabinet and countertop manufacturing	0	18	4	21
Upholstered household furniture manufacturing	0	0	0	0
Nonupholstered wood household furniture manufacturing	0	0	1	1
Metal and other household furniture manufacturing	0	0	0	0
Institutional furniture manufacturing	0	0	0	0
Office Furniture	0	0	0	0
Custom architectural woodwork and millwork manufacturing	0	0	0	0
Showcase, partition, shelving, and locker manufacturing	0	0	0	0
Mattress manufacturing	0	0	0	0
Blind and shade manufacturing	0	6	1	7
Surgical and medical instrument, laboratory and medical instrument manufacturing	0	0	0	0
Surgical appliance and supplies manufacturing	0	0	1	1
Dental equipment and supplies manufacturing	0	0	0	0
Ophthalmic goods manufacturing	0	0	0	0
Dental laboratories manufacturing	0	0	0	0
Jewelry and silverware manufacturing	0	0	0	0
Sporting and athletic goods manufacturing	0	12	3	16
Doll, toy, and game manufacturing	0	0	0	0
Office supplies (except paper) manufacturing	0	0	0	0
Sign manufacturing	0	41	2	43
Gasket, packing, and sealing device manufacturing	0	0	0	0
Musical instrument manufacturing	0	0	0	0
All other miscellaneous manufacturing	0	16	15	31
Broom, brush, and mop manufacturing	0	0	0	0
Wholesale trade businesses	0	6,101	2,728	8,829
Retail Stores - Motor vehicle and parts	0	488	2,108	2,597
Retail Stores - Furniture and home furnishings	0	62	410	471
Retail Stores - Electronics and appliances	0	99	430	529
Retail Stores - Building material and garden supply	0	193	1,232	1,425
Retail Stores - Food and beverage	0	182	1,302	1,484
Retail Stores - Health and personal care	0	121	913	1,034
Retail Stores - Gasoline stations	2,547	110	681	3,338
Retail Stores - Clothing and clothing accessories	0	69	533	602
Retail Stores - Sporting goods, hobby, book and music	0	39	250	289
Retail Stores - General merchandise	5,995	352	2,295	8,642
Retail Stores - Miscellaneous	5,462	91	495	6,048
Retail Nonstores - Direct and electronic sales	0	67	297	364
Transport by air	0	152	126	277

Transport by rail	0	325	86	410
Transport by water	0	7	5	12
Transport by truck	0	2,968	627	3,596
Transit and ground passenger transportation	0	78	38	116
Transport by pipeline	0	0	0	0
Scenic and sightseeing transportation and support activities for transportation	0	1,606	197	1,802
Couriers and messengers	0	570	97	667
Warehousing and storage	0	818	125	943
Newspaper publishers	0	1,405	84	1,489
Periodical publishers	0	0	0	0
Book publishers	0	1	3	3
Directory, mailing list, and other publishers	0	34	2	36
Software publishers	0	1	0	1
Motion picture and video industries	0	291	39	330
Sound recording industries	0	0	0	0
Radio and television broadcasting	0	1,425	75	1,500
Cable and other subscription programming	0	3,353	189	3,542
Internet publishing and broadcasting	0	14	1	15
Telecommunications	0	1,808	603	2,410
Data processing, hosting, ISP, web search portals and related services	0	32	16	48
Other information services	0	1	0	1
Monetary authorities and depository credit intermediation activities	0	1,718	1,368	3,086
Nondepository credit intermediation and related activities	0	1,579	770	2,350
Securities, commodity contracts, investments, and related activities	0	327	319	646
Insurance carriers	0	801	265	1,066
Insurance agencies, brokerages, and related activities	0	1,156	197	1,353
Funds, trusts, and other financial vehicles	0	1	15	16
Real estate establishments	0	6,294	1,365	7,659
Imputed rental activity for owner-occupied dwellings	0	0	0	0
Automotive equipment rental and leasing	0	184	35	219
General and consumer goods rental except video tapes and discs	0	4	1	6
Video tape and disc rental	0	0	79	79
Commercial and industrial machinery and equipment rental and leasing	0	561	24	585
Lessors of nonfinancial intangible assets	0	1	0	1
Legal services	0	2,291	864	3,155
Accounting, tax preparation, bookkeeping, and payroll services	0	2,211	180	2,391
Architectural, engineering, and related services	0	1,389	82	1,471
Specialized design services	0	29	5	34
Custom computer programming services	0	17	2	20
Computer systems design services	0	46	7	53
Other computer related services, including facilities management	0	33	5	38
Management, scientific, and technical consulting services	0	674	58	732
Environmental and other technical consulting services	0	25	2	28
Scientific research and development services	0	12	2	14
Advertising and related services	0	2,339	117	2,456
Photographic services	0	16	14	30

Veterinary services	0	1	77	78
All other miscellaneous professional, scientific, and technical services	0	21	2	23
Management of companies and enterprises	0	1,916	87	2,003
Employment services	0	4,716	321	5,037
Travel arrangement and reservation services	0	462	70	532
Office administrative services	0	836	62	899
Facilities support services	0	81	7	88
Business support services	0	2,615	292	2,907
Investigation and security services	0	2,315	281	2,596
Services to buildings and dwellings	0	2,834	215	3,049
Other support services	0	251	27	277
Waste management and remediation services	0	917	90	1,007
Private elementary and secondary schools	0	0	346	346
Private junior colleges, colleges, universities, and professional schools	0	0	1	1
Other private educational services	0	1,034	481	1,515
Offices of physicians, dentists, and other health practitioners	0	0	9,596	9,596
Home health care services	0	0	1,194	1,194
Medical and diagnostic labs and outpatient and other ambulatory care services	0	0	590	590
Private hospitals	0	0	5,279	5,279
Nursing and residential care facilities	0	0	2,426	2,426
Child day care services	0	0	411	411
Individual and family services	0	0	724	724
Community food, housing, and other relief services, including rehabilitation services	0	0	353	353
Performing arts companies	0	320	16	336
Spectator sports companies	0	186	30	217
Promoters of performing arts and sports and agents for public figures	0	26	5	31
Independent artists, writers, and performers	0	1	0	1
Museums, historical sites, zoos, and parks	0	0	70	70
Fitness and recreational sports centers	0	18	29	46
Bowling centers	0	0	4	4
Amusement parks, arcades, and gambling industries	0	15	600	614
Other amusement and recreation industries	188,607	66	398	189,070
Hotels and motels, including casino hotels	87,699	161	35	87,895
Other accommodations	0	2	1	3
Food services and drinking places	95,761	5,132	4,044	104,937
Automotive repair and maintenance, except car washes	0	343	344	687
Car washes	0	15	22	38
Electronic and precision equipment repair and maintenance	0	173	15	187
Commercial and industrial machinery and equipment repair and maintenance	0	956	50	1,005
Personal and household goods repair and maintenance	0	330	102	431
Personal care services	0	0	160	160
Death care services	0	0	115	115
Dry-cleaning and laundry services	0	551	124	675
Other personal services	0	85	63	148
Religious organizations	0	0	429	429

Grantmaking, giving, and social advocacy organizations	0	0	457	457
Civic, social, professional, and similar organizations	0	1,007	1,177	2,184
Private household operations	0	0	207	207
US Postal Service	0	2,685	272	2,957
Federal electric utilities	0	0	0	0
Other Federal Government enterprises	0	27	18	45
State and local government passenger transit	0	232	113	345
State and local government electric utilities	0	4,502	662	5,163
Other state and local government enterprises	0	2,618	856	3,474
* Not an industry (Used and secondhand goods)	0	0	0	0
* Not an industry (Scrap)	0	0	0	0
* Not an industry (Rest of the world adjustment)	0	0	0	0
* Not an industry (Noncomparable foreign imports)	0	0	0	0
* Employment and payroll only (state & local govt, non-education)	0	0	0	0
* Employment and payroll only (state & local govt, education)	0	0	0	0
* Employment and payroll only (federal govt, non-military)	0	0	0	0
* Employment and payroll only (federal govt, military)	0	0	0	0

Diving Texas Clipper: Proprietors Income

Description	Direct	Indirect	Induced	Total
Total	28,816	17,525	7,731	54,072
Oilseed farming	0	1	0	1
Grain farming	0	61	9	69
Vegetable and melon farming	0	15	36	51
Fruit farming	0	1	11	11
Tree nut farming	0	0	0	0
Greenhouse, nursery, and floriculture production	0	8	17	25
Tobacco farming	0	0	0	0
Cotton farming	0	1	1	2
Sugarcane and sugar beet farming	0	0	0	0
All other crop farming	0	491	10	501
Cattle ranching and farming	0	1	1	2
Dairy cattle and milk production	0	0	0	0
Poultry and egg production	0	0	0	0
Animal production, except cattle and poultry and eggs	0	-4	0	-4
Forestry, forest products, and timber tract production	0	1	0	1
Commercial logging	0	0	0	0
Commercial Fishing	0	29	2	31
Commercial hunting and trapping	0	0	0	0
Support activities for agriculture and forestry	0	84	15	100
Extraction of oil and natural gas	0	69	16	85
Mining coal	0	0	0	0
Mining iron ore	0	0	0	0
Mining copper, nickel, lead, and zinc	0	0	0	0
Mining gold, silver, and other metal ore	0	0	0	0
Mining and quarrying stone	0	16	3	19
Mining and quarrying sand, gravel, clay, and ceramic and refractory minerals	0	17	3	19
Mining and quarrying other nonmetallic minerals	0	2	0	2
Drilling oil and gas wells	0	0	0	0
Support activities for oil and gas operations	0	0	0	0
Support activities for other mining	0	0	0	0
Electric power generation, transmission, and distribution	0	0	0	0
Natural gas distribution	0	0	0	0
Water, sewage and other treatment and delivery systems	0	0	0	0
Construction of new nonresidential commercial and health care structures	0	0	0	0
Construction of new nonresidential manufacturing structures	0	0	0	0
Construction of other new nonresidential structures	0	0	0	0
Construction of new residential permanent site single- and multi-family structures	0	0	0	0
Construction of other new residential structures	0	5	2	7
Maintenance and repair construction of nonresidential structures	0	191	16	207
Maintenance and repair construction of residential structures	0	38	207	245
Dog and cat food manufacturing	0	0	0	0
Other animal food manufacturing	0	0	0	0
Flour milling and malt manufacturing	0	0	0	0
Wet corn milling	0	0	0	0

Soybean and other oilseed processing	0	0	0	1
Fats and oils refining and blending	0	0	0	0
Breakfast cereal manufacturing	0	0	0	0
Sugar cane mills and refining	0	0	0	0
Beet sugar manufacturing	0	0	0	0
Chocolate and confectionery manufacturing from cacao beans	0	0	0	0
Confectionery manufacturing from purchased chocolate	0	0	0	0
Nonchocolate confectionery manufacturing	0	0	0	0
Frozen food manufacturing	0	0	0	0
Fruit and vegetable canning, pickling, and drying	0	0	0	0
Fluid milk and butter manufacturing	0	0	0	0
Cheese manufacturing	0	0	0	0
Dry, condensed, and evaporated dairy product manufacturing	0	0	0	0
Ice cream and frozen dessert manufacturing	0	0	0	0
Animal (except poultry) slaughtering, rendering, and processing	0	2	1	2
Poultry processing	0	0	0	0
Seafood product preparation and packaging	0	7	1	8
Bread and bakery product manufacturing	0	1	0	1
Cookie, cracker, and pasta manufacturing	0	0	0	0
Tortilla manufacturing	0	0	0	0
Snack food manufacturing	0	0	0	0
Coffee and tea manufacturing	0	0	0	0
Flavoring syrup and concentrate manufacturing	0	0	0	0
Seasoning and dressing manufacturing	0	0	0	0
All other food manufacturing	0	0	0	0
Soft drink and ice manufacturing	0	4	3	7
Breweries	0	0	0	0
Wineries	0	0	0	0
Distilleries	0	0	0	0
Tobacco product manufacturing	0	0	0	0
Fiber, yarn, and thread mills	0	0	0	0
Broadwoven fabric mills	0	0	0	0
Narrow fabric mills and schiffli machine embroidery	0	0	0	0
Nonwoven fabric mills	0	0	0	0
Knit fabric mills	0	0	0	0
Textile and fabric finishing mills	0	0	0	0
Fabric coating mills	0	0	0	0
Carpet and rug mills	0	0	0	0
Curtain and linen mills	0	0	0	0
Textile bag and canvas mills	0	0	0	0
All other textile product mills	0	0	0	0
Apparel knitting mills	0	0	0	0
Cut and sew apparel contractors	0	0	0	0
Mens and boys cut and sew apparel manufacturing	0	0	0	0
Womens and girls cut and sew apparel manufacturing	0	0	0	0
Other cut and sew apparel manufacturing	0	0	0	0
Apparel accessories and other apparel manufacturing	0	0	0	0
Leather and hide tanning and finishing	0	0	0	0
Footwear manufacturing	0	0	0	0
Other leather and allied product manufacturing	0	0	0	0

Sawmills and wood preservation	0	0	0	0
Veneer and plywood manufacturing	0	0	0	0
Engineered wood member and truss manufacturing	0	0	0	0
Reconstituted wood product manufacturing	0	0	0	0
Wood windows and doors and millwork manufacturing	0	0	0	0
Wood container and pallet manufacturing	0	0	0	0
Manufactured home (mobile home) manufacturing	0	0	0	0
Prefabricated wood building manufacturing	0	0	0	0
All other miscellaneous wood product manufacturing	0	0	0	0
Pulp mills	0	0	0	0
Paper mills	0	0	0	0
Paperboard Mills	0	0	0	0
Paperboard container manufacturing	0	0	0	0
Coated and laminated paper, packaging paper and plastics film manufacturing	0	0	0	0
All other paper bag and coated and treated paper manufacturing	0	0	0	0
Stationery product manufacturing	0	0	0	0
Sanitary paper product manufacturing	0	0	0	0
All other converted paper product manufacturing	0	0	0	0
Printing	0	4	0	4
Support activities for printing	0	0	0	0
Petroleum refineries	0	0	0	0
Asphalt paving mixture and block manufacturing	0	0	0	0
Asphalt shingle and coating materials manufacturing	0	0	0	0
Petroleum lubricating oil and grease manufacturing	0	0	0	0
All other petroleum and coal products manufacturing	0	0	0	0
Petrochemical manufacturing	0	0	0	0
Industrial gas manufacturing	0	1	1	1
Synthetic dye and pigment manufacturing	0	0	0	0
Alkalies and chlorine manufacturing	0	1	1	2
Carbon black manufacturing	0	0	0	0
All other basic inorganic chemical manufacturing	0	0	0	0
Other basic organic chemical manufacturing	0	2	0	2
Plastics material and resin manufacturing	0	0	0	0
Synthetic rubber manufacturing	0	0	0	0
Artificial and synthetic fibers and filaments manufacturing	0	0	0	0
Fertilizer manufacturing	0	1	0	1
Pesticide and other agricultural chemical manufacturing	0	0	0	0
Medicinal and botanical manufacturing	0	0	0	0
Pharmaceutical preparation manufacturing	0	0	0	0
In-vitro diagnostic substance manufacturing	0	0	0	0
Biological product (except diagnostic) manufacturing	0	0	0	0
Paint and coating manufacturing	0	15	0	15
Adhesive manufacturing	0	0	0	0
Soap and cleaning compound manufacturing	0	0	0	1
Toilet preparation manufacturing	0	0	0	0
Printing ink manufacturing	0	0	0	0
All other chemical product and preparation manufacturing	0	1	0	2
Plastics packaging materials and unlaminated film and sheet manufacturing	0	0	0	0
Unlaminated plastics profile shape manufacturing	0	0	0	0

Plastics pipe and pipe fitting manufacturing	0	0	0	0
Laminated plastics plate, sheet (except packaging), and shape manufacturing	0	0	0	0
Polystyrene foam product manufacturing	0	0	0	0
Urethane and other foam product (except polystyrene) manufacturing	0	0	0	0
Plastics bottle manufacturing	0	0	0	0
Other plastics product manufacturing	0	0	0	0
Tire manufacturing	0	0	0	0
Rubber and plastics hoses and belting manufacturing	0	0	0	0
Other rubber product manufacturing	0	0	0	0
Pottery, ceramics, and plumbing fixture manufacturing	0	0	0	0
Brick, tile, and other structural clay product manufacturing	0	0	0	0
Clay and nonclay refractory manufacturing	0	0	0	0
Flat glass manufacturing	0	0	0	0
Other pressed and blown glass and glassware manufacturing	0	0	0	0
Glass container manufacturing	0	0	0	0
Glass product manufacturing made of purchased glass	0	0	0	0
Cement manufacturing	0	1	0	1
Ready-mix concrete manufacturing	0	9	1	9
Concrete pipe, brick, and block manufacturing	0	4	0	5
Other concrete product manufacturing	0	1	0	2
Lime and gypsum product manufacturing	0	0	0	0
Abrasive product manufacturing	0	1	0	1
Cut stone and stone product manufacturing	0	0	0	0
Ground or treated mineral and earth manufacturing	0	0	0	0
Mineral wool manufacturing	0	0	0	0
Miscellaneous nonmetallic mineral product manufacturing	0	0	0	0
Iron and steel mills and ferroalloy manufacturing	0	0	0	0
Steel product manufacturing from purchased steel	0	0	0	0
Alumina refining and primary aluminum production	0	0	0	0
Secondary smelting and alloying of aluminum	0	0	0	0
Aluminum product manufacturing from purchased aluminum	0	0	0	0
Primary smelting and refining of copper	0	0	0	0
Primary smelting and refining of nonferrous metal (except copper and aluminum)	0	0	0	0
Copper rolling, drawing, extruding and alloying	0	0	0	0
Nonferrous metal (except copper and aluminum) rolling, drawing, extruding and alloying	0	0	0	0
Ferrous metal foundries	0	0	0	0
Nonferrous metal foundries	0	1	0	2
All other forging, stamping, and sintering	0	0	0	0
Custom roll forming	0	0	0	0
Crown and closure manufacturing and metal stamping	0	0	0	0
Cutlery, utensil, pot, and pan manufacturing	0	0	0	0
Handtool manufacturing	0	0	0	0
Plate work and fabricated structural product manufacturing	0	0	0	0
Ornamental and architectural metal products manufacturing	0	0	0	0
Power boiler and heat exchanger manufacturing	0	0	0	0
Metal tank (heavy gauge) manufacturing	0	0	0	0
Metal can, box, and other metal container (light gauge) manufacturing	0	0	0	0

Ammunition manufacturing	0	0	0	0
Arms, ordnance, and accessories manufacturing	0	0	0	0
Hardware manufacturing	0	0	0	0
Spring and wire product manufacturing	0	0	0	0
Machine shops	0	0	0	0
Turned product and screw, nut, and bolt manufacturing	0	0	0	0
Coating, engraving, heat treating and allied activities	0	0	0	0
Valve and fittings other than plumbing manufacturing	0	0	0	0
Plumbing fixture fitting and trim manufacturing	0	0	0	0
Ball and roller bearing manufacturing	0	0	0	0
Fabricated pipe and pipe fitting manufacturing	0	0	0	0
Other fabricated metal manufacturing	0	0	0	0
Farm machinery and equipment manufacturing	0	0	0	0
Lawn and garden equipment manufacturing	0	0	0	0
Construction machinery manufacturing	0	0	0	0
Mining and oil and gas field machinery manufacturing	0	0	0	0
Other industrial machinery manufacturing	0	0	0	0
Plastics and rubber industry machinery manufacturing	0	0	0	0
Semiconductor machinery manufacturing	0	0	0	0
Vending, commercial, industrial, and office machinery manufacturing	0	0	0	0
Optical instrument and lens manufacturing	0	0	0	0
Photographic and photocopying equipment manufacturing	0	0	0	0
Other commercial and service industry machinery manufacturing	0	0	0	0
Air purification and ventilation equipment manufacturing	0	0	0	0
Heating equipment (except warm air furnaces) manufacturing	0	0	0	0
Air conditioning, refrigeration, and warm air heating equipment manufacturing	0	0	0	0
Industrial mold manufacturing	0	0	0	0
Metal cutting and forming machine tool manufacturing	0	0	0	0
Special tool, die, jig, and fixture manufacturing	0	0	0	0
Cutting tool and machine tool accessory manufacturing	0	0	0	0
Rolling mill and other metalworking machinery manufacturing	0	0	0	0
Turbine and turbine generator set units manufacturing	0	0	0	0
Speed changer, industrial high-speed drive, and gear manufacturing	0	0	0	0
Mechanical power transmission equipment manufacturing	0	0	0	0
Other engine equipment manufacturing	0	0	0	0
Pump and pumping equipment manufacturing	0	0	0	0
Air and gas compressor manufacturing	0	0	0	0
Material handling equipment manufacturing	0	0	0	0
Power-driven handtool manufacturing	0	0	0	0
Other general purpose machinery manufacturing	0	0	0	0
Packaging machinery manufacturing	0	0	0	0
Industrial process furnace and oven manufacturing	0	0	0	0
Fluid power process machinery manufacturing	0	0	0	0
Electronic computer manufacturing	0	0	0	0
Computer storage device manufacturing	0	0	0	0
Computer terminals and other computer peripheral equipment manufacturing	0	0	0	0
Telephone apparatus manufacturing	0	0	0	0
Broadcast and wireless communications equipment manufacturing	0	0	0	0
Other communications equipment manufacturing	0	0	0	0

Audio and video equipment manufacturing	0	0	0	0
Electron tube manufacturing	0	0	0	0
Bare printed circuit board manufacturing	0	0	0	0
Semiconductor and related device manufacturing	0	0	0	0
Electronic capacitor, resistor, coil, transformer, and other inductor manufacturing	0	0	0	0
Electronic connector manufacturing	0	0	0	0
Printed circuit assembly (electronic assembly) manufacturing	0	0	0	0
Other electronic component manufacturing	0	0	0	0
Electromedical and electrotherapeutic apparatus manufacturing	0	0	0	0
Search, detection, and navigation instruments manufacturing	0	0	0	0
Automatic environmental control manufacturing	0	0	0	0
Industrial process variable instruments manufacturing	0	0	0	0
Totalizing fluid meters and counting devices manufacturing	0	0	0	0
Electricity and signal testing instruments manufacturing	0	0	0	0
Analytical laboratory instrument manufacturing	0	0	0	0
Irradiation apparatus manufacturing	0	0	0	0
Watch, clock, and other measuring and controlling device manufacturing	0	0	0	0
Software, audio, and video media for reproduction	0	0	0	0
Magnetic and optical recording media manufacturing	0	0	0	0
Electric lamp bulb and part manufacturing	0	0	0	0
Lighting fixture manufacturing	0	0	0	0
Small electrical appliance manufacturing	0	0	0	0
Household cooking appliance manufacturing	0	0	0	0
Household refrigerator and home freezer manufacturing	0	0	0	0
Household laundry equipment manufacturing	0	0	0	0
Other major household appliance manufacturing	0	0	0	0
Power, distribution, and specialty transformer manufacturing	0	0	0	0
Motor and generator manufacturing	0	0	0	0
Switchgear and switchboard apparatus manufacturing	0	0	0	0
Relay and industrial control manufacturing	0	0	0	0
Storage battery manufacturing	0	0	0	0
Primary battery manufacturing	0	0	0	0
Communication and energy wire and cable manufacturing	0	0	0	0
Wiring device manufacturing	0	0	0	0
Carbon and graphite product manufacturing	0	0	0	0
All other miscellaneous electrical equipment and component manufacturing	0	0	0	0
Automobile manufacturing	0	0	2	2
Light truck and utility vehicle manufacturing	0	0	0	0
Heavy duty truck manufacturing	0	0	0	0
Motor vehicle body manufacturing	0	0	0	0
Truck trailer manufacturing	0	0	0	0
Motor home manufacturing	0	0	0	0
Travel trailer and camper manufacturing	0	0	0	0
Motor vehicle parts manufacturing	0	3	1	4
Aircraft manufacturing	0	0	0	0
Aircraft engine and engine parts manufacturing	0	0	0	0
Other aircraft parts and auxiliary equipment manufacturing	0	0	0	0
Guided missile and space vehicle manufacturing	0	0	0	0

Propulsion units and parts for space vehicles and guided missiles manufacturing	0	0	0	0
Railroad rolling stock manufacturing	0	0	0	0
Ship building and repairing	0	0	0	0
Boat building	0	0	0	0
Motorcycle, bicycle, and parts manufacturing	0	0	0	0
Military armored vehicle, tank, and tank component manufacturing	0	0	0	0
All other transportation equipment manufacturing	0	0	0	0
Wood kitchen cabinet and countertop manufacturing	0	0	0	0
Upholstered household furniture manufacturing	0	0	0	0
Nonupholstered wood household furniture manufacturing	0	0	0	0
Metal and other household furniture manufacturing	0	0	0	0
Institutional furniture manufacturing	0	0	0	0
Office Furniture	0	0	0	0
Custom architectural woodwork and millwork manufacturing	0	0	0	0
Showcase, partition, shelving, and locker manufacturing	0	0	0	0
Mattress manufacturing	0	0	0	0
Blind and shade manufacturing	0	0	0	0
Surgical and medical instrument, laboratory and medical instrument manufacturing	0	0	0	0
Surgical appliance and supplies manufacturing	0	0	0	0
Dental equipment and supplies manufacturing	0	0	0	0
Ophthalmic goods manufacturing	0	0	0	0
Dental laboratories manufacturing	0	0	0	0
Jewelry and silverware manufacturing	0	0	0	0
Sporting and athletic goods manufacturing	0	0	0	1
Doll, toy, and game manufacturing	0	0	0	0
Office supplies (except paper) manufacturing	0	0	0	0
Sign manufacturing	0	1	0	1
Gasket, packing, and sealing device manufacturing	0	0	0	0
Musical instrument manufacturing	0	0	0	0
All other miscellaneous manufacturing	0	1	1	1
Broom, brush, and mop manufacturing	0	0	0	0
Wholesale trade businesses	0	202	90	293
Retail Stores - Motor vehicle and parts	0	27	116	143
Retail Stores - Furniture and home furnishings	0	0	3	3
Retail Stores - Electronics and appliances	0	9	39	48
Retail Stores - Building material and garden supply	0	2	16	18
Retail Stores - Food and beverage	0	2	11	13
Retail Stores - Health and personal care	0	8	58	66
Retail Stores - Gasoline stations	136	6	36	178
Retail Stores - Clothing and clothing accessories	0	0	2	2
Retail Stores - Sporting goods, hobby, book and music	0	6	40	46
Retail Stores - General merchandise	9	1	3	13
Retail Stores - Miscellaneous	2,028	34	184	2,245
Retail Nonstores - Direct and electronic sales	0	35	156	191
Transport by air	0	7	6	12
Transport by rail	0	0	0	0
Transport by water	0	1	0	1
Transport by truck	0	5	1	6
Transit and ground passenger transportation	0	6	3	9

Transport by pipeline	0	0	0	0
Scenic and sightseeing transportation and support activities for transportation	0	1,153	141	1,294
Couriers and messengers	0	5	1	6
Warehousing and storage	0	41	6	47
Newspaper publishers	0	19	1	20
Periodical publishers	0	0	0	0
Book publishers	0	0	0	0
Directory, mailing list, and other publishers	0	1	0	1
Software publishers	0	0	0	0
Motion picture and video industries	0	3	0	4
Sound recording industries	0	0	0	0
Radio and television broadcasting	0	265	14	279
Cable and other subscription programming	0	1,023	58	1,080
Internet publishing and broadcasting	0	2	0	2
Telecommunications	0	26	9	35
Data processing, hosting, ISP, web search portals and related services	0	0	0	1
Other information services	0	0	0	0
Monetary authorities and depository credit intermediation activities	0	587	468	1,055
Nondepository credit intermediation and related activities	0	571	278	849
Securities, commodity contracts, investments, and related activities	0	14	13	27
Insurance carriers	0	123	41	164
Insurance agencies, brokerages, and related activities	0	118	20	138
Funds, trusts, and other financial vehicles	0	2	51	53
Real estate establishments	0	18	4	22
Imputed rental activity for owner-occupied dwellings	0	0	0	0
Automotive equipment rental and leasing	0	19	4	23
General and consumer goods rental except video tapes and discs	0	818	257	1,074
Video tape and disc rental	0	0	4	4
Commercial and industrial machinery and equipment rental and leasing	0	74	3	77
Lessors of nonfinancial intangible assets	0	1	0	1
Legal services	0	1,874	707	2,581
Accounting, tax preparation, bookkeeping, and payroll services	0	1,797	146	1,943
Architectural, engineering, and related services	0	1,111	65	1,177
Specialized design services	0	25	4	30
Custom computer programming services	0	3	0	4
Computer systems design services	0	22	3	25
Other computer related services, including facilities management	0	144	22	166
Management, scientific, and technical consulting services	0	658	56	714
Environmental and other technical consulting services	0	21	2	23
Scientific research and development services	0	10	2	12
Advertising and related services	0	1,820	91	1,911
Photographic services	0	12	11	22
Veterinary services	0	0	54	55
All other miscellaneous professional, scientific, and technical services	0	18	1	20
Management of companies and enterprises	0	-6	0	-6
Employment services	0	340	23	364
Travel arrangement and reservation services	0	53	8	61
Office administrative services	0	69	5	74

Facilities support services	0	11	1	12
Business support services	0	406	45	451
Investigation and security services	0	241	29	270
Services to buildings and dwellings	0	407	31	438
Other support services	0	60	6	66
Waste management and remediation services	0	48	5	53
Private elementary and secondary schools	0	0	23	23
Private junior colleges, colleges, universities, and professional schools	0	0	0	0
Other private educational services	0	64	30	94
Offices of physicians, dentists, and other health practitioners	0	0	63	63
Home health care services	0	0	16	16
Medical and diagnostic labs and outpatient and other ambulatory care services	0	0	4	4
Private hospitals	0	0	2,681	2,681
Nursing and residential care facilities	0	0	58	58
Child day care services	0	0	82	82
Individual and family services	0	0	124	124
Community food, housing, and other relief services, including rehabilitation services	0	0	65	65
Performing arts companies	0	233	12	245
Spectator sports companies	0	100	16	116
Promoters of performing arts and sports and agents for public figures	0	27	5	33
Independent artists, writers, and performers	0	3	0	4
Museums, historical sites, zoos, and parks	0	0	36	36
Fitness and recreational sports centers	0	0	0	0
Bowling centers	0	0	0	0
Amusement parks, arcades, and gambling industries	0	2	70	72
Other amusement and recreation industries	970	0	2	973
Hotels and motels, including casino hotels	23,202	43	9	23,254
Other accommodations	0	0	0	0
Food services and drinking places	2,472	132	104	2,709
Automotive repair and maintenance, except car washes	0	274	274	547
Car washes	0	13	19	32
Electronic and precision equipment repair and maintenance	0	114	10	123
Commercial and industrial machinery and equipment repair and maintenance	0	750	39	789
Personal and household goods repair and maintenance	0	92	28	121
Personal care services	0	0	48	48
Death care services	0	0	9	9
Dry-cleaning and laundry services	0	155	35	190
Other personal services	0	47	35	82
Religious organizations	0	0	2	2
Grantmaking, giving, and social advocacy organizations	0	0	3	3
Civic, social, professional, and similar organizations	0	6	7	13
Private household operations	0	0	0	0
US Postal Service	0	0	0	0
Federal electric utilities	0	0	0	0
Other Federal Government enterprises	0	0	0	0
State and local government passenger transit	0	0	0	0
State and local government electric utilities	0	0	0	0

Other state and local government enterprises	0	0	0	0
* Not an industry (Used and secondhand goods)	0	0	0	0
* Not an industry (Scrap)	0	0	0	0
* Not an industry (Rest of the world adjustment)	0	0	0	0
* Not an industry (Noncomparable foreign imports)	0	0	0	0
* Employment and payroll only (state & local govt, non-education)	0	0	0	0
* Employment and payroll only (state & local govt, education)	0	0	0	0
* Employment and payroll only (federal govt, non-military)	0	0	0	0
* Employment and payroll only (federal govt, military)	0	0	0	0

Diving Texas Clipper: Other Property Type Income

Description	Direct	Indirect	Induced	Total
Total	205,679	61,370	44,936	311,985
Oilseed farming	0	2	0	2
Grain farming	0	282	41	322
Vegetable and melon farming	0	14	33	47
Fruit farming	0	0	7	8
Tree nut farming	0	0	0	0
Greenhouse, nursery, and floriculture production	0	0	0	0
Tobacco farming	0	0	0	0
Cotton farming	0	4	6	10
Sugarcane and sugar beet farming	0	0	0	1
All other crop farming	0	338	7	345
Cattle ranching and farming	0	34	15	49
Dairy cattle and milk production	0	13	11	24
Poultry and egg production	0	0	0	1
Animal production, except cattle and poultry and eggs	0	227	24	251
Forestry, forest products, and timber tract production	0	2	0	2
Commercial logging	0	0	0	0
Commercial Fishing	0	4	0	4
Commercial hunting and trapping	0	0	0	0
Support activities for agriculture and forestry	0	-56	-10	-66
Extraction of oil and natural gas	0	98	23	122
Mining coal	0	0	0	0
Mining iron ore	0	0	0	0
Mining copper, nickel, lead, and zinc	0	0	0	0
Mining gold, silver, and other metal ore	0	0	0	0
Mining and quarrying stone	0	33	7	40
Mining and quarrying sand, gravel, clay, and ceramic and refractory minerals	0	14	2	16
Mining and quarrying other nonmetallic minerals	0	4	1	5
Drilling oil and gas wells	0	0	0	0
Support activities for oil and gas operations	0	0	0	0
Support activities for other mining	0	0	0	0
Electric power generation, transmission, and distribution	0	4,723	700	5,423
Natural gas distribution	0	439	72	511
Water, sewage and other treatment and delivery systems	0	133	39	173
Construction of new nonresidential commercial and health care structures	0	0	0	0
Construction of new nonresidential manufacturing structures	0	0	0	0
Construction of other new nonresidential structures	0	0	0	0
Construction of new residential permanent site single- and multi-family structures	0	0	0	0
Construction of other new residential structures	0	1	0	1
Maintenance and repair construction of nonresidential structures	0	66	5	71
Maintenance and repair construction of residential structures	0	29	154	183
Dog and cat food manufacturing	0	0	0	0
Other animal food manufacturing	0	0	0	0
Flour milling and malt manufacturing	0	0	0	0
Wet corn milling	0	0	0	0

Soybean and other oilseed processing	0	21	3	24
Fats and oils refining and blending	0	0	0	0
Breakfast cereal manufacturing	0	0	0	0
Sugar cane mills and refining	0	0	0	0
Beet sugar manufacturing	0	0	0	0
Chocolate and confectionery manufacturing from cacao beans	0	0	0	0
Confectionery manufacturing from purchased chocolate	0	5	8	13
Nonchocolate confectionery manufacturing	0	0	0	0
Frozen food manufacturing	0	0	0	0
Fruit and vegetable canning, pickling, and drying	0	3	1	4
Fluid milk and butter manufacturing	0	8	7	15
Cheese manufacturing	0	0	0	0
Dry, condensed, and evaporated dairy product manufacturing	0	0	0	0
Ice cream and frozen dessert manufacturing	0	0	0	0
Animal (except poultry) slaughtering, rendering, and processing	0	15	6	21
Poultry processing	0	0	0	0
Seafood product preparation and packaging	0	43	5	48
Bread and bakery product manufacturing	0	14	6	20
Cookie, cracker, and pasta manufacturing	0	0	0	0
Tortilla manufacturing	0	0	2	3
Snack food manufacturing	0	5	4	9
Coffee and tea manufacturing	0	0	0	0
Flavoring syrup and concentrate manufacturing	0	0	0	0
Seasoning and dressing manufacturing	0	1	0	1
All other food manufacturing	0	0	0	0
Soft drink and ice manufacturing	0	24	19	43
Breweries	0	0	0	0
Wineries	0	0	0	0
Distilleries	0	0	0	0
Tobacco product manufacturing	0	0	0	0
Fiber, yarn, and thread mills	0	0	0	0
Broadwoven fabric mills	0	0	0	1
Narrow fabric mills and schiffli machine embroidery	0	0	0	0
Nonwoven fabric mills	0	0	0	0
Knit fabric mills	0	0	0	0
Textile and fabric finishing mills	0	0	0	0
Fabric coating mills	0	0	0	0
Carpet and rug mills	0	0	0	0
Curtain and linen mills	0	0	0	0
Textile bag and canvas mills	0	2	0	2
All other textile product mills	0	0	0	0
Apparel knitting mills	0	0	0	0
Cut and sew apparel contractors	0	0	0	0
Mens and boys cut and sew apparel manufacturing	0	0	0	0
Womens and girls cut and sew apparel manufacturing	0	0	0	0
Other cut and sew apparel manufacturing	0	0	0	0
Apparel accessories and other apparel manufacturing	0	0	0	0
Leather and hide tanning and finishing	0	0	0	0
Footwear manufacturing	0	0	0	0
Other leather and allied product manufacturing	0	0	0	0

Sawmills and wood preservation	0	3	0	3
Veneer and plywood manufacturing	0	0	0	0
Engineered wood member and truss manufacturing	0	0	0	0
Reconstituted wood product manufacturing	0	0	0	0
Wood windows and doors and millwork manufacturing	0	0	0	0
Wood container and pallet manufacturing	0	1	1	1
Manufactured home (mobile home) manufacturing	0	0	0	0
Prefabricated wood building manufacturing	0	0	0	0
All other miscellaneous wood product manufacturing	0	18	5	23
Pulp mills	0	0	0	0
Paper mills	0	0	0	0
Paperboard Mills	0	0	0	0
Paperboard container manufacturing	0	1	0	1
Coated and laminated paper, packaging paper and plastics film manufacturing	0	24	1	25
All other paper bag and coated and treated paper manufacturing	0	7	1	7
Stationery product manufacturing	0	0	0	0
Sanitary paper product manufacturing	0	0	0	0
All other converted paper product manufacturing	0	0	0	0
Printing	0	45	2	47
Support activities for printing	0	0	0	0
Petroleum refineries	0	83	25	107
Asphalt paving mixture and block manufacturing	0	0	0	0
Asphalt shingle and coating materials manufacturing	0	2	1	3
Petroleum lubricating oil and grease manufacturing	0	0	0	0
All other petroleum and coal products manufacturing	0	0	0	0
Petrochemical manufacturing	0	0	0	0
Industrial gas manufacturing	0	3	4	6
Synthetic dye and pigment manufacturing	0	0	0	0
Alkalies and chlorine manufacturing	0	2	1	2
Carbon black manufacturing	0	0	0	0
All other basic inorganic chemical manufacturing	0	0	0	0
Other basic organic chemical manufacturing	0	3	0	3
Plastics material and resin manufacturing	0	0	0	0
Synthetic rubber manufacturing	0	0	0	0
Artificial and synthetic fibers and filaments manufacturing	0	0	0	0
Fertilizer manufacturing	0	4	0	4
Pesticide and other agricultural chemical manufacturing	0	0	0	0
Medicinal and botanical manufacturing	0	0	0	0
Pharmaceutical preparation manufacturing	0	0	0	0
In-vitro diagnostic substance manufacturing	0	0	0	0
Biological product (except diagnostic) manufacturing	0	0	0	0
Paint and coating manufacturing	0	25	0	26
Adhesive manufacturing	0	0	0	0
Soap and cleaning compound manufacturing	0	4	2	6
Toilet preparation manufacturing	0	0	0	0
Printing ink manufacturing	0	0	0	0
All other chemical product and preparation manufacturing	0	1	0	2
Plastics packaging materials and unlaminated film and sheet manufacturing	0	0	0	0
Unlaminated plastics profile shape manufacturing	0	0	0	0

Plastics pipe and pipe fitting manufacturing	0	0	0	0
Laminated plastics plate, sheet (except packaging), and shape manufacturing	0	17	1	18
Polystyrene foam product manufacturing	0	0	0	0
Urethane and other foam product (except polystyrene) manufacturing	0	2	0	2
Plastics bottle manufacturing	0	0	0	0
Other plastics product manufacturing	0	12	3	16
Tire manufacturing	0	0	0	0
Rubber and plastics hoses and belting manufacturing	0	0	0	0
Other rubber product manufacturing	0	0	0	0
Pottery, ceramics, and plumbing fixture manufacturing	0	0	0	0
Brick, tile, and other structural clay product manufacturing	0	0	0	0
Clay and nonclay refractory manufacturing	0	1	0	1
Flat glass manufacturing	0	0	0	0
Other pressed and blown glass and glassware manufacturing	0	0	0	0
Glass container manufacturing	0	0	0	0
Glass product manufacturing made of purchased glass	0	0	0	1
Cement manufacturing	0	19	1	21
Ready-mix concrete manufacturing	0	152	10	162
Concrete pipe, brick, and block manufacturing	0	120	7	127
Other concrete product manufacturing	0	14	1	14
Lime and gypsum product manufacturing	0	0	0	0
Abrasive product manufacturing	0	17	1	18
Cut stone and stone product manufacturing	0	0	0	0
Ground or treated mineral and earth manufacturing	0	0	0	0
Mineral wool manufacturing	0	0	0	0
Miscellaneous nonmetallic mineral product manufacturing	0	6	1	7
Iron and steel mills and ferroalloy manufacturing	0	0	0	0
Steel product manufacturing from purchased steel	0	0	0	0
Alumina refining and primary aluminum production	0	0	0	0
Secondary smelting and alloying of aluminum	0	0	0	0
Aluminum product manufacturing from purchased aluminum	0	0	0	0
Primary smelting and refining of copper	0	0	0	0
Primary smelting and refining of nonferrous metal (except copper and aluminum)	0	0	0	0
Copper rolling, drawing, extruding and alloying	0	0	0	0
Nonferrous metal (except copper and aluminum) rolling, drawing, extruding and alloying	0	0	0	0
Ferrous metal foundries	0	0	0	0
Nonferrous metal foundries	0	0	0	0
All other forging, stamping, and sintering	0	0	0	0
Custom roll forming	0	0	0	0
Crown and closure manufacturing and metal stamping	0	5	1	5
Cutlery, utensil, pot, and pan manufacturing	0	0	0	0
Handtool manufacturing	0	0	0	0
Plate work and fabricated structural product manufacturing	0	17	1	18
Ornamental and architectural metal products manufacturing	0	6	0	7
Power boiler and heat exchanger manufacturing	0	0	0	0
Metal tank (heavy gauge) manufacturing	0	2	0	3
Metal can, box, and other metal container (light gauge)	0	3	1	4

manufacturing				
Ammunition manufacturing	0	0	0	0
Arms, ordnance, and accessories manufacturing	0	0	0	0
Hardware manufacturing	0	0	0	0
Spring and wire product manufacturing	0	0	0	0
Machine shops	0	0	0	0
Turned product and screw, nut, and bolt manufacturing	0	0	0	0
Coating, engraving, heat treating and allied activities	0	0	0	0
Valve and fittings other than plumbing manufacturing	0	16	1	17
Plumbing fixture fitting and trim manufacturing	0	0	0	0
Ball and roller bearing manufacturing	0	0	0	0
Fabricated pipe and pipe fitting manufacturing	0	0	0	0
Other fabricated metal manufacturing	0	0	0	0
Farm machinery and equipment manufacturing	0	0	0	0
Lawn and garden equipment manufacturing	0	0	0	0
Construction machinery manufacturing	0	0	0	0
Mining and oil and gas field machinery manufacturing	0	0	0	0
Other industrial machinery manufacturing	0	0	0	0
Plastics and rubber industry machinery manufacturing	0	0	0	0
Semiconductor machinery manufacturing	0	0	0	0
Vending, commercial, industrial, and office machinery manufacturing	0	0	0	0
Optical instrument and lens manufacturing	0	0	0	0
Photographic and photocopying equipment manufacturing	0	0	0	0
Other commercial and service industry machinery manufacturing	0	0	0	0
Air purification and ventilation equipment manufacturing	0	0	0	0
Heating equipment (except warm air furnaces) manufacturing	0	0	0	0
Air conditioning, refrigeration, and warm air heating equipment manufacturing	0	0	0	1
Industrial mold manufacturing	0	0	0	0
Metal cutting and forming machine tool manufacturing	0	0	0	0
Special tool, die, jig, and fixture manufacturing	0	0	0	0
Cutting tool and machine tool accessory manufacturing	0	0	0	0
Rolling mill and other metalworking machinery manufacturing	0	0	0	0
Turbine and turbine generator set units manufacturing	0	0	0	0
Speed changer, industrial high-speed drive, and gear manufacturing	0	0	0	0
Mechanical power transmission equipment manufacturing	0	0	0	0
Other engine equipment manufacturing	0	0	0	0
Pump and pumping equipment manufacturing	0	0	0	0
Air and gas compressor manufacturing	0	0	0	0
Material handling equipment manufacturing	0	1	0	1
Power-driven handtool manufacturing	0	0	0	0
Other general purpose machinery manufacturing	0	0	0	0
Packaging machinery manufacturing	0	0	0	0
Industrial process furnace and oven manufacturing	0	0	0	0
Fluid power process machinery manufacturing	0	0	0	0
Electronic computer manufacturing	0	0	0	0
Computer storage device manufacturing	0	0	0	0
Computer terminals and other computer peripheral equipment manufacturing	0	0	0	0

Telephone apparatus manufacturing	0	0	0	0
Broadcast and wireless communications equipment manufacturing	0	0	0	0
Other communications equipment manufacturing	0	0	0	0
Audio and video equipment manufacturing	0	0	0	0
Electron tube manufacturing	0	0	0	0
Bare printed circuit board manufacturing	0	0	0	0
Semiconductor and related device manufacturing	0	0	0	0
Electronic capacitor, resistor, coil, transformer, and other inductor manufacturing	0	0	0	0
Electronic connector manufacturing	0	0	0	0
Printed circuit assembly (electronic assembly) manufacturing	0	0	0	0
Other electronic component manufacturing	0	0	0	0
Electromedical and electrotherapeutic apparatus manufacturing	0	0	0	0
Search, detection, and navigation instruments manufacturing	0	0	0	0
Automatic environmental control manufacturing	0	0	0	0
Industrial process variable instruments manufacturing	0	0	0	0
Totalizing fluid meters and counting devices manufacturing	0	0	0	0
Electricity and signal testing instruments manufacturing	0	0	0	0
Analytical laboratory instrument manufacturing	0	0	0	0
Irradiation apparatus manufacturing	0	0	0	0
Watch, clock, and other measuring and controlling device manufacturing	0	0	0	0
Software, audio, and video media for reproduction	0	0	0	0
Magnetic and optical recording media manufacturing	0	0	0	0
Electric lamp bulb and part manufacturing	0	0	0	0
Lighting fixture manufacturing	0	0	0	0
Small electrical appliance manufacturing	0	0	0	0
Household cooking appliance manufacturing	0	0	0	0
Household refrigerator and home freezer manufacturing	0	0	0	0
Household laundry equipment manufacturing	0	0	0	0
Other major household appliance manufacturing	0	0	0	0
Power, distribution, and specialty transformer manufacturing	0	0	0	0
Motor and generator manufacturing	0	1	0	2
Switchgear and switchboard apparatus manufacturing	0	0	0	0
Relay and industrial control manufacturing	0	0	0	0
Storage battery manufacturing	0	0	0	0
Primary battery manufacturing	0	0	0	0
Communication and energy wire and cable manufacturing	0	0	0	0
Wiring device manufacturing	0	4	0	4
Carbon and graphite product manufacturing	0	0	0	0
All other miscellaneous electrical equipment and component manufacturing	0	0	0	0
Automobile manufacturing	0	0	4	4
Light truck and utility vehicle manufacturing	0	0	0	0
Heavy duty truck manufacturing	0	0	0	0
Motor vehicle body manufacturing	0	0	0	0
Truck trailer manufacturing	0	0	0	0
Motor home manufacturing	0	0	0	0
Travel trailer and camper manufacturing	0	0	0	0
Motor vehicle parts manufacturing	0	2	1	2

Aircraft manufacturing	0	0	0	0
Aircraft engine and engine parts manufacturing	0	0	0	0
Other aircraft parts and auxiliary equipment manufacturing	0	0	0	0
Guided missile and space vehicle manufacturing	0	0	0	0
Propulsion units and parts for space vehicles and guided missiles manufacturing	0	0	0	0
Railroad rolling stock manufacturing	0	0	0	0
Ship building and repairing	0	0	0	0
Boat building	0	0	0	0
Motorcycle, bicycle, and parts manufacturing	0	0	0	0
Military armored vehicle, tank, and tank component manufacturing	0	0	0	0
All other transportation equipment manufacturing	0	0	0	0
Wood kitchen cabinet and countertop manufacturing	0	-1	0	-1
Upholstered household furniture manufacturing	0	0	0	0
Nonupholstered wood household furniture manufacturing	0	0	0	0
Metal and other household furniture manufacturing	0	0	0	0
Institutional furniture manufacturing	0	0	0	0
Office Furniture	0	0	0	0
Custom architectural woodwork and millwork manufacturing	0	0	0	0
Showcase, partition, shelving, and locker manufacturing	0	0	0	0
Mattress manufacturing	0	0	0	0
Blind and shade manufacturing	0	1	0	2
Surgical and medical instrument, laboratory and medical instrument manufacturing	0	0	0	0
Surgical appliance and supplies manufacturing	0	0	0	0
Dental equipment and supplies manufacturing	0	0	0	0
Ophthalmic goods manufacturing	0	0	0	0
Dental laboratories manufacturing	0	0	0	0
Jewelry and silverware manufacturing	0	0	0	0
Sporting and athletic goods manufacturing	0	4	1	5
Doll, toy, and game manufacturing	0	0	0	0
Office supplies (except paper) manufacturing	0	0	0	0
Sign manufacturing	0	3	0	3
Gasket, packing, and sealing device manufacturing	0	0	0	0
Musical instrument manufacturing	0	0	0	0
All other miscellaneous manufacturing	0	4	4	9
Broom, brush, and mop manufacturing	0	0	0	0
Wholesale trade businesses	0	2,266	1,014	3,280
Retail Stores - Motor vehicle and parts	0	2	8	10
Retail Stores - Furniture and home furnishings	0	15	101	116
Retail Stores - Electronics and appliances	0	2	11	13
Retail Stores - Building material and garden supply	0	48	309	358
Retail Stores - Food and beverage	0	33	239	273
Retail Stores - Health and personal care	0	33	249	282
Retail Stores - Gasoline stations	2,206	95	590	2,891
Retail Stores - Clothing and clothing accessories	0	42	321	362
Retail Stores - Sporting goods, hobby, book and music	0	12	79	92
Retail Stores - General merchandise	864	51	331	1,246
Retail Stores - Miscellaneous	1,229	21	111	1,361
Retail Nonstores - Direct and electronic sales	0	175	769	944

Transport by air	0	27	22	49
Transport by rail	0	413	109	522
Transport by water	0	6	5	10
Transport by truck	0	922	195	1,117
Transit and ground passenger transportation	0	32	15	47
Transport by pipeline	0	0	0	0
Scenic and sightseeing transportation and support activities for transportation	0	503	62	564
Couriers and messengers	0	299	51	350
Warehousing and storage	0	304	47	350
Newspaper publishers	0	209	13	222
Periodical publishers	0	0	0	0
Book publishers	0	1	2	3
Directory, mailing list, and other publishers	0	52	3	55
Software publishers	0	1	0	1
Motion picture and video industries	0	151	20	172
Sound recording industries	0	0	0	0
Radio and television broadcasting	0	-361	-19	-380
Cable and other subscription programming	0	1,575	89	1,663
Internet publishing and broadcasting	0	41	2	44
Telecommunications	0	2,442	814	3,256
Data processing, hosting, ISP, web search portals and related services	0	15	7	22
Other information services	0	3	1	4
Monetary authorities and depository credit intermediation activities	0	3,550	2,827	6,378
Nondepository credit intermediation and related activities	0	1,024	499	1,523
Securities, commodity contracts, investments, and related activities	0	-2	-2	-3
Insurance carriers	0	624	206	830
Insurance agencies, brokerages, and related activities	0	339	58	396
Funds, trusts, and other financial vehicles	0	-1	-37	-38
Real estate establishments	0	22,868	4,959	27,828
Imputed rental activity for owner-occupied dwellings	0	0	22,361	22,361
Automotive equipment rental and leasing	0	150	28	179
General and consumer goods rental except video tapes and discs	0	11	3	14
Video tape and disc rental	0	0	23	23
Commercial and industrial machinery and equipment rental and leasing	0	456	20	475
Lessors of nonfinancial intangible assets	0	17	1	18
Legal services	0	990	373	1,363
Accounting, tax preparation, bookkeeping, and payroll services	0	742	60	802
Architectural, engineering, and related services	0	14	1	15
Specialized design services	0	20	4	24
Custom computer programming services	0	0	0	0
Computer systems design services	0	-16	-2	-18
Other computer related services, including facilities management	0	29	5	34
Management, scientific, and technical consulting services	0	173	15	188
Environmental and other technical consulting services	0	10	1	10
Scientific research and development services	0	-3	-1	-3
Advertising and related services	0	746	37	783

Photographic services	0	12	11	23
Veterinary services	0	0	7	7
All other miscellaneous professional, scientific, and technical services	0	145	12	157
Management of companies and enterprises	0	610	28	638
Employment services	0	376	26	402
Travel arrangement and reservation services	0	495	75	571
Office administrative services	0	268	20	288
Facilities support services	0	7	1	7
Business support services	0	943	105	1,048
Investigation and security services	0	332	40	372
Services to buildings and dwellings	0	569	43	612
Other support services	0	337	36	374
Waste management and remediation services	0	454	45	499
Private elementary and secondary schools	0	0	4	4
Private junior colleges, colleges, universities, and professional schools	0	0	0	0
Other private educational services	0	256	119	375
Offices of physicians, dentists, and other health practitioners	0	0	1,467	1,467
Home health care services	0	0	344	344
Medical and diagnostic labs and outpatient and other ambulatory care services	0	0	451	451
Private hospitals	0	0	286	286
Nursing and residential care facilities	0	0	3	3
Child day care services	0	0	319	319
Individual and family services	0	0	92	92
Community food, housing, and other relief services, including rehabilitation services	0	0	-91	-91
Performing arts companies	0	24	1	25
Spectator sports companies	0	8	1	9
Promoters of performing arts and sports and agents for public figures	0	13	3	15
Independent artists, writers, and performers	0	1	0	1
Museums, historical sites, zoos, and parks	0	0	11	11
Fitness and recreational sports centers	0	0	1	1
Bowling centers	0	0	1	1
Amusement parks, arcades, and gambling industries	0	6	261	267
Other amusement and recreation industries	108,479	38	229	108,746
Hotels and motels, including casino hotels	60,225	111	24	60,360
Other accommodations	0	2	0	2
Food services and drinking places	32,675	1,751	1,380	35,806
Automotive repair and maintenance, except car washes	0	152	152	304
Car washes	0	14	20	35
Electronic and precision equipment repair and maintenance	0	186	16	202
Commercial and industrial machinery and equipment repair and maintenance	0	1,478	77	1,555
Personal and household goods repair and maintenance	0	420	129	549
Personal care services	0	0	107	107
Death care services	0	0	1	1
Dry-cleaning and laundry services	0	302	68	370
Other personal services	0	256	190	447

Religious organizations	0	0	666	666
Grantmaking, giving, and social advocacy organizations	0	0	-274	-274
Civic, social, professional, and similar organizations	0	-475	-556	-1,031
Private household operations	0	0	30	30
US Postal Service	0	-208	-21	-229
Federal electric utilities	0	0	0	0
Other Federal Government enterprises	0	1	1	2
State and local government passenger transit	0	-220	-107	-327
State and local government electric utilities	0	3,527	518	4,045
Other state and local government enterprises	0	803	263	1,066
* Not an industry (Used and secondhand goods)	0	0	0	0
* Not an industry (Scrap)	0	0	0	0
* Not an industry (Rest of the world adjustment)	0	0	0	0
* Not an industry (Noncomparable foreign imports)	0	0	0	0
* Employment and payroll only (state & local govt, non-education)	0	0	0	0
* Employment and payroll only (state & local govt, education)	0	0	0	0
* Employment and payroll only (federal govt, non-military)	0	0	0	0
* Employment and payroll only (federal govt, military)	0	0	0	0

Diving Texas Clipper: Indirect Business Taxes

Description	Direct	Indirect	Induced	Total
Total	86,179	15,476	13,490	115,145
Oilseed farming	0	0	0	0
Grain farming	0	3	0	4
Vegetable and melon farming	0	1	2	3
Fruit farming	0	0	2	2
Tree nut farming	0	0	0	0
Greenhouse, nursery, and floriculture production	0	0	1	1
Tobacco farming	0	0	0	0
Cotton farming	0	0	0	0
Sugarcane and sugar beet farming	0	0	0	0
All other crop farming	0	196	4	200
Cattle ranching and farming	0	7	3	10
Dairy cattle and milk production	0	0	0	1
Poultry and egg production	0	0	0	0
Animal production, except cattle and poultry and eggs	0	17	2	18
Forestry, forest products, and timber tract production	0	0	0	0
Commercial logging	0	0	0	0
Commercial Fishing	0	4	0	5
Commercial hunting and trapping	0	0	0	0
Support activities for agriculture and forestry	0	2	0	2
Extraction of oil and natural gas	0	18	4	22
Mining coal	0	0	0	0
Mining iron ore	0	0	0	0
Mining copper, nickel, lead, and zinc	0	0	0	0
Mining gold, silver, and other metal ore	0	0	0	0
Mining and quarrying stone	0	2	1	3
Mining and quarrying sand, gravel, clay, and ceramic and refractory minerals	0	2	0	3
Mining and quarrying other nonmetallic minerals	0	1	0	1
Drilling oil and gas wells	0	0	0	0
Support activities for oil and gas operations	0	0	0	0
Support activities for other mining	0	0	0	0
Electric power generation, transmission, and distribution	0	1,377	204	1,581
Natural gas distribution	0	156	26	181
Water, sewage and other treatment and delivery systems	0	23	7	30
Construction of new nonresidential commercial and health care structures	0	0	0	0
Construction of new nonresidential manufacturing structures	0	0	0	0
Construction of other new nonresidential structures	0	0	0	0
Construction of new residential permanent site single- and multi-family structures	0	0	0	0
Construction of other new residential structures	0	0	0	0
Maintenance and repair construction of nonresidential structures	0	18	1	20
Maintenance and repair construction of residential structures	0	0	2	2
Dog and cat food manufacturing	0	0	0	0
Other animal food manufacturing	0	0	0	0
Flour milling and malt manufacturing	0	0	0	0
Wet corn milling	0	0	0	0
Soybean and other oilseed processing	0	2	0	2

Fats and oils refining and blending	0	0	0	0
Breakfast cereal manufacturing	0	0	0	0
Sugar cane mills and refining	0	0	0	0
Beet sugar manufacturing	0	0	0	0
Chocolate and confectionery manufacturing from cacao beans	0	0	0	0
Confectionery manufacturing from purchased chocolate	0	0	0	0
Nonchocolate confectionery manufacturing	0	0	0	0
Frozen food manufacturing	0	0	0	0
Fruit and vegetable canning, pickling, and drying	0	0	0	0
Fluid milk and butter manufacturing	0	0	0	1
Cheese manufacturing	0	0	0	0
Dry, condensed, and evaporated dairy product manufacturing	0	0	0	0
Ice cream and frozen dessert manufacturing	0	0	0	0
Animal (except poultry) slaughtering, rendering, and processing	0	2	1	2
Poultry processing	0	0	0	0
Seafood product preparation and packaging	0	8	1	9
Bread and bakery product manufacturing	0	2	1	3
Cookie, cracker, and pasta manufacturing	0	0	0	0
Tortilla manufacturing	0	0	0	0
Snack food manufacturing	0	0	0	0
Coffee and tea manufacturing	0	0	0	0
Flavoring syrup and concentrate manufacturing	0	0	0	0
Seasoning and dressing manufacturing	0	0	0	0
All other food manufacturing	0	0	0	0
Soft drink and ice manufacturing	0	6	5	11
Breweries	0	0	0	0
Wineries	0	0	0	0
Distilleries	0	0	0	0
Tobacco product manufacturing	0	0	0	0
Fiber, yarn, and thread mills	0	0	0	0
Broadwoven fabric mills	0	0	0	0
Narrow fabric mills and schiffli machine embroidery	0	0	0	0
Nonwoven fabric mills	0	0	0	0
Knit fabric mills	0	0	0	0
Textile and fabric finishing mills	0	0	0	0
Fabric coating mills	0	0	0	0
Carpet and rug mills	0	0	0	0
Curtain and linen mills	0	0	0	0
Textile bag and canvas mills	0	0	0	0
All other textile product mills	0	0	0	0
Apparel knitting mills	0	0	0	0
Cut and sew apparel contractors	0	0	0	0
Mens and boys cut and sew apparel manufacturing	0	0	0	0
Womens and girls cut and sew apparel manufacturing	0	0	0	0
Other cut and sew apparel manufacturing	0	0	0	0
Apparel accessories and other apparel manufacturing	0	0	0	0
Leather and hide tanning and finishing	0	0	0	0
Footwear manufacturing	0	0	0	0
Other leather and allied product manufacturing	0	0	0	0
Sawmills and wood preservation	0	0	0	0

Veneer and plywood manufacturing	0	0	0	0
Engineered wood member and truss manufacturing	0	1	0	1
Reconstituted wood product manufacturing	0	0	0	0
Wood windows and doors and millwork manufacturing	0	0	0	0
Wood container and pallet manufacturing	0	0	0	0
Manufactured home (mobile home) manufacturing	0	0	0	0
Prefabricated wood building manufacturing	0	0	0	0
All other miscellaneous wood product manufacturing	0	0	0	0
Pulp mills	0	0	0	0
Paper mills	0	0	0	0
Paperboard Mills	0	0	0	0
Paperboard container manufacturing	0	3	0	3
Coated and laminated paper, packaging paper and plastics film manufacturing	0	2	0	2
All other paper bag and coated and treated paper manufacturing	0	3	0	4
Stationery product manufacturing	0	0	0	0
Sanitary paper product manufacturing	0	0	0	0
All other converted paper product manufacturing	0	0	0	0
Printing	0	2	0	3
Support activities for printing	0	0	0	0
Petroleum refineries	0	21	6	27
Asphalt paving mixture and block manufacturing	0	0	0	0
Asphalt shingle and coating materials manufacturing	0	0	0	0
Petroleum lubricating oil and grease manufacturing	0	0	0	0
All other petroleum and coal products manufacturing	0	0	0	0
Petrochemical manufacturing	0	0	0	0
Industrial gas manufacturing	0	0	0	1
Synthetic dye and pigment manufacturing	0	0	0	0
Alkalies and chlorine manufacturing	0	1	0	1
Carbon black manufacturing	0	0	0	0
All other basic inorganic chemical manufacturing	0	0	0	0
Other basic organic chemical manufacturing	0	1	0	1
Plastics material and resin manufacturing	0	0	0	0
Synthetic rubber manufacturing	0	0	0	0
Artificial and synthetic fibers and filaments manufacturing	0	0	0	0
Fertilizer manufacturing	0	1	0	1
Pesticide and other agricultural chemical manufacturing	0	0	0	0
Medicinal and botanical manufacturing	0	0	0	0
Pharmaceutical preparation manufacturing	0	0	0	0
In-vitro diagnostic substance manufacturing	0	0	0	0
Biological product (except diagnostic) manufacturing	0	0	0	0
Paint and coating manufacturing	0	2	0	2
Adhesive manufacturing	0	0	0	0
Soap and cleaning compound manufacturing	0	0	0	0
Toilet preparation manufacturing	0	0	0	0
Printing ink manufacturing	0	0	0	0
All other chemical product and preparation manufacturing	0	0	0	0
Plastics packaging materials and unlaminated film and sheet manufacturing	0	0	0	0
Unlaminated plastics profile shape manufacturing	0	0	0	0
Plastics pipe and pipe fitting manufacturing	0	0	0	0

Laminated plastics plate, sheet (except packaging), and shape manufacturing	0	1	0	1
Polystyrene foam product manufacturing	0	0	0	0
Urethane and other foam product (except polystyrene) manufacturing	0	0	0	0
Plastics bottle manufacturing	0	0	0	0
Other plastics product manufacturing	0	1	0	1
Tire manufacturing	0	0	0	0
Rubber and plastics hoses and belting manufacturing	0	0	0	0
Other rubber product manufacturing	0	0	0	0
Pottery, ceramics, and plumbing fixture manufacturing	0	0	0	0
Brick, tile, and other structural clay product manufacturing	0	0	0	0
Clay and nonclay refractory manufacturing	0	0	0	0
Flat glass manufacturing	0	0	0	0
Other pressed and blown glass and glassware manufacturing	0	0	0	0
Glass container manufacturing	0	0	0	0
Glass product manufacturing made of purchased glass	0	0	0	0
Cement manufacturing	0	1	0	1
Ready-mix concrete manufacturing	0	14	1	15
Concrete pipe, brick, and block manufacturing	0	7	0	7
Other concrete product manufacturing	0	1	0	1
Lime and gypsum product manufacturing	0	0	0	0
Abrasive product manufacturing	0	0	0	0
Cut stone and stone product manufacturing	0	0	0	0
Ground or treated mineral and earth manufacturing	0	0	0	0
Mineral wool manufacturing	0	0	0	0
Miscellaneous nonmetallic mineral product manufacturing	0	0	0	0
Iron and steel mills and ferroalloy manufacturing	0	0	0	0
Steel product manufacturing from purchased steel	0	0	0	0
Alumina refining and primary aluminum production	0	0	0	0
Secondary smelting and alloying of aluminum	0	0	0	0
Aluminum product manufacturing from purchased aluminum	0	0	0	0
Primary smelting and refining of copper	0	0	0	0
Primary smelting and refining of nonferrous metal (except copper and aluminum)	0	0	0	0
Copper rolling, drawing, extruding and alloying	0	0	0	0
Nonferrous metal (except copper and aluminum) rolling, drawing, extruding and alloying	0	0	0	0
Ferrous metal foundries	0	0	0	0
Nonferrous metal foundries	0	0	0	0
All other forging, stamping, and sintering	0	0	0	0
Custom roll forming	0	0	0	0
Crown and closure manufacturing and metal stamping	0	0	0	0
Cutlery, utensil, pot, and pan manufacturing	0	0	0	0
Handtool manufacturing	0	0	0	0
Plate work and fabricated structural product manufacturing	0	1	0	1
Ornamental and architectural metal products manufacturing	0	0	0	0
Power boiler and heat exchanger manufacturing	0	0	0	0
Metal tank (heavy gauge) manufacturing	0	0	0	0
Metal can, box, and other metal container (light gauge) manufacturing	0	0	0	0

Ammunition manufacturing	0	0	0	0
Arms, ordnance, and accessories manufacturing	0	0	0	0
Hardware manufacturing	0	0	0	0
Spring and wire product manufacturing	0	0	0	0
Machine shops	0	0	0	0
Turned product and screw, nut, and bolt manufacturing	0	0	0	0
Coating, engraving, heat treating and allied activities	0	0	0	0
Valve and fittings other than plumbing manufacturing	0	0	0	0
Plumbing fixture fitting and trim manufacturing	0	0	0	0
Ball and roller bearing manufacturing	0	0	0	0
Fabricated pipe and pipe fitting manufacturing	0	0	0	0
Other fabricated metal manufacturing	0	0	0	0
Farm machinery and equipment manufacturing	0	0	0	0
Lawn and garden equipment manufacturing	0	0	0	0
Construction machinery manufacturing	0	0	0	0
Mining and oil and gas field machinery manufacturing	0	0	0	0
Other industrial machinery manufacturing	0	0	0	0
Plastics and rubber industry machinery manufacturing	0	0	0	0
Semiconductor machinery manufacturing	0	0	0	0
Vending, commercial, industrial, and office machinery manufacturing	0	0	0	0
Optical instrument and lens manufacturing	0	0	0	0
Photographic and photocopying equipment manufacturing	0	0	0	0
Other commercial and service industry machinery manufacturing	0	0	0	0
Air purification and ventilation equipment manufacturing	0	0	0	0
Heating equipment (except warm air furnaces) manufacturing	0	0	0	0
Air conditioning, refrigeration, and warm air heating equipment manufacturing	0	0	0	0
Industrial mold manufacturing	0	0	0	0
Metal cutting and forming machine tool manufacturing	0	0	0	0
Special tool, die, jig, and fixture manufacturing	0	0	0	0
Cutting tool and machine tool accessory manufacturing	0	0	0	0
Rolling mill and other metalworking machinery manufacturing	0	0	0	0
Turbine and turbine generator set units manufacturing	0	0	0	0
Speed changer, industrial high-speed drive, and gear manufacturing	0	0	0	0
Mechanical power transmission equipment manufacturing	0	0	0	0
Other engine equipment manufacturing	0	0	0	0
Pump and pumping equipment manufacturing	0	0	0	0
Air and gas compressor manufacturing	0	0	0	0
Material handling equipment manufacturing	0	0	0	0
Power-driven handtool manufacturing	0	0	0	0
Other general purpose machinery manufacturing	0	0	0	0
Packaging machinery manufacturing	0	0	0	0
Industrial process furnace and oven manufacturing	0	0	0	0
Fluid power process machinery manufacturing	0	0	0	0
Electronic computer manufacturing	0	0	0	0
Computer storage device manufacturing	0	0	0	0
Computer terminals and other computer peripheral equipment manufacturing	0	0	0	0
Telephone apparatus manufacturing	0	0	0	0

Broadcast and wireless communications equipment manufacturing	0	0	0	0
Other communications equipment manufacturing	0	0	0	0
Audio and video equipment manufacturing	0	0	0	0
Electron tube manufacturing	0	0	0	0
Bare printed circuit board manufacturing	0	0	0	0
Semiconductor and related device manufacturing	0	0	0	0
Electronic capacitor, resistor, coil, transformer, and other inductor manufacturing	0	0	0	0
Electronic connector manufacturing	0	0	0	0
Printed circuit assembly (electronic assembly) manufacturing	0	0	0	0
Other electronic component manufacturing	0	0	0	0
Electromedical and electrotherapeutic apparatus manufacturing	0	0	0	0
Search, detection, and navigation instruments manufacturing	0	0	0	0
Automatic environmental control manufacturing	0	0	0	0
Industrial process variable instruments manufacturing	0	0	0	0
Totalizing fluid meters and counting devices manufacturing	0	0	0	0
Electricity and signal testing instruments manufacturing	0	0	0	0
Analytical laboratory instrument manufacturing	0	0	0	0
Irradiation apparatus manufacturing	0	0	0	0
Watch, clock, and other measuring and controlling device manufacturing	0	0	0	0
Software, audio, and video media for reproduction	0	0	0	0
Magnetic and optical recording media manufacturing	0	0	0	0
Electric lamp bulb and part manufacturing	0	0	0	0
Lighting fixture manufacturing	0	0	0	0
Small electrical appliance manufacturing	0	0	0	0
Household cooking appliance manufacturing	0	0	0	0
Household refrigerator and home freezer manufacturing	0	0	0	0
Household laundry equipment manufacturing	0	0	0	0
Other major household appliance manufacturing	0	0	0	0
Power, distribution, and specialty transformer manufacturing	0	0	0	0
Motor and generator manufacturing	0	0	0	0
Switchgear and switchboard apparatus manufacturing	0	0	0	0
Relay and industrial control manufacturing	0	0	0	0
Storage battery manufacturing	0	0	0	0
Primary battery manufacturing	0	0	0	0
Communication and energy wire and cable manufacturing	0	0	0	0
Wiring device manufacturing	0	0	0	0
Carbon and graphite product manufacturing	0	0	0	0
All other miscellaneous electrical equipment and component manufacturing	0	0	0	0
Automobile manufacturing	0	0	0	0
Light truck and utility vehicle manufacturing	0	0	0	0
Heavy duty truck manufacturing	0	0	0	0
Motor vehicle body manufacturing	0	0	0	0
Truck trailer manufacturing	0	0	0	0
Motor home manufacturing	0	0	0	0
Travel trailer and camper manufacturing	0	0	0	0
Motor vehicle parts manufacturing	0	1	0	1
Aircraft manufacturing	0	0	0	0
Aircraft engine and engine parts manufacturing	0	0	0	0

Other aircraft parts and auxiliary equipment manufacturing	0	0	0	0
Guided missile and space vehicle manufacturing	0	0	0	0
Propulsion units and parts for space vehicles and guided missiles manufacturing	0	0	0	0
Railroad rolling stock manufacturing	0	0	0	0
Ship building and repairing	0	0	0	0
Boat building	0	0	0	0
Motorcycle, bicycle, and parts manufacturing	0	0	0	0
Military armored vehicle, tank, and tank component manufacturing	0	0	0	0
All other transportation equipment manufacturing	0	0	0	0
Wood kitchen cabinet and countertop manufacturing	0	0	0	0
Upholstered household furniture manufacturing	0	0	0	0
Nonupholstered wood household furniture manufacturing	0	0	0	0
Metal and other household furniture manufacturing	0	0	0	0
Institutional furniture manufacturing	0	0	0	0
Office Furniture	0	0	0	0
Custom architectural woodwork and millwork manufacturing	0	0	0	0
Showcase, partition, shelving, and locker manufacturing	0	0	0	0
Mattress manufacturing	0	0	0	0
Blind and shade manufacturing	0	0	0	0
Surgical and medical instrument, laboratory and medical instrument manufacturing	0	0	0	0
Surgical appliance and supplies manufacturing	0	0	0	0
Dental equipment and supplies manufacturing	0	0	0	0
Ophthalmic goods manufacturing	0	0	0	0
Dental laboratories manufacturing	0	0	0	0
Jewelry and silverware manufacturing	0	0	0	0
Sporting and athletic goods manufacturing	0	1	0	1
Doll, toy, and game manufacturing	0	0	0	0
Office supplies (except paper) manufacturing	0	0	0	0
Sign manufacturing	0	2	0	2
Gasket, packing, and sealing device manufacturing	0	0	0	0
Musical instrument manufacturing	0	0	0	0
All other miscellaneous manufacturing	0	0	0	0
Broom, brush, and mop manufacturing	0	0	0	0
Wholesale trade businesses	0	2,319	1,037	3,356
Retail Stores - Motor vehicle and parts	0	143	619	763
Retail Stores - Furniture and home furnishings	0	23	153	176
Retail Stores - Electronics and appliances	0	22	95	117
Retail Stores - Building material and garden supply	0	73	469	542
Retail Stores - Food and beverage	0	66	469	535
Retail Stores - Health and personal care	0	40	304	344
Retail Stores - Gasoline stations	1,323	57	354	1,733
Retail Stores - Clothing and clothing accessories	0	32	244	276
Retail Stores - Sporting goods, hobby, book and music	0	17	108	125
Retail Stores - General merchandise	2,073	122	794	2,989
Retail Stores - Miscellaneous	2,101	35	190	2,326
Retail Nonstores - Direct and electronic sales	0	71	312	383
Transport by air	0	21	17	38
Transport by rail	0	20	5	25

Transport by water	0	1	1	2
Transport by truck	0	82	17	99
Transit and ground passenger transportation	0	5	2	7
Transport by pipeline	0	0	0	0
Scenic and sightseeing transportation and support activities for transportation	0	403	49	453
Couriers and messengers	0	62	11	73
Warehousing and storage	0	8	1	9
Newspaper publishers	0	37	2	39
Periodical publishers	0	0	0	0
Book publishers	0	0	0	0
Directory, mailing list, and other publishers	0	1	0	1
Software publishers	0	0	0	0
Motion picture and video industries	0	13	2	14
Sound recording industries	0	0	0	0
Radio and television broadcasting	0	30	2	31
Cable and other subscription programming	0	347	20	366
Internet publishing and broadcasting	0	1	0	1
Telecommunications	0	677	226	903
Data processing, hosting, ISP, web search portals and related services	0	1	1	2
Other information services	0	0	0	0
Monetary authorities and depository credit intermediation activities	0	173	138	311
Nondepository credit intermediation and related activities	0	172	84	256
Securities, commodity contracts, investments, and related activities	0	8	8	16
Insurance carriers	0	148	49	198
Insurance agencies, brokerages, and related activities	0	12	2	14
Funds, trusts, and other financial vehicles	0	0	2	3
Real estate establishments	0	5,269	1,143	6,411
Imputed rental activity for owner-occupied dwellings	0	0	4,459	4,459
Automotive equipment rental and leasing	0	67	13	80
General and consumer goods rental except video tapes and discs	0	87	27	114
Video tape and disc rental	0	0	21	21
Commercial and industrial machinery and equipment rental and leasing	0	147	6	154
Lessors of nonfinancial intangible assets	0	0	0	0
Legal services	0	182	68	250
Accounting, tax preparation, bookkeeping, and payroll services	0	31	2	33
Architectural, engineering, and related services	0	21	1	22
Specialized design services	0	3	0	3
Custom computer programming services	0	1	0	1
Computer systems design services	0	2	0	2
Other computer related services, including facilities management	0	2	0	2
Management, scientific, and technical consulting services	0	15	1	17
Environmental and other technical consulting services	0	0	0	0
Scientific research and development services	0	0	0	0
Advertising and related services	0	96	5	101
Photographic services	0	3	3	6
Veterinary services	0	0	6	6

All other miscellaneous professional, scientific, and technical services	0	3	0	4
Management of companies and enterprises	0	42	2	43
Employment services	0	25	2	26
Travel arrangement and reservation services	0	10	1	11
Office administrative services	0	27	2	29
Facilities support services	0	2	0	2
Business support services	0	101	11	112
Investigation and security services	0	86	10	97
Services to buildings and dwellings	0	160	12	173
Other support services	0	13	1	14
Waste management and remediation services	0	125	12	137
Private elementary and secondary schools	0	0	7	7
Private junior colleges, colleges, universities, and professional schools	0	0	0	0
Other private educational services	0	16	7	23
Offices of physicians, dentists, and other health practitioners	0	0	132	132
Home health care services	0	0	11	11
Medical and diagnostic labs and outpatient and other ambulatory care services	0	0	12	12
Private hospitals	0	0	109	109
Nursing and residential care facilities	0	0	87	87
Child day care services	0	0	10	10
Individual and family services	0	0	6	6
Community food, housing, and other relief services, including rehabilitation services	0	0	3	3
Performing arts companies	0	60	3	63
Spectator sports companies	0	57	9	66
Promoters of performing arts and sports and agents for public figures	0	8	2	9
Independent artists, writers, and performers	0	0	0	0
Museums, historical sites, zoos, and parks	0	0	6	6
Fitness and recreational sports centers	0	1	1	2
Bowling centers	0	0	0	1
Amusement parks, arcades, and gambling industries	0	3	120	123
Other amusement and recreation industries	34,688	12	73	34,773
Hotels and motels, including casino hotels	29,749	55	12	29,816
Other accommodations	0	0	0	0
Food services and drinking places	16,245	871	686	17,801
Automotive repair and maintenance, except car washes	0	124	125	249
Car washes	0	5	8	13
Electronic and precision equipment repair and maintenance	0	45	4	49
Commercial and industrial machinery and equipment repair and maintenance	0	319	17	335
Personal and household goods repair and maintenance	0	80	25	104
Personal care services	0	0	19	19
Death care services	0	0	14	14
Dry-cleaning and laundry services	0	56	13	69
Other personal services	0	32	24	57
Religious organizations	0	0	0	0
Grantmaking, giving, and social advocacy organizations	0	0	5	5

Civic, social, professional, and similar organizations	0	52	60	112
Private household operations	0	0	0	0
US Postal Service	0	0	0	0
Federal electric utilities	0	0	0	0
Other Federal Government enterprises	0	0	0	0
State and local government passenger transit	0	0	0	0
State and local government electric utilities	0	0	0	0
Other state and local government enterprises	0	0	0	0
* Not an industry (Used and secondhand goods)	0	0	0	0
* Not an industry (Scrap)	0	0	0	0
* Not an industry (Rest of the world adjustment)	0	0	0	0
* Not an industry (Noncomparable foreign imports)	0	0	0	0
* Employment and payroll only (state & local govt, non-education)	0	0	0	0
* Employment and payroll only (state & local govt, education)	0	0	0	0
* Employment and payroll only (federal govt, non-military)	0	0	0	0
* Employment and payroll only (federal govt, military)	0	0	0	0

2009 Anglers Impact: Detailed Tables

Fishing Texas Clipper: Employment

Description	Direct	Indirect	Induced	Total
Total	13	2	1	16
Oilseed farming	0	0	0	0
Grain farming	0	0	0	0
Vegetable and melon farming	0	0	0	0
Fruit farming	0	0	0	0
Tree nut farming	0	0	0	0
Greenhouse, nursery, and floriculture production	0	0	0	0
Tobacco farming	0	0	0	0
Cotton farming	0	0	0	0
Sugarcane and sugar beet farming	0	0	0	0
All other crop farming	0	0	0	0
Cattle ranching and farming	0	0	0	0

Dairy cattle and milk production	0	0	0	0
Poultry and egg production	0	0	0	0
Animal production, except cattle and poultry and eggs	0	0	0	0
Forestry, forest products, and timber tract production	0	0	0	0
Commercial logging	0	0	0	0
Commercial Fishing	0	0	0	0
Commercial hunting and trapping	0	0	0	0
Support activities for agriculture and forestry	0	0	0	0
Extraction of oil and natural gas	0	0	0	0
Mining coal	0	0	0	0
Mining iron ore	0	0	0	0
Mining copper, nickel, lead, and zinc	0	0	0	0
Mining gold, silver, and other metal ore	0	0	0	0
Mining and quarrying stone	0	0	0	0
Mining and quarrying sand, gravel, clay, and ceramic and refractory minerals	0	0	0	0
Mining and quarrying other nonmetallic minerals	0	0	0	0
Drilling oil and gas wells	0	0	0	0
Support activities for oil and gas operations	0	0	0	0
Support activities for other mining	0	0	0	0
Electric power generation, transmission, and distribution	0	0	0	0
Natural gas distribution	0	0	0	0
Water, sewage and other treatment and delivery systems	0	0	0	0
Construction of new nonresidential commercial and health care structures	0	0	0	0
Construction of new nonresidential manufacturing structures	0	0	0	0
Construction of other new nonresidential structures	0	0	0	0
Construction of new residential permanent site single- and multi-family structures	0	0	0	0
Construction of other new residential structures	0	0	0	0
Maintenance and repair construction of nonresidential structures	0	0	0	0
Maintenance and repair construction of residential structures	0	0	0	0
Dog and cat food manufacturing	0	0	0	0
Other animal food manufacturing	0	0	0	0
Flour milling and malt manufacturing	0	0	0	0
Wet corn milling	0	0	0	0
Soybean and other oilseed processing	0	0	0	0
Fats and oils refining and blending	0	0	0	0
Breakfast cereal manufacturing	0	0	0	0
Sugar cane mills and refining	0	0	0	0
Beet sugar manufacturing	0	0	0	0
Chocolate and confectionery manufacturing from cacao beans	0	0	0	0
Confectionery manufacturing from purchased chocolate	0	0	0	0
Nonchocolate confectionery manufacturing	0	0	0	0
Frozen food manufacturing	0	0	0	0
Fruit and vegetable canning, pickling, and drying	0	0	0	0
Fluid milk and butter manufacturing	0	0	0	0
Cheese manufacturing	0	0	0	0
Dry, condensed, and evaporated dairy product manufacturing	0	0	0	0
Ice cream and frozen dessert manufacturing	0	0	0	0
Animal (except poultry) slaughtering, rendering, and processing	0	0	0	0

Poultry processing	0	0	0	0
Seafood product preparation and packaging	0	0	0	0
Bread and bakery product manufacturing	0	0	0	0
Cookie, cracker, and pasta manufacturing	0	0	0	0
Tortilla manufacturing	0	0	0	0
Snack food manufacturing	0	0	0	0
Coffee and tea manufacturing	0	0	0	0
Flavoring syrup and concentrate manufacturing	0	0	0	0
Seasoning and dressing manufacturing	0	0	0	0
All other food manufacturing	0	0	0	0
Soft drink and ice manufacturing	0	0	0	0
Breweries	0	0	0	0
Wineries	0	0	0	0
Distilleries	0	0	0	0
Tobacco product manufacturing	0	0	0	0
Fiber, yarn, and thread mills	0	0	0	0
Broadwoven fabric mills	0	0	0	0
Narrow fabric mills and schiffli machine embroidery	0	0	0	0
Nonwoven fabric mills	0	0	0	0
Knit fabric mills	0	0	0	0
Textile and fabric finishing mills	0	0	0	0
Fabric coating mills	0	0	0	0
Carpet and rug mills	0	0	0	0
Curtain and linen mills	0	0	0	0
Textile bag and canvas mills	0	0	0	0
All other textile product mills	0	0	0	0
Apparel knitting mills	0	0	0	0
Cut and sew apparel contractors	0	0	0	0
Mens and boys cut and sew apparel manufacturing	0	0	0	0
Womens and girls cut and sew apparel manufacturing	0	0	0	0
Other cut and sew apparel manufacturing	0	0	0	0
Apparel accessories and other apparel manufacturing	0	0	0	0
Leather and hide tanning and finishing	0	0	0	0
Footwear manufacturing	0	0	0	0
Other leather and allied product manufacturing	0	0	0	0
Sawmills and wood preservation	0	0	0	0
Veneer and plywood manufacturing	0	0	0	0
Engineered wood member and truss manufacturing	0	0	0	0
Reconstituted wood product manufacturing	0	0	0	0
Wood windows and doors and millwork manufacturing	0	0	0	0
Wood container and pallet manufacturing	0	0	0	0
Manufactured home (mobile home) manufacturing	0	0	0	0
Prefabricated wood building manufacturing	0	0	0	0
All other miscellaneous wood product manufacturing	0	0	0	0
Pulp mills	0	0	0	0
Paper mills	0	0	0	0
Paperboard Mills	0	0	0	0
Paperboard container manufacturing	0	0	0	0
Coated and laminated paper, packaging paper and plastics film manufacturing	0	0	0	0

All other paper bag and coated and treated paper manufacturing	0	0	0	0
Stationery product manufacturing	0	0	0	0
Sanitary paper product manufacturing	0	0	0	0
All other converted paper product manufacturing	0	0	0	0
Printing	0	0	0	0
Support activities for printing	0	0	0	0
Petroleum refineries	0	0	0	0
Asphalt paving mixture and block manufacturing	0	0	0	0
Asphalt shingle and coating materials manufacturing	0	0	0	0
Petroleum lubricating oil and grease manufacturing	0	0	0	0
All other petroleum and coal products manufacturing	0	0	0	0
Petrochemical manufacturing	0	0	0	0
Industrial gas manufacturing	0	0	0	0
Synthetic dye and pigment manufacturing	0	0	0	0
Alkalies and chlorine manufacturing	0	0	0	0
Carbon black manufacturing	0	0	0	0
All other basic inorganic chemical manufacturing	0	0	0	0
Other basic organic chemical manufacturing	0	0	0	0
Plastics material and resin manufacturing	0	0	0	0
Synthetic rubber manufacturing	0	0	0	0
Artificial and synthetic fibers and filaments manufacturing	0	0	0	0
Fertilizer manufacturing	0	0	0	0
Pesticide and other agricultural chemical manufacturing	0	0	0	0
Medicinal and botanical manufacturing	0	0	0	0
Pharmaceutical preparation manufacturing	0	0	0	0
In-vitro diagnostic substance manufacturing	0	0	0	0
Biological product (except diagnostic) manufacturing	0	0	0	0
Paint and coating manufacturing	0	0	0	0
Adhesive manufacturing	0	0	0	0
Soap and cleaning compound manufacturing	0	0	0	0
Toilet preparation manufacturing	0	0	0	0
Printing ink manufacturing	0	0	0	0
All other chemical product and preparation manufacturing	0	0	0	0
Plastics packaging materials and unlaminated film and sheet manufacturing	0	0	0	0
Unlaminated plastics profile shape manufacturing	0	0	0	0
Plastics pipe and pipe fitting manufacturing	0	0	0	0*
Laminated plastics plate, sheet (except packaging), and shape manufacturing	0	0	0	0
Polystyrene foam product manufacturing	0	0	0	0
Urethane and other foam product (except polystyrene) manufacturing	0	0	0	0
Plastics bottle manufacturing	0	0	0	0
Other plastics product manufacturing	0	0	0	0
Tire manufacturing	0	0	0	0
Rubber and plastics hoses and belting manufacturing	0	0	0	0
Other rubber product manufacturing	0	0	0	0
Pottery, ceramics, and plumbing fixture manufacturing	0	0	0	0
Brick, tile, and other structural clay product manufacturing	0	0	0	0
Clay and nonclay refractory manufacturing	0	0	0	0
Flat glass manufacturing	0	0	0	0
Other pressed and blown glass and glassware manufacturing	0	0	0	0

Glass container manufacturing	0	0	0	0
Glass product manufacturing made of purchased glass	0	0	0	0
Cement manufacturing	0	0	0	0
Ready-mix concrete manufacturing	0	0	0	0
Concrete pipe, brick, and block manufacturing	0	0	0	0
Other concrete product manufacturing	0	0	0	0
Lime and gypsum product manufacturing	0	0	0	0
Abrasive product manufacturing	0	0	0	0
Cut stone and stone product manufacturing	0	0	0	0
Ground or treated mineral and earth manufacturing	0	0	0	0
Mineral wool manufacturing	0	0	0	0
Miscellaneous nonmetallic mineral product manufacturing	0	0	0	0
Iron and steel mills and ferroalloy manufacturing	0	0	0	0
Steel product manufacturing from purchased steel	0	0	0	0
Alumina refining and primary aluminum production	0	0	0	0
Secondary smelting and alloying of aluminum	0	0	0	0
Aluminum product manufacturing from purchased aluminum	0	0	0	0
Primary smelting and refining of copper	0	0	0	0
Primary smelting and refining of nonferrous metal (except copper and aluminum)	0	0	0	0
Copper rolling, drawing, extruding and alloying	0	0	0	0
Nonferrous metal (except copper and aluminum) rolling, drawing, extruding and alloying	0	0	0	0
Ferrous metal foundries	0	0	0	0
Nonferrous metal foundries	0	0	0	0
All other forging, stamping, and sintering	0	0	0	0
Custom roll forming	0	0	0	0
Crown and closure manufacturing and metal stamping	0	0	0	0
Cutlery, utensil, pot, and pan manufacturing	0	0	0	0
Handtool manufacturing	0	0	0	0
Plate work and fabricated structural product manufacturing	0	0	0	0
Ornamental and architectural metal products manufacturing	0	0	0	0
Power boiler and heat exchanger manufacturing	0	0	0	0
Metal tank (heavy gauge) manufacturing	0	0	0	0
Metal can, box, and other metal container (light gauge) manufacturing	0	0	0	0
Ammunition manufacturing	0	0	0	0
Arms, ordnance, and accessories manufacturing	0	0	0	0
Hardware manufacturing	0	0	0	0
Spring and wire product manufacturing	0	0	0	0
Machine shops	0	0	0	0
Turned product and screw, nut, and bolt manufacturing	0	0	0	0
Coating, engraving, heat treating and allied activities	0	0	0	0
Valve and fittings other than plumbing manufacturing	0	0	0	0
Plumbing fixture fitting and trim manufacturing	0	0	0	0
Ball and roller bearing manufacturing	0	0	0	0
Fabricated pipe and pipe fitting manufacturing	0	0	0	0
Other fabricated metal manufacturing	0	0	0	0
Farm machinery and equipment manufacturing	0	0	0	0
Lawn and garden equipment manufacturing	0	0	0	0
Construction machinery manufacturing	0	0	0	0
Mining and oil and gas field machinery manufacturing	0	0	0	0

Other industrial machinery manufacturing	0	0	0	0
Plastics and rubber industry machinery manufacturing	0	0	0	0
Semiconductor machinery manufacturing	0	0	0	0
Vending, commercial, industrial, and office machinery manufacturing	0	0	0	0
Optical instrument and lens manufacturing	0	0	0	0
Photographic and photocopying equipment manufacturing	0	0	0	0
Other commercial and service industry machinery manufacturing	0	0	0	0
Air purification and ventilation equipment manufacturing	0	0	0	0
Heating equipment (except warm air furnaces) manufacturing	0	0	0	0
Air conditioning, refrigeration, and warm air heating equipment manufacturing	0	0	0	0
Industrial mold manufacturing	0	0	0	0
Metal cutting and forming machine tool manufacturing	0	0	0	0
Special tool, die, jig, and fixture manufacturing	0	0	0	0
Cutting tool and machine tool accessory manufacturing	0	0	0	0
Rolling mill and other metalworking machinery manufacturing	0	0	0	0
Turbine and turbine generator set units manufacturing	0	0	0	0
Speed changer, industrial high-speed drive, and gear manufacturing	0	0	0	0
Mechanical power transmission equipment manufacturing	0	0	0	0
Other engine equipment manufacturing	0	0	0	0
Pump and pumping equipment manufacturing	0	0	0	0
Air and gas compressor manufacturing	0	0	0	0
Material handling equipment manufacturing	0	0	0	0
Power-driven handtool manufacturing	0	0	0	0
Other general purpose machinery manufacturing	0	0	0	0
Packaging machinery manufacturing	0	0	0	0
Industrial process furnace and oven manufacturing	0	0	0	0
Fluid power process machinery manufacturing	0	0	0	0
Electronic computer manufacturing	0	0	0	0
Computer storage device manufacturing	0	0	0	0
Computer terminals and other computer peripheral equipment manufacturing	0	0	0	0
Telephone apparatus manufacturing	0	0	0	0
Broadcast and wireless communications equipment manufacturing	0	0	0	0
Other communications equipment manufacturing	0	0	0	0
Audio and video equipment manufacturing	0	0	0	0
Electron tube manufacturing	0	0	0	0
Bare printed circuit board manufacturing	0	0	0	0
Semiconductor and related device manufacturing	0	0	0	0
Electronic capacitor, resistor, coil, transformer, and other inductor manufacturing	0	0	0	0
Electronic connector manufacturing	0	0	0	0
Printed circuit assembly (electronic assembly) manufacturing	0	0	0	0
Other electronic component manufacturing	0	0	0	0
Electromedical and electrotherapeutic apparatus manufacturing	0	0	0	0
Search, detection, and navigation instruments manufacturing	0	0	0	0
Automatic environmental control manufacturing	0	0	0	0
Industrial process variable instruments manufacturing	0	0	0	0
Totalizing fluid meters and counting devices manufacturing	0	0	0	0
Electricity and signal testing instruments manufacturing	0	0	0	0
Analytical laboratory instrument manufacturing	0	0	0	0

Irradiation apparatus manufacturing	0	0	0	0
Watch, clock, and other measuring and controlling device manufacturing	0	0	0	0
Software, audio, and video media for reproduction	0	0	0	0
Magnetic and optical recording media manufacturing	0	0	0	0
Electric lamp bulb and part manufacturing	0	0	0	0
Lighting fixture manufacturing	0	0	0	0
Small electrical appliance manufacturing	0	0	0	0
Household cooking appliance manufacturing	0	0	0	0
Household refrigerator and home freezer manufacturing	0	0	0	0
Household laundry equipment manufacturing	0	0	0	0
Other major household appliance manufacturing	0	0	0	0
Power, distribution, and specialty transformer manufacturing	0	0	0	0
Motor and generator manufacturing	0	0	0	0
Switchgear and switchboard apparatus manufacturing	0	0	0	0
Relay and industrial control manufacturing	0	0	0	0
Storage battery manufacturing	0	0	0	0
Primary battery manufacturing	0	0	0	0
Communication and energy wire and cable manufacturing	0	0	0	0
Wiring device manufacturing	0	0	0	0
Carbon and graphite product manufacturing	0	0	0	0
All other miscellaneous electrical equipment and component manufacturing	0	0	0	0
Automobile manufacturing	0	0	0	0
Light truck and utility vehicle manufacturing	0	0	0	0
Heavy duty truck manufacturing	0	0	0	0
Motor vehicle body manufacturing	0	0	0	0
Truck trailer manufacturing	0	0	0	0
Motor home manufacturing	0	0	0	0
Travel trailer and camper manufacturing	0	0	0	0
Motor vehicle parts manufacturing	0	0	0	0
Aircraft manufacturing	0	0	0	0
Aircraft engine and engine parts manufacturing	0	0	0	0
Other aircraft parts and auxiliary equipment manufacturing	0	0	0	0
Guided missile and space vehicle manufacturing	0	0	0	0
Propulsion units and parts for space vehicles and guided missiles manufacturing	0	0	0	0
Railroad rolling stock manufacturing	0	0	0	0
Ship building and repairing	0	0	0	0
Boat building	0	0	0	0
Motorcycle, bicycle, and parts manufacturing	0	0	0	0
Military armored vehicle, tank, and tank component manufacturing	0	0	0	0
All other transportation equipment manufacturing	0	0	0	0
Wood kitchen cabinet and countertop manufacturing	0	0	0	0
Upholstered household furniture manufacturing	0	0	0	0
Nonupholstered wood household furniture manufacturing	0	0	0	0
Metal and other household furniture manufacturing	0	0	0	0
Institutional furniture manufacturing	0	0	0	0
Office Furniture	0	0	0	0
Custom architectural woodwork and millwork manufacturing	0	0	0	0
Showcase, partition, shelving, and locker manufacturing	0	0	0	0

Mattress manufacturing	0	0	0	0
Blind and shade manufacturing	0	0	0	0
Surgical and medical instrument, laboratory and medical instrument manufacturing	0	0	0	0
Surgical appliance and supplies manufacturing	0	0	0	0
Dental equipment and supplies manufacturing	0	0	0	0
Ophthalmic goods manufacturing	0	0	0	0
Dental laboratories manufacturing	0	0	0	0
Jewelry and silverware manufacturing	0	0	0	0
Sporting and athletic goods manufacturing	0	0	0	0
Doll, toy, and game manufacturing	0	0	0	0
Office supplies (except paper) manufacturing	0	0	0	0
Sign manufacturing	0	0	0	0
Gasket, packing, and sealing device manufacturing	0	0	0	0
Musical instrument manufacturing	0	0	0	0
All other miscellaneous manufacturing	0	0	0	0
Broom, brush, and mop manufacturing	0	0	0	0
Wholesale trade businesses	0	0	0	0
Retail Stores - Motor vehicle and parts	0	0	0	0
Retail Stores - Furniture and home furnishings	0	0	0	0
Retail Stores - Electronics and appliances	0	0	0	0
Retail Stores - Building material and garden supply	0	0	0	0
Retail Stores - Food and beverage	0	0	0	0
Retail Stores - Health and personal care	0	0	0	0
Retail Stores - Gasoline stations	0	0	0	0
Retail Stores - Clothing and clothing accessories	0	0	0	0
Retail Stores - Sporting goods, hobby, book and music	0	0	0	0
Retail Stores - General merchandise	1	0	0	1
Retail Stores - Miscellaneous	1	0	0	1
Retail Nonstores - Direct and electronic sales	0	0	0	0
Transport by air	0	0	0	0
Transport by rail	0	0	0	0
Transport by water	0	0	0	0
Transport by truck	0	0	0	0
Transit and ground passenger transportation	0	0	0	0
Transport by pipeline	0	0	0	0
Scenic and sightseeing transportation and support activities for transportation	0	0	0	0
Couriers and messengers	0	0	0	0
Warehousing and storage	0	0	0	0
Newspaper publishers	0	0	0	0
Periodical publishers	0	0	0	0
Book publishers	0	0	0	0
Directory, mailing list, and other publishers	0	0	0	0
Software publishers	0	0	0	0
Motion picture and video industries	0	0	0	0
Sound recording industries	0	0	0	0
Radio and television broadcasting	0	0	0	0
Cable and other subscription programming	0	0	0	0
Internet publishing and broadcasting	0	0	0	0
Telecommunications	0	0	0	0

Data processing, hosting, ISP, web search portals and related services	0	0	0	0
Other information services	0	0	0	0
Monetary authorities and depository credit intermediation activities	0	0	0	0
Nondepository credit intermediation and related activities	0	0	0	0
Securities, commodity contracts, investments, and related activities	0	0	0	0
Insurance carriers	0	0	0	0
Insurance agencies, brokerages, and related activities	0	0	0	0
Funds, trusts, and other financial vehicles	0	0	0	0
Real estate establishments	0	0	0	0
Imputed rental activity for owner-occupied dwellings	0	0	0	0
Automotive equipment rental and leasing	0	0	0	0
General and consumer goods rental except video tapes and discs	0	0	0	0
Video tape and disc rental	0	0	0	0
Commercial and industrial machinery and equipment rental and leasing	0	0	0	0
Lessors of nonfinancial intangible assets	0	0	0	0
Legal services	0	0	0	0
Accounting, tax preparation, bookkeeping, and payroll services	0	0	0	0
Architectural, engineering, and related services	0	0	0	0
Specialized design services	0	0	0	0
Custom computer programming services	0	0	0	0
Computer systems design services	0	0	0	0
Other computer related services, including facilities management	0	0	0	0
Management, scientific, and technical consulting services	0	0	0	0
Environmental and other technical consulting services	0	0	0	0
Scientific research and development services	0	0	0	0
Advertising and related services	0	0	0	0
Photographic services	0	0	0	0
Veterinary services	0	0	0	0
All other miscellaneous professional, scientific, and technical services	0	0	0	0
Management of companies and enterprises	0	0	0	0
Employment services	0	0	0	0
Travel arrangement and reservation services	0	0	0	0
Office administrative services	0	0	0	0
Facilities support services	0	0	0	0
Business support services	0	0	0	0
Investigation and security services	0	0	0	0
Services to buildings and dwellings	0	0	0	0
Other support services	0	0	0	0
Waste management and remediation services	0	0	0	0
Private elementary and secondary schools	0	0	0	0
Private junior colleges, colleges, universities, and professional schools	0	0	0	0
Other private educational services	0	0	0	0
Offices of physicians, dentists, and other health practitioners	0	0	0	0
Home health care services	0	0	0	0
Medical and diagnostic labs and outpatient and other ambulatory care services	0	0	0	0
Private hospitals	0	0	0	0
Nursing and residential care facilities	0	0	0	0
Child day care services	0	0	0	0
Individual and family services	0	0	0	0

Community food, housing, and other relief services, including rehabilitation services	0	0	0	0
Performing arts companies	0	0	0	0
Spectator sports companies	0	0	0	0
Promoters of performing arts and sports and agents for public figures	0	0	0	0
Independent artists, writers, and performers	0	0	0	0
Museums, historical sites, zoos, and parks	0	0	0	0
Fitness and recreational sports centers	0	0	0	0
Bowling centers	0	0	0	0
Amusement parks, arcades, and gambling industries	0	0	0	0
Other amusement and recreation industries	4	0	0	4
Hotels and motels, including casino hotels	4	0	0	4
Other accommodations	0	0	0	0
Food services and drinking places	4	0	0	5
Automotive repair and maintenance, except car washes	0	0	0	0
Car washes	0	0	0	0
Electronic and precision equipment repair and maintenance	0	0	0	0
Commercial and industrial machinery and equipment repair and maintenance	0	0	0	0
Personal and household goods repair and maintenance	0	0	0	0
Personal care services	0	0	0	0
Death care services	0	0	0	0
Dry-cleaning and laundry services	0	0	0	0
Other personal services	0	0	0	0
Religious organizations	0	0	0	0
Grantmaking, giving, and social advocacy organizations	0	0	0	0
Civic, social, professional, and similar organizations	0	0	0	0
Private household operations	0	0	0	0
US Postal Service	0	0	0	0
Federal electric utilities	0	0	0	0
Other Federal Government enterprises	0	0	0	0
State and local government passenger transit	0	0	0	0
State and local government electric utilities	0	0	0	0
Other state and local government enterprises	0	0	0	0
* Not an industry (Used and secondhand goods)	0	0	0	0
* Not an industry (Scrap)	0	0	0	0
* Not an industry (Rest of the world adjustment)	0	0	0	0
* Not an industry (Noncomparable foreign imports)	0	0	0	0
* Employment and payroll only (state & local govt, non-education)	0	0	0	0
* Employment and payroll only (state & local govt, education)	0	0	0	0
* Employment and payroll only (federal govt, non-military)	0	0	0	0
* Employment and payroll only (federal govt, military)	0	0	0	0

Fishing Texas Clipper: Labor Income

Description	Direct	Indirect	Induced	Total
Total	270,574	59,927	40,806	371,307
Oilseed farming	0	1	0	1
Grain farming	0	45	6	51
Vegetable and melon farming	0	14	29	43
Fruit farming	0	1	12	13
Tree nut farming	0	0	0	0
Greenhouse, nursery, and floriculture production	0	12	24	36
Tobacco farming	0	0	0	0
Cotton farming	0	1	2	3
Sugarcane and sugar beet farming	0	0	0	0
All other crop farming	0	306	9	314
Cattle ranching and farming	0	7	3	10
Dairy cattle and milk production	0	1	1	1
Poultry and egg production	0	0	0	0
Animal production, except cattle and poultry and eggs	0	15	2	18
Forestry, forest products, and timber tract production	0	0	0	1
Commercial logging	0	0	0	0
Commercial Fishing	0	78	6	84
Commercial hunting and trapping	0	0	0	0
Support activities for agriculture and forestry	0	97	23	120
Extraction of oil and natural gas	0	38	10	48
Mining coal	0	0	0	0
Mining iron ore	0	0	0	0
Mining copper, nickel, lead, and zinc	0	0	0	0
Mining gold, silver, and other metal ore	0	0	0	0
Mining and quarrying stone	0	23	6	29
Mining and quarrying sand, gravel, clay, and ceramic and refractory minerals	0	24	5	29
Mining and quarrying other nonmetallic minerals	0	3	1	3
Drilling oil and gas wells	0	0	0	0
Support activities for oil and gas operations	0	0	0	0
Support activities for other mining	0	0	0	0
Electric power generation, transmission, and distribution	0	1,319	219	1,538
Natural gas distribution	0	253	47	300
Water, sewage and other treatment and delivery systems	0	121	41	162
Construction of new nonresidential commercial and health care structures	0	0	0	0
Construction of new nonresidential manufacturing structures	0	0	0	0
Construction of other new nonresidential structures	0	0	0	0
Construction of new residential permanent site single- and multi-family structures	0	0	0	0
Construction of other new residential structures	0	11	4	15
Maintenance and repair construction of nonresidential structures	0	952	82	1,035
Maintenance and repair construction of residential structures	0	36	230	265
Dog and cat food manufacturing	0	0	0	0
Other animal food manufacturing	0	0	0	0
Flour milling and malt manufacturing	0	0	0	0
Wet corn milling	0	0	0	0
Soybean and other oilseed processing	0	23	3	26

Fats and oils refining and blending	0	0	0	0
Breakfast cereal manufacturing	0	0	0	0
Sugar cane mills and refining	0	0	0	0
Beet sugar manufacturing	0	0	0	0
Chocolate and confectionery manufacturing from cacao beans	0	0	0	0
Confectionery manufacturing from purchased chocolate	0	5	6	11
Nonchocolate confectionery manufacturing	0	0	0	0
Frozen food manufacturing	0	0	0	0
Fruit and vegetable canning, pickling, and drying	0	3	1	4
Fluid milk and butter manufacturing	0	10	8	17
Cheese manufacturing	0	0	0	0
Dry, condensed, and evaporated dairy product manufacturing	0	0	0	0
Ice cream and frozen dessert manufacturing	0	0	0	0
Animal (except poultry) slaughtering, rendering, and processing	0	93	38	131
Poultry processing	0	0	0	0
Seafood product preparation and packaging	0	266	30	297
Bread and bakery product manufacturing	0	72	27	99
Cookie, cracker, and pasta manufacturing	0	0	0	0
Tortilla manufacturing	0	1	4	5
Snack food manufacturing	0	2	1	4
Coffee and tea manufacturing	0	0	0	0
Flavoring syrup and concentrate manufacturing	0	0	0	0
Seasoning and dressing manufacturing	0	4	1	4
All other food manufacturing	0	0	0	0
Soft drink and ice manufacturing	0	194	140	334
Breweries	0	0	0	0
Wineries	0	0	0	0
Distilleries	0	0	0	0
Tobacco product manufacturing	0	0	0	0
Fiber, yarn, and thread mills	0	0	0	0
Broadwoven fabric mills	0	1	0	1
Narrow fabric mills and schiffli machine embroidery	0	2	0	2
Nonwoven fabric mills	0	0	0	0
Knit fabric mills	0	0	0	0
Textile and fabric finishing mills	0	0	0	0
Fabric coating mills	0	0	0	0
Carpet and rug mills	0	0	0	0
Curtain and linen mills	0	1	0	1
Textile bag and canvas mills	0	4	0	5
All other textile product mills	0	1	0	1
Apparel knitting mills	0	0	0	0
Cut and sew apparel contractors	0	0	0	0
Mens and boys cut and sew apparel manufacturing	0	0	1	1
Womens and girls cut and sew apparel manufacturing	0	0	0	0
Other cut and sew apparel manufacturing	0	0	0	0
Apparel accessories and other apparel manufacturing	0	0	0	0
Leather and hide tanning and finishing	0	0	0	0
Footwear manufacturing	0	0	0	0
Other leather and allied product manufacturing	0	0	0	0
Sawmills and wood preservation	0	6	0	6

Veneer and plywood manufacturing	0	0	0	0
Engineered wood member and truss manufacturing	0	34	2	36
Reconstituted wood product manufacturing	0	0	0	0
Wood windows and doors and millwork manufacturing	0	0	0	0
Wood container and pallet manufacturing	0	2	1	3
Manufactured home (mobile home) manufacturing	0	0	0	0
Prefabricated wood building manufacturing	0	0	0	0
All other miscellaneous wood product manufacturing	0	26	6	32
Pulp mills	0	0	0	0
Paper mills	0	0	0	0
Paperboard Mills	0	0	0	0
Paperboard container manufacturing	0	39	6	45
Coated and laminated paper, packaging paper and plastics film manufacturing	0	51	3	53
All other paper bag and coated and treated paper manufacturing	0	70	7	78
Stationery product manufacturing	0	0	0	0
Sanitary paper product manufacturing	0	0	0	0
All other converted paper product manufacturing	0	0	0	0
Printing	0	77	4	81
Support activities for printing	0	0	0	0
Petroleum refineries	0	141	49	190
Asphalt paving mixture and block manufacturing	0	0	0	0
Asphalt shingle and coating materials manufacturing	0	2	2	3
Petroleum lubricating oil and grease manufacturing	0	0	0	0
All other petroleum and coal products manufacturing	0	0	0	0
Petrochemical manufacturing	0	0	0	0
Industrial gas manufacturing	0	1	2	3
Synthetic dye and pigment manufacturing	0	0	0	0
Alkalies and chlorine manufacturing	0	2	2	4
Carbon black manufacturing	0	0	0	0
All other basic inorganic chemical manufacturing	0	0	0	0
Other basic organic chemical manufacturing	0	3	0	3
Plastics material and resin manufacturing	0	0	0	0
Synthetic rubber manufacturing	0	0	0	0
Artificial and synthetic fibers and filaments manufacturing	0	0	0	0
Fertilizer manufacturing	0	4	0	5
Pesticide and other agricultural chemical manufacturing	0	0	0	0
Medicinal and botanical manufacturing	0	0	0	0
Pharmaceutical preparation manufacturing	0	0	0	0
In-vitro diagnostic substance manufacturing	0	0	0	0
Biological product (except diagnostic) manufacturing	0	0	0	0
Paint and coating manufacturing	0	34	1	35
Adhesive manufacturing	0	0	0	0
Soap and cleaning compound manufacturing	0	1	1	2
Toilet preparation manufacturing	0	0	0	0
Printing ink manufacturing	0	0	0	0
All other chemical product and preparation manufacturing	0	2	1	3
Plastics packaging materials and unlaminated film and sheet manufacturing	0	0	0	0
Unlaminated plastics profile shape manufacturing	0	0	0	0
Plastics pipe and pipe fitting manufacturing	0	0	0	0

Laminated plastics plate, sheet (except packaging), and shape manufacturing	0	16	1	18
Polystyrene foam product manufacturing	0	0	0	0
Urethane and other foam product (except polystyrene) manufacturing	0	2	0	2
Plastics bottle manufacturing	0	0	0	0
Other plastics product manufacturing	0	16	5	21
Tire manufacturing	0	0	0	0
Rubber and plastics hoses and belting manufacturing	0	0	0	0
Other rubber product manufacturing	0	0	0	0
Pottery, ceramics, and plumbing fixture manufacturing	0	0	0	0
Brick, tile, and other structural clay product manufacturing	0	0	0	0
Clay and nonclay refractory manufacturing	0	1	0	2
Flat glass manufacturing	0	0	0	0
Other pressed and blown glass and glassware manufacturing	0	0	0	0
Glass container manufacturing	0	0	0	0
Glass product manufacturing made of purchased glass	0	1	1	1
Cement manufacturing	0	5	0	6
Ready-mix concrete manufacturing	0	169	14	183
Concrete pipe, brick, and block manufacturing	0	108	7	115
Other concrete product manufacturing	0	24	2	25
Lime and gypsum product manufacturing	0	0	0	0
Abrasive product manufacturing	0	8	1	8
Cut stone and stone product manufacturing	0	2	1	2
Ground or treated mineral and earth manufacturing	0	0	0	0
Mineral wool manufacturing	0	0	0	0
Miscellaneous nonmetallic mineral product manufacturing	0	4	1	5
Iron and steel mills and ferroalloy manufacturing	0	0	0	0
Steel product manufacturing from purchased steel	0	0	0	0
Alumina refining and primary aluminum production	0	0	0	0
Secondary smelting and alloying of aluminum	0	0	0	0
Aluminum product manufacturing from purchased aluminum	0	0	0	0
Primary smelting and refining of copper	0	0	0	0
Primary smelting and refining of nonferrous metal (except copper and aluminum)	0	0	0	0
Copper rolling, drawing, extruding and alloying	0	0	0	0
Nonferrous metal (except copper and aluminum) rolling, drawing, extruding and alloying	0	0	0	0
Ferrous metal foundries	0	0	0	0
Nonferrous metal foundries	0	1	0	1
All other forging, stamping, and sintering	0	0	0	0
Custom roll forming	0	0	0	0
Crown and closure manufacturing and metal stamping	0	11	1	12
Cutlery, utensil, pot, and pan manufacturing	0	0	0	0
Handtool manufacturing	0	0	0	0
Plate work and fabricated structural product manufacturing	0	15	1	17
Ornamental and architectural metal products manufacturing	0	10	1	11
Power boiler and heat exchanger manufacturing	0	0	0	0
Metal tank (heavy gauge) manufacturing	0	2	0	2
Metal can, box, and other metal container (light gauge) manufacturing	0	2	1	3

Ammunition manufacturing	0	0	0	0
Arms, ordnance, and accessories manufacturing	0	0	0	0
Hardware manufacturing	0	0	0	0
Spring and wire product manufacturing	0	0	0	0
Machine shops	0	1	0	1
Turned product and screw, nut, and bolt manufacturing	0	0	0	0
Coating, engraving, heat treating and allied activities	0	0	0	0
Valve and fittings other than plumbing manufacturing	0	10	1	10
Plumbing fixture fitting and trim manufacturing	0	0	0	0
Ball and roller bearing manufacturing	0	0	0	0
Fabricated pipe and pipe fitting manufacturing	0	0	0	0
Other fabricated metal manufacturing	0	0	0	0
Farm machinery and equipment manufacturing	0	0	0	0
Lawn and garden equipment manufacturing	0	0	0	0
Construction machinery manufacturing	0	0	0	0
Mining and oil and gas field machinery manufacturing	0	0	0	0
Other industrial machinery manufacturing	0	0	0	0
Plastics and rubber industry machinery manufacturing	0	0	0	0
Semiconductor machinery manufacturing	0	0	0	0
Vending, commercial, industrial, and office machinery manufacturing	0	0	0	0
Optical instrument and lens manufacturing	0	0	0	0
Photographic and photocopying equipment manufacturing	0	0	0	0
Other commercial and service industry machinery manufacturing	0	0	0	0
Air purification and ventilation equipment manufacturing	0	0	0	0
Heating equipment (except warm air furnaces) manufacturing	0	0	0	0
Air conditioning, refrigeration, and warm air heating equipment manufacturing	0	1	0	1
Industrial mold manufacturing	0	0	0	0
Metal cutting and forming machine tool manufacturing	0	0	0	0
Special tool, die, jig, and fixture manufacturing	0	0	0	0
Cutting tool and machine tool accessory manufacturing	0	0	0	0
Rolling mill and other metalworking machinery manufacturing	0	0	0	0
Turbine and turbine generator set units manufacturing	0	0	0	0
Speed changer, industrial high-speed drive, and gear manufacturing	0	0	0	0
Mechanical power transmission equipment manufacturing	0	0	0	0
Other engine equipment manufacturing	0	0	0	0
Pump and pumping equipment manufacturing	0	0	0	0
Air and gas compressor manufacturing	0	0	0	0
Material handling equipment manufacturing	0	1	0	1
Power-driven handtool manufacturing	0	0	0	0
Other general purpose machinery manufacturing	0	0	0	0
Packaging machinery manufacturing	0	0	0	0
Industrial process furnace and oven manufacturing	0	0	0	0
Fluid power process machinery manufacturing	0	0	0	0
Electronic computer manufacturing	0	0	1	1
Computer storage device manufacturing	0	0	0	0
Computer terminals and other computer peripheral equipment manufacturing	0	0	0	0
Telephone apparatus manufacturing	0	0	0	0

Broadcast and wireless communications equipment manufacturing	0	0	0	0
Other communications equipment manufacturing	0	0	0	0
Audio and video equipment manufacturing	0	0	0	0
Electron tube manufacturing	0	0	0	0
Bare printed circuit board manufacturing	0	0	0	0
Semiconductor and related device manufacturing	0	0	0	0
Electronic capacitor, resistor, coil, transformer, and other inductor manufacturing	0	0	0	0
Electronic connector manufacturing	0	0	0	0
Printed circuit assembly (electronic assembly) manufacturing	0	0	0	0
Other electronic component manufacturing	0	0	0	0
Electromedical and electrotherapeutic apparatus manufacturing	0	0	0	0
Search, detection, and navigation instruments manufacturing	0	0	0	0
Automatic environmental control manufacturing	0	0	0	0
Industrial process variable instruments manufacturing	0	0	0	0
Totalizing fluid meters and counting devices manufacturing	0	0	0	0
Electricity and signal testing instruments manufacturing	0	0	0	0
Analytical laboratory instrument manufacturing	0	0	0	0
Irradiation apparatus manufacturing	0	0	0	0
Watch, clock, and other measuring and controlling device manufacturing	0	0	0	0
Software, audio, and video media for reproduction	0	0	0	0
Magnetic and optical recording media manufacturing	0	0	0	0
Electric lamp bulb and part manufacturing	0	0	0	0
Lighting fixture manufacturing	0	0	0	0
Small electrical appliance manufacturing	0	0	0	0
Household cooking appliance manufacturing	0	0	0	0
Household refrigerator and home freezer manufacturing	0	0	0	0
Household laundry equipment manufacturing	0	0	0	0
Other major household appliance manufacturing	0	0	0	0
Power, distribution, and specialty transformer manufacturing	0	0	0	0
Motor and generator manufacturing	0	1	0	1
Switchgear and switchboard apparatus manufacturing	0	0	0	0
Relay and industrial control manufacturing	0	0	0	0
Storage battery manufacturing	0	0	0	0
Primary battery manufacturing	0	0	0	0
Communication and energy wire and cable manufacturing	0	0	0	0
Wiring device manufacturing	0	2	0	2
Carbon and graphite product manufacturing	0	0	0	0
All other miscellaneous electrical equipment and component manufacturing	0	0	0	0
Automobile manufacturing	0	0	6	6
Light truck and utility vehicle manufacturing	0	0	0	0
Heavy duty truck manufacturing	0	0	0	0
Motor vehicle body manufacturing	0	0	0	0
Truck trailer manufacturing	0	0	0	0
Motor home manufacturing	0	0	0	0
Travel trailer and camper manufacturing	0	0	0	0
Motor vehicle parts manufacturing	0	14	5	19
Aircraft manufacturing	0	0	0	0
Aircraft engine and engine parts manufacturing	0	0	0	0

Other aircraft parts and auxiliary equipment manufacturing	0	0	0	0
Guided missile and space vehicle manufacturing	0	0	0	0
Propulsion units and parts for space vehicles and guided missiles manufacturing	0	0	0	0
Railroad rolling stock manufacturing	0	0	0	0
Ship building and repairing	0	0	0	0
Boat building	0	0	3	3
Motorcycle, bicycle, and parts manufacturing	0	0	0	0
Military armored vehicle, tank, and tank component manufacturing	0	0	0	0
All other transportation equipment manufacturing	0	0	0	0
Wood kitchen cabinet and countertop manufacturing	0	10	2	12
Upholstered household furniture manufacturing	0	0	0	0
Nonupholstered wood household furniture manufacturing	0	0	0	0
Metal and other household furniture manufacturing	0	0	0	0
Institutional furniture manufacturing	0	0	0	0
Office Furniture	0	0	0	0
Custom architectural woodwork and millwork manufacturing	0	0	0	0
Showcase, partition, shelving, and locker manufacturing	0	0	0	0
Mattress manufacturing	0	0	0	0
Blind and shade manufacturing	0	4	0	4
Surgical and medical instrument, laboratory and medical instrument manufacturing	0	0	0	0
Surgical appliance and supplies manufacturing	0	0	0	0
Dental equipment and supplies manufacturing	0	0	0	0
Ophthalmic goods manufacturing	0	0	0	0
Dental laboratories manufacturing	0	0	0	0
Jewelry and silverware manufacturing	0	0	0	0
Sporting and athletic goods manufacturing	0	6	2	8
Doll, toy, and game manufacturing	0	0	0	0
Office supplies (except paper) manufacturing	0	0	0	0
Sign manufacturing	0	26	1	27
Gasket, packing, and sealing device manufacturing	0	0	0	0
Musical instrument manufacturing	0	0	0	0
All other miscellaneous manufacturing	0	10	10	20
Broom, brush, and mop manufacturing	0	0	0	0
Wholesale trade businesses	0	3,530	1,786	5,317
Retail Stores - Motor vehicle and parts	0	272	1,412	1,684
Retail Stores - Furniture and home furnishings	0	33	262	295
Retail Stores - Electronics and appliances	0	57	298	355
Retail Stores - Building material and garden supply	0	103	792	895
Retail Stores - Food and beverage	0	97	834	931
Retail Stores - Health and personal care	0	68	617	685
Retail Stores - Gasoline stations	3,292	69	455	3,816
Retail Stores - Clothing and clothing accessories	0	37	340	377
Retail Stores - Sporting goods, hobby, book and music	0	24	184	208
Retail Stores - General merchandise	15,813	223	1,459	17,495
Retail Stores - Miscellaneous	8,893	73	431	9,397
Retail Nonstores - Direct and electronic sales	0	54	287	341
Transport by air	0	90	83	173
Transport by rail	0	188	54	242

Transport by water	0	4	3	8
Transport by truck	0	1,521	399	1,919
Transit and ground passenger transportation	0	49	26	75
Transport by pipeline	0	0	0	0
Scenic and sightseeing transportation and support activities for transportation	0	1,369	214	1,583
Couriers and messengers	0	342	62	404
Warehousing and storage	0	580	84	663
Newspaper publishers	0	872	54	926
Periodical publishers	0	0	0	0
Book publishers	0	0	2	2
Directory, mailing list, and other publishers	0	21	1	23
Software publishers	0	1	0	1
Motion picture and video industries	0	174	25	199
Sound recording industries	0	0	0	0
Radio and television broadcasting	0	1,034	56	1,091
Cable and other subscription programming	0	2,657	156	2,813
Internet publishing and broadcasting	0	9	1	10
Telecommunications	0	1,063	387	1,451
Data processing, hosting, ISP, web search portals and related services	0	20	10	30
Other information services	0	1	0	1
Monetary authorities and depository credit intermediation activities	0	1,356	1,164	2,519
Nondepository credit intermediation and related activities	0	1,141	665	1,806
Securities, commodity contracts, investments, and related activities	0	186	210	397
Insurance carriers	0	467	194	661
Insurance agencies, brokerages, and related activities	0	609	138	747
Funds, trusts, and other financial vehicles	0	1	42	44
Real estate establishments	0	3,294	866	4,160
Imputed rental activity for owner-occupied dwellings	0	0	0	0
Automotive equipment rental and leasing	0	102	24	126
General and consumer goods rental except video tapes and discs	0	424	164	587
Video tape and disc rental	0	0	53	53
Commercial and industrial machinery and equipment rental and leasing	0	321	17	338
Lessors of nonfinancial intangible assets	0	1	0	1
Legal services	0	2,290	996	3,286
Accounting, tax preparation, bookkeeping, and payroll services	0	2,152	207	2,359
Architectural, engineering, and related services	0	1,186	93	1,279
Specialized design services	0	31	6	37
Custom computer programming services	0	12	2	14
Computer systems design services	0	40	6	46
Other computer related services, including facilities management	0	104	17	122
Management, scientific, and technical consulting services	0	767	72	839
Environmental and other technical consulting services	0	27	3	29
Scientific research and development services	0	14	3	17
Advertising and related services	0	2,545	132	2,677
Photographic services	0	17	16	32
Veterinary services	0	1	84	84

All other miscellaneous professional, scientific, and technical services	0	22	2	24
Management of companies and enterprises	0	1,099	55	1,154
Employment services	0	2,588	218	2,806
Travel arrangement and reservation services	0	310	50	360
Office administrative services	0	473	43	516
Facilities support services	0	46	5	51
Business support services	0	1,699	214	1,913
Investigation and security services	0	1,300	197	1,497
Services to buildings and dwellings	0	1,861	156	2,017
Other support services	0	175	21	196
Waste management and remediation services	0	530	60	590
Private elementary and secondary schools	0	0	235	235
Private junior colleges, colleges, universities, and professional schools	0	0	1	1
Other private educational services	0	488	324	812
Offices of physicians, dentists, and other health practitioners	0	0	6,123	6,123
Home health care services	0	0	767	767
Medical and diagnostic labs and outpatient and other ambulatory care services	0	0	376	377
Private hospitals	0	0	5,044	5,044
Nursing and residential care facilities	0	0	1,575	1,575
Child day care services	0	0	313	313
Individual and family services	0	0	538	538
Community food, housing, and other relief services, including rehabilitation services	0	0	266	266
Performing arts companies	0	257	18	275
Spectator sports companies	0	174	30	204
Promoters of performing arts and sports and agents for public figures	0	25	7	32
Independent artists, writers, and performers	0	3	0	3
Museums, historical sites, zoos, and parks	0	0	67	67
Fitness and recreational sports centers	0	10	18	29
Bowling centers	0	0	2	2
Amusement parks, arcades, and gambling industries	0	12	425	437
Other amusement and recreation industries	82,356	41	254	82,651
Hotels and motels, including casino hotels	88,219	106	28	88,353
Other accommodations	0	1	0	2
Food services and drinking places	72,002	3,175	2,631	77,808
Automotive repair and maintenance, except car washes	0	348	392	740
Car washes	0	16	26	42
Electronic and precision equipment repair and maintenance	0	143	15	159
Commercial and industrial machinery and equipment repair and maintenance	0	968	56	1,024
Personal and household goods repair and maintenance	0	240	83	323
Personal care services	0	0	132	132
Death care services	0	0	78	78
Dry-cleaning and laundry services	0	449	101	550
Other personal services	0	62	62	124
Religious organizations	0	0	274	274
Grantmaking, giving, and social advocacy organizations	0	0	292	292

Civic, social, professional, and similar organizations	0	608	752	1,360
Private household operations	0	0	131	131
US Postal Service	0	1,826	172	1,999
Federal electric utilities	0	0	0	0
Other Federal Government enterprises	0	15	11	26
State and local government passenger transit	0	137	72	208
State and local government electric utilities	0	2,552	419	2,971
Other state and local government enterprises	0	1,429	543	1,971
* Not an industry (Used and secondhand goods)	0	0	0	0
* Not an industry (Scrap)	0	0	0	0
* Not an industry (Rest of the world adjustment)	0	0	0	0
* Not an industry (Noncomparable foreign imports)	0	0	0	0
* Employment and payroll only (state & local govt, non-education)	0	0	0	0
* Employment and payroll only (state & local govt, education)	0	0	0	0
* Employment and payroll only (federal govt, non-military)	0	0	0	0
* Employment and payroll only (federal govt, military)	0	0	0	0

Fishing Texas Clipper: Total Value-Added

Description	Direct	Indirect	Induced	Total
Total	456,220	101,995	77,879	636,094
Oilseed farming	0	2	0	2
Grain farming	0	235	32	267
Vegetable and melon farming	0	25	51	77
Fruit farming	0	1	18	20
Tree nut farming	0	0	0	0
Greenhouse, nursery, and floriculture production	0	12	25	37
Tobacco farming	0	0	0	0
Cotton farming	0	4	5	10
Sugarcane and sugar beet farming	0	0	1	1
All other crop farming	0	542	16	558
Cattle ranching and farming	0	34	14	48
Dairy cattle and milk production	0	10	8	18
Poultry and egg production	0	0	1	1
Animal production, except cattle and poultry and eggs	0	136	18	154
Forestry, forest products, and timber tract production	0	1	0	2
Commercial logging	0	0	0	0
Commercial Fishing	0	83	7	89
Commercial hunting and trapping	0	0	0	0
Support activities for agriculture and forestry	0	71	17	89
Extraction of oil and natural gas	0	102	28	130
Mining coal	0	0	0	0
Mining iron ore	0	0	0	0
Mining copper, nickel, lead, and zinc	0	0	0	0
Mining gold, silver, and other metal ore	0	0	0	0
Mining and quarrying stone	0	41	11	52
Mining and quarrying sand, gravel, clay, and ceramic and refractory minerals	0	32	6	38
Mining and quarrying other nonmetallic minerals	0	5	1	6
Drilling oil and gas wells	0	0	0	0
Support activities for oil and gas operations	0	0	0	0
Support activities for other mining	0	0	0	0
Electric power generation, transmission, and distribution	0	4,775	791	5,566
Natural gas distribution	0	584	109	693
Water, sewage and other treatment and delivery systems	0	208	70	278
Construction of new nonresidential commercial and health care structures	0	0	0	0
Construction of new nonresidential manufacturing structures	0	0	0	0
Construction of other new nonresidential structures	0	0	0	0
Construction of new residential permanent site single- and multi-family structures	0	0	0	0
Construction of other new residential structures	0	12	4	16
Maintenance and repair construction of nonresidential structures	0	1,002	87	1,089
Maintenance and repair construction of residential structures	0	51	329	380
Dog and cat food manufacturing	0	0	0	0
Other animal food manufacturing	0	0	0	0
Flour milling and malt manufacturing	0	0	0	0
Wet corn milling	0	0	0	0
Soybean and other oilseed processing	0	40	5	45

Fats and oils refining and blending	0	0	0	0
Breakfast cereal manufacturing	0	0	0	0
Sugar cane mills and refining	0	0	0	0
Beet sugar manufacturing	0	0	0	0
Chocolate and confectionery manufacturing from cacao beans	0	0	0	0
Confectionery manufacturing from purchased chocolate	0	9	11	20
Nonchocolate confectionery manufacturing	0	0	0	0
Frozen food manufacturing	0	0	0	0
Fruit and vegetable canning, pickling, and drying	0	5	2	7
Fluid milk and butter manufacturing	0	15	12	27
Cheese manufacturing	0	0	0	0
Dry, condensed, and evaporated dairy product manufacturing	0	0	0	0
Ice cream and frozen dessert manufacturing	0	0	0	0
Animal (except poultry) slaughtering, rendering, and processing	0	104	42	147
Poultry processing	0	0	0	0
Seafood product preparation and packaging	0	298	34	332
Bread and bakery product manufacturing	0	84	31	115
Cookie, cracker, and pasta manufacturing	0	0	0	0
Tortilla manufacturing	0	1	6	7
Snack food manufacturing	0	6	4	10
Coffee and tea manufacturing	0	0	0	0
Flavoring syrup and concentrate manufacturing	0	0	0	0
Seasoning and dressing manufacturing	0	4	1	5
All other food manufacturing	0	0	0	0
Soft drink and ice manufacturing	0	215	155	370
Breweries	0	0	0	0
Wineries	0	0	0	0
Distilleries	0	0	0	0
Tobacco product manufacturing	0	0	0	0
Fiber, yarn, and thread mills	0	0	0	0
Broadwoven fabric mills	0	1	1	2
Narrow fabric mills and schiffli machine embroidery	0	2	0	2
Nonwoven fabric mills	0	0	0	0
Knit fabric mills	0	0	0	0
Textile and fabric finishing mills	0	0	0	0
Fabric coating mills	0	0	0	0
Carpet and rug mills	0	0	0	0
Curtain and linen mills	0	1	0	1
Textile bag and canvas mills	0	6	0	6
All other textile product mills	0	1	0	2
Apparel knitting mills	0	0	0	0
Cut and sew apparel contractors	0	0	0	0
Mens and boys cut and sew apparel manufacturing	0	0	1	1
Womens and girls cut and sew apparel manufacturing	0	0	0	0
Other cut and sew apparel manufacturing	0	0	0	0
Apparel accessories and other apparel manufacturing	0	0	0	0
Leather and hide tanning and finishing	0	0	0	0
Footwear manufacturing	0	0	0	0
Other leather and allied product manufacturing	0	0	0	0
Sawmills and wood preservation	0	7	0	8

Veneer and plywood manufacturing	0	0	0	0
Engineered wood member and truss manufacturing	0	35	2	37
Reconstituted wood product manufacturing	0	0	0	0
Wood windows and doors and millwork manufacturing	0	0	0	0
Wood container and pallet manufacturing	0	3	1	4
Manufactured home (mobile home) manufacturing	0	0	0	0
Prefabricated wood building manufacturing	0	0	0	0
All other miscellaneous wood product manufacturing	0	39	9	49
Pulp mills	0	0	0	0
Paper mills	0	0	0	0
Paperboard Mills	0	0	0	0
Paperboard container manufacturing	0	41	6	47
Coated and laminated paper, packaging paper and plastics film manufacturing	0	69	4	72
All other paper bag and coated and treated paper manufacturing	0	77	8	85
Stationery product manufacturing	0	0	0	0
Sanitary paper product manufacturing	0	0	0	0
All other converted paper product manufacturing	0	0	0	0
Printing	0	105	6	111
Support activities for printing	0	0	0	0
Petroleum refineries	0	198	68	266
Asphalt paving mixture and block manufacturing	0	0	0	0
Asphalt shingle and coating materials manufacturing	0	3	2	5
Petroleum lubricating oil and grease manufacturing	0	0	0	0
All other petroleum and coal products manufacturing	0	0	0	0
Petrochemical manufacturing	0	0	0	0
Industrial gas manufacturing	0	3	5	7
Synthetic dye and pigment manufacturing	0	0	0	0
Alkalies and chlorine manufacturing	0	4	2	6
Carbon black manufacturing	0	0	0	0
All other basic inorganic chemical manufacturing	0	0	0	0
Other basic organic chemical manufacturing	0	4	1	5
Plastics material and resin manufacturing	0	0	0	0
Synthetic rubber manufacturing	0	0	0	0
Artificial and synthetic fibers and filaments manufacturing	0	0	0	0
Fertilizer manufacturing	0	6	1	7
Pesticide and other agricultural chemical manufacturing	0	0	0	0
Medicinal and botanical manufacturing	0	0	1	1
Pharmaceutical preparation manufacturing	0	0	0	0
In-vitro diagnostic substance manufacturing	0	0	0	0
Biological product (except diagnostic) manufacturing	0	0	0	0
Paint and coating manufacturing	0	47	1	48
Adhesive manufacturing	0	0	0	0
Soap and cleaning compound manufacturing	0	3	2	5
Toilet preparation manufacturing	0	0	0	0
Printing ink manufacturing	0	0	0	0
All other chemical product and preparation manufacturing	0	3	1	4
Plastics packaging materials and unlaminated film and sheet manufacturing	0	0	0	0
Unlaminated plastics profile shape manufacturing	0	0	0	0
Plastics pipe and pipe fitting manufacturing	0	0	0	0

Laminated plastics plate, sheet (except packaging), and shape manufacturing	0	27	2	29
Polystyrene foam product manufacturing	0	0	0	0
Urethane and other foam product (except polystyrene) manufacturing	0	3	0	3
Plastics bottle manufacturing	0	0	0	0
Other plastics product manufacturing	0	23	7	31
Tire manufacturing	0	0	0	0
Rubber and plastics hoses and belting manufacturing	0	0	0	0
Other rubber product manufacturing	0	0	0	0
Pottery, ceramics, and plumbing fixture manufacturing	0	0	0	0
Brick, tile, and other structural clay product manufacturing	0	0	0	0
Clay and nonclay refractory manufacturing	0	2	0	2
Flat glass manufacturing	0	0	0	0
Other pressed and blown glass and glassware manufacturing	0	0	0	0
Glass container manufacturing	0	0	0	0
Glass product manufacturing made of purchased glass	0	1	1	2
Cement manufacturing	0	16	1	17
Ready-mix concrete manufacturing	0	249	21	270
Concrete pipe, brick, and block manufacturing	0	183	11	194
Other concrete product manufacturing	0	32	2	34
Lime and gypsum product manufacturing	0	0	0	0
Abrasive product manufacturing	0	16	1	17
Cut stone and stone product manufacturing	0	2	1	2
Ground or treated mineral and earth manufacturing	0	0	0	0
Mineral wool manufacturing	0	0	0	0
Miscellaneous nonmetallic mineral product manufacturing	0	8	2	9
Iron and steel mills and ferroalloy manufacturing	0	0	0	0
Steel product manufacturing from purchased steel	0	0	0	0
Alumina refining and primary aluminum production	0	0	0	0
Secondary smelting and alloying of aluminum	0	0	0	0
Aluminum product manufacturing from purchased aluminum	0	0	0	0
Primary smelting and refining of copper	0	0	0	0
Primary smelting and refining of nonferrous metal (except copper and aluminum)	0	0	0	0
Copper rolling, drawing, extruding and alloying	0	0	0	0
Nonferrous metal (except copper and aluminum) rolling, drawing, extruding and alloying	0	0	0	0
Ferrous metal foundries	0	0	0	0
Nonferrous metal foundries	0	2	0	2
All other forging, stamping, and sintering	0	0	0	0
Custom roll forming	0	0	0	0
Crown and closure manufacturing and metal stamping	0	14	2	16
Cutlery, utensil, pot, and pan manufacturing	0	0	0	0
Handtool manufacturing	0	0	0	0
Plate work and fabricated structural product manufacturing	0	25	2	27
Ornamental and architectural metal products manufacturing	0	14	1	14
Power boiler and heat exchanger manufacturing	0	0	0	0
Metal tank (heavy gauge) manufacturing	0	3	0	4
Metal can, box, and other metal container (light gauge) manufacturing	0	4	1	5

Ammunition manufacturing	0	0	0	0
Arms, ordnance, and accessories manufacturing	0	0	0	0
Hardware manufacturing	0	0	0	0
Spring and wire product manufacturing	0	0	0	0
Machine shops	0	1	0	1
Turned product and screw, nut, and bolt manufacturing	0	0	0	0
Coating, engraving, heat treating and allied activities	0	0	0	0
Valve and fittings other than plumbing manufacturing	0	19	1	21
Plumbing fixture fitting and trim manufacturing	0	0	0	0
Ball and roller bearing manufacturing	0	0	0	0
Fabricated pipe and pipe fitting manufacturing	0	0	0	0
Other fabricated metal manufacturing	0	0	0	0
Farm machinery and equipment manufacturing	0	0	0	0
Lawn and garden equipment manufacturing	0	0	0	0
Construction machinery manufacturing	0	0	0	0
Mining and oil and gas field machinery manufacturing	0	0	0	0
Other industrial machinery manufacturing	0	0	0	0
Plastics and rubber industry machinery manufacturing	0	0	0	0
Semiconductor machinery manufacturing	0	0	0	0
Vending, commercial, industrial, and office machinery manufacturing	0	0	0	0
Optical instrument and lens manufacturing	0	0	0	0
Photographic and photocopying equipment manufacturing	0	0	0	0
Other commercial and service industry machinery manufacturing	0	0	0	0
Air purification and ventilation equipment manufacturing	0	0	0	0
Heating equipment (except warm air furnaces) manufacturing	0	0	0	0
Air conditioning, refrigeration, and warm air heating equipment manufacturing	0	1	0	1
Industrial mold manufacturing	0	0	0	1
Metal cutting and forming machine tool manufacturing	0	0	0	0
Special tool, die, jig, and fixture manufacturing	0	0	0	0
Cutting tool and machine tool accessory manufacturing	0	0	0	0
Rolling mill and other metalworking machinery manufacturing	0	0	0	0
Turbine and turbine generator set units manufacturing	0	0	0	0
Speed changer, industrial high-speed drive, and gear manufacturing	0	0	0	1
Mechanical power transmission equipment manufacturing	0	0	0	0
Other engine equipment manufacturing	0	0	0	0
Pump and pumping equipment manufacturing	0	0	0	0
Air and gas compressor manufacturing	0	0	0	0
Material handling equipment manufacturing	0	1	0	1
Power-driven handtool manufacturing	0	0	0	0
Other general purpose machinery manufacturing	0	0	0	0
Packaging machinery manufacturing	0	0	0	0
Industrial process furnace and oven manufacturing	0	0	0	0
Fluid power process machinery manufacturing	0	0	0	0
Electronic computer manufacturing	0	0	1	1
Computer storage device manufacturing	0	0	0	0
Computer terminals and other computer peripheral equipment manufacturing	0	0	0	0
Telephone apparatus manufacturing	0	0	0	0

Broadcast and wireless communications equipment manufacturing	0	0	0	0
Other communications equipment manufacturing	0	0	0	0
Audio and video equipment manufacturing	0	0	0	0
Electron tube manufacturing	0	0	0	0
Bare printed circuit board manufacturing	0	0	0	0
Semiconductor and related device manufacturing	0	0	0	0
Electronic capacitor, resistor, coil, transformer, and other inductor manufacturing	0	0	0	0
Electronic connector manufacturing	0	0	0	0
Printed circuit assembly (electronic assembly) manufacturing	0	0	0	0
Other electronic component manufacturing	0	0	0	0
Electromedical and electrotherapeutic apparatus manufacturing	0	0	0	0
Search, detection, and navigation instruments manufacturing	0	0	0	0
Automatic environmental control manufacturing	0	0	0	0
Industrial process variable instruments manufacturing	0	0	0	0
Totalizing fluid meters and counting devices manufacturing	0	0	0	0
Electricity and signal testing instruments manufacturing	0	0	0	0
Analytical laboratory instrument manufacturing	0	0	0	0
Irradiation apparatus manufacturing	0	0	0	0
Watch, clock, and other measuring and controlling device manufacturing	0	0	0	0
Software, audio, and video media for reproduction	0	0	0	0
Magnetic and optical recording media manufacturing	0	0	0	0
Electric lamp bulb and part manufacturing	0	0	0	0
Lighting fixture manufacturing	0	0	0	0
Small electrical appliance manufacturing	0	0	0	0
Household cooking appliance manufacturing	0	0	0	0
Household refrigerator and home freezer manufacturing	0	0	0	0
Household laundry equipment manufacturing	0	0	0	0
Other major household appliance manufacturing	0	0	0	0
Power, distribution, and specialty transformer manufacturing	0	0	0	0
Motor and generator manufacturing	0	1	0	2
Switchgear and switchboard apparatus manufacturing	0	0	0	0
Relay and industrial control manufacturing	0	0	0	0
Storage battery manufacturing	0	0	0	0
Primary battery manufacturing	0	0	0	0
Communication and energy wire and cable manufacturing	0	0	0	0
Wiring device manufacturing	0	4	0	4
Carbon and graphite product manufacturing	0	0	0	0
All other miscellaneous electrical equipment and component manufacturing	0	0	0	0
Automobile manufacturing	0	0	8	9
Light truck and utility vehicle manufacturing	0	0	0	0
Heavy duty truck manufacturing	0	0	0	0
Motor vehicle body manufacturing	0	0	0	0
Truck trailer manufacturing	0	0	0	0
Motor home manufacturing	0	0	0	0
Travel trailer and camper manufacturing	0	0	0	0
Motor vehicle parts manufacturing	0	16	6	22
Aircraft manufacturing	0	0	0	0

Aircraft engine and engine parts manufacturing	0	0	0	0
Other aircraft parts and auxiliary equipment manufacturing	0	0	0	0
Guided missile and space vehicle manufacturing	0	0	0	0
Propulsion units and parts for space vehicles and guided missiles manufacturing	0	0	0	0
Railroad rolling stock manufacturing	0	0	0	0
Ship building and repairing	0	0	0	1
Boat building	0	0	3	3
Motorcycle, bicycle, and parts manufacturing	0	0	0	0
Military armored vehicle, tank, and tank component manufacturing	0	0	0	0
All other transportation equipment manufacturing	0	0	0	0
Wood kitchen cabinet and countertop manufacturing	0	9	2	12
Upholstered household furniture manufacturing	0	0	0	0
Nonupholstered wood household furniture manufacturing	0	0	1	1
Metal and other household furniture manufacturing	0	0	0	0
Institutional furniture manufacturing	0	0	0	0
Office Furniture	0	0	0	0
Custom architectural woodwork and millwork manufacturing	0	0	0	0
Showcase, partition, shelving, and locker manufacturing	0	0	0	0
Mattress manufacturing	0	0	0	0
Blind and shade manufacturing	0	5	1	5
Surgical and medical instrument, laboratory and medical instrument manufacturing	0	0	0	0
Surgical appliance and supplies manufacturing	0	0	1	1
Dental equipment and supplies manufacturing	0	0	0	0
Ophthalmic goods manufacturing	0	0	0	0
Dental laboratories manufacturing	0	0	0	0
Jewelry and silverware manufacturing	0	0	0	0
Sporting and athletic goods manufacturing	0	8	3	11
Doll, toy, and game manufacturing	0	0	0	0
Office supplies (except paper) manufacturing	0	0	0	0
Sign manufacturing	0	28	1	30
Gasket, packing, and sealing device manufacturing	0	0	0	0
Musical instrument manufacturing	0	0	0	0
All other miscellaneous manufacturing	0	13	13	25
Broom, brush, and mop manufacturing	0	0	0	0
Wholesale trade businesses	0	6,099	3,086	9,185
Retail Stores - Motor vehicle and parts	0	349	1,810	2,159
Retail Stores - Furniture and home furnishings	0	53	423	476
Retail Stores - Electronics and appliances	0	70	366	435
Retail Stores - Building material and garden supply	0	167	1,286	1,453
Retail Stores - Food and beverage	0	149	1,283	1,433
Retail Stores - Health and personal care	0	106	968	1,074
Retail Stores - Gasoline stations	7,623	159	1,054	8,836
Retail Stores - Clothing and clothing accessories	0	75	699	774
Retail Stores - Sporting goods, hobby, book and music	0	40	303	342
Retail Stores - General merchandise	23,551	332	2,173	26,056
Retail Stores - Miscellaneous	12,846	106	622	13,575
Retail Nonstores - Direct and electronic sales	0	184	974	1,158
Transport by air	0	117	109	225

Transport by rail	0	438	127	565
Transport by water	0	8	7	15
Transport by truck	0	2,034	533	2,568
Transit and ground passenger transportation	0	71	37	108
Transport by pipeline	0	0	0	0
Scenic and sightseeing transportation and support activities for transportation	0	1,818	285	2,103
Couriers and messengers	0	557	101	658
Warehousing and storage	0	790	114	904
Newspaper publishers	0	1,022	64	1,086
Periodical publishers	0	0	0	0
Book publishers	0	1	3	4
Directory, mailing list, and other publishers	0	54	3	57
Software publishers	0	1	0	1
Motion picture and video industries	0	271	39	310
Sound recording industries	0	0	0	0
Radio and television broadcasting	0	831	45	876
Cable and other subscription programming	0	3,823	225	4,048
Internet publishing and broadcasting	0	34	2	36
Telecommunications	0	2,872	1,046	3,918
Data processing, hosting, ISP, web search portals and related services	0	30	15	45
Other information services	0	3	1	3
Monetary authorities and depository credit intermediation activities	0	3,546	3,043	6,589
Nondepository credit intermediation and related activities	0	1,776	1,036	2,811
Securities, commodity contracts, investments, and related activities	0	190	214	404
Insurance carriers	0	857	356	1,213
Insurance agencies, brokerages, and related activities	0	777	175	952
Funds, trusts, and other financial vehicles	0	1	20	21
Real estate establishments	0	17,976	4,729	22,704
Imputed rental activity for owner-occupied dwellings	0	0	17,034	17,034
Automotive equipment rental and leasing	0	211	50	261
General and consumer goods rental except video tapes and discs	0	474	183	657
Video tape and disc rental	0	0	81	81
Commercial and industrial machinery and equipment rental and leasing	0	626	34	660
Lessors of nonfinancial intangible assets	0	13	1	14
Legal services	0	2,935	1,276	4,211
Accounting, tax preparation, bookkeeping, and payroll services	0	2,567	247	2,814
Architectural, engineering, and related services	0	1,202	94	1,297
Specialized design services	0	44	9	53
Custom computer programming services	0	13	2	15
Computer systems design services	0	32	5	37
Other computer related services, including facilities management	0	123	21	143
Management, scientific, and technical consulting services	0	875	83	958
Environmental and other technical consulting services	0	32	3	36
Scientific research and development services	0	12	3	15
Advertising and related services	0	3,060	159	3,219
Photographic services	0	26	24	50

Veterinary services	0	1	92	92
All other miscellaneous professional, scientific, and technical services	0	103	10	113
Management of companies and enterprises	0	1,474	74	1,548
Employment services	0	2,793	236	3,028
Travel arrangement and reservation services	0	615	99	713
Office administrative services	0	627	57	684
Facilities support services	0	50	5	55
Business support services	0	2,286	288	2,574
Investigation and security services	0	1,513	229	1,742
Services to buildings and dwellings	0	2,279	191	2,471
Other support services	0	372	45	417
Waste management and remediation services	0	848	96	944
Private elementary and secondary schools	0	0	242	242
Private junior colleges, colleges, universities, and professional schools	0	0	1	1
Other private educational services	0	608	404	1,013
Offices of physicians, dentists, and other health practitioners	0	0	7,137	7,137
Home health care services	0	0	992	992
Medical and diagnostic labs and outpatient and other ambulatory care services	0	0	670	671
Private hospitals	0	0	5,294	5,294
Nursing and residential care facilities	0	0	1,632	1,632
Child day care services	0	0	522	522
Individual and family services	0	0	600	600
Community food, housing, and other relief services, including rehabilitation services	0	0	210	210
Performing arts companies	0	297	20	317
Spectator sports companies	0	214	36	250
Promoters of performing arts and sports and agents for public figures	0	35	9	44
Independent artists, writers, and performers	0	3	0	4
Museums, historical sites, zoos, and parks	0	0	78	78
Fitness and recreational sports centers	0	11	19	31
Bowling centers	0	0	3	3
Amusement parks, arcades, and gambling industries	0	19	667	685
Other amusement and recreation industries	144,550	73	445	145,068
Hotels and motels, including casino hotels	159,791	193	51	160,035
Other accommodations	0	2	1	3
Food services and drinking places	107,859	4,756	3,941	116,556
Automotive repair and maintenance, except car washes	0	504	568	1,072
Car washes	0	26	44	71
Electronic and precision equipment repair and maintenance	0	259	28	286
Commercial and industrial machinery and equipment repair and maintenance	0	1,988	115	2,103
Personal and household goods repair and maintenance	0	525	180	705
Personal care services	0	0	212	212
Death care services	0	0	88	88
Dry-cleaning and laundry services	0	676	152	828
Other personal services	0	197	199	395
Religious organizations	0	0	696	696

Grantmaking, giving, and social advocacy organizations	0	0	121	121
Civic, social, professional, and similar organizations	0	354	437	791
Private household operations	0	0	151	151
US Postal Service	0	1,685	159	1,843
Federal electric utilities	0	0	0	0
Other Federal Government enterprises	0	16	12	28
State and local government passenger transit	0	7	4	11
State and local government electric utilities	0	4,551	747	5,299
Other state and local government enterprises	0	1,867	709	2,576
* Not an industry (Used and secondhand goods)	0	0	0	0
* Not an industry (Scrap)	0	0	0	0
* Not an industry (Rest of the world adjustment)	0	0	0	0
* Not an industry (Noncomparable foreign imports)	0	0	0	0
* Employment and payroll only (state & local govt, non-education)	0	0	0	0
* Employment and payroll only (state & local govt, education)	0	0	0	0
* Employment and payroll only (federal govt, non-military)	0	0	0	0
* Employment and payroll only (federal govt, military)	0	0	0	0

Fishing Texas Clipper: Output

Description	Direct	Indirect	Induced	Total
Total	989,824	261,953	141,331	1,393,107
Oilseed farming	0	5	1	6
Grain farming	0	493	68	561
Vegetable and melon farming	0	62	125	187
Fruit farming	0	4	54	57
Tree nut farming	0	0	0	0
Greenhouse, nursery, and floriculture production	0	26	53	79
Tobacco farming	0	0	0	0
Cotton farming	0	9	12	21
Sugarcane and sugar beet farming	0	1	1	2
All other crop farming	0	1,941	56	1,997
Cattle ranching and farming	0	198	81	279
Dairy cattle and milk production	0	27	22	48
Poultry and egg production	0	1	3	5
Animal production, except cattle and poultry and eggs	0	276	37	313
Forestry, forest products, and timber tract production	0	5	2	6
Commercial logging	0	0	0	0
Commercial Fishing	0	431	34	465
Commercial hunting and trapping	0	0	0	0
Support activities for agriculture and forestry	0	100	24	124
Extraction of oil and natural gas	0	159	44	203
Mining coal	0	0	0	0
Mining iron ore	0	0	0	0
Mining copper, nickel, lead, and zinc	0	0	0	0
Mining gold, silver, and other metal ore	0	0	0	0
Mining and quarrying stone	0	67	17	84
Mining and quarrying sand, gravel, clay, and ceramic and refractory minerals	0	58	11	69
Mining and quarrying other nonmetallic minerals	0	9	2	11
Drilling oil and gas wells	0	0	0	0
Support activities for oil and gas operations	0	0	0	0
Support activities for other mining	0	0	0	0
Electric power generation, transmission, and distribution	0	6,217	1,030	7,247
Natural gas distribution	0	1,836	343	2,179
Water, sewage and other treatment and delivery systems	0	282	95	377
Construction of new nonresidential commercial and health care structures	0	0	0	0
Construction of new nonresidential manufacturing structures	0	0	0	0
Construction of other new nonresidential structures	0	0	0	0
Construction of new residential permanent site single- and multi-family structures	0	0	0	0
Construction of other new residential structures	0	50	19	69
Maintenance and repair construction of nonresidential structures	0	2,119	183	2,302
Maintenance and repair construction of residential structures	0	79	511	591
Dog and cat food manufacturing	0	0	0	0
Other animal food manufacturing	0	0	0	0
Flour milling and malt manufacturing	0	0	0	0
Wet corn milling	0	0	0	0
Soybean and other oilseed processing	0	1,737	226	1,963

Fats and oils refining and blending	0	0	0	0
Breakfast cereal manufacturing	0	0	0	0
Sugar cane mills and refining	0	0	0	0
Beet sugar manufacturing	0	0	0	0
Chocolate and confectionery manufacturing from cacao beans	0	0	0	0
Confectionery manufacturing from purchased chocolate	0	42	55	98
Nonchocolate confectionery manufacturing	0	0	0	0
Frozen food manufacturing	0	0	0	0
Fruit and vegetable canning, pickling, and drying	0	47	20	67
Fluid milk and butter manufacturing	0	210	166	376
Cheese manufacturing	0	0	0	0
Dry, condensed, and evaporated dairy product manufacturing	0	0	0	0
Ice cream and frozen dessert manufacturing	0	0	0	0
Animal (except poultry) slaughtering, rendering, and processing	0	1,092	444	1,537
Poultry processing	0	0	0	0
Seafood product preparation and packaging	0	2,468	283	2,751
Bread and bakery product manufacturing	0	218	81	299
Cookie, cracker, and pasta manufacturing	0	0	0	0
Tortilla manufacturing	0	13	54	68
Snack food manufacturing	0	30	19	48
Coffee and tea manufacturing	0	0	0	0
Flavoring syrup and concentrate manufacturing	0	0	0	0
Seasoning and dressing manufacturing	0	43	9	52
All other food manufacturing	0	0	0	0
Soft drink and ice manufacturing	0	1,731	1,246	2,977
Breweries	0	0	0	0
Wineries	0	0	0	0
Distilleries	0	0	0	0
Tobacco product manufacturing	0	0	0	0
Fiber, yarn, and thread mills	0	0	0	1
Broadwoven fabric mills	0	5	2	7
Narrow fabric mills and schiffli machine embroidery	0	7	1	8
Nonwoven fabric mills	0	0	0	0
Knit fabric mills	0	0	0	0
Textile and fabric finishing mills	0	0	0	0
Fabric coating mills	0	0	0	0
Carpet and rug mills	0	0	0	0
Curtain and linen mills	0	4	1	5
Textile bag and canvas mills	0	21	1	22
All other textile product mills	0	7	1	8
Apparel knitting mills	0	0	0	0
Cut and sew apparel contractors	0	0	0	0
Mens and boys cut and sew apparel manufacturing	0	0	5	6
Womens and girls cut and sew apparel manufacturing	0	0	0	0
Other cut and sew apparel manufacturing	0	0	0	0
Apparel accessories and other apparel manufacturing	0	0	0	0
Leather and hide tanning and finishing	0	0	0	0
Footwear manufacturing	0	0	0	0
Other leather and allied product manufacturing	0	0	1	1
Sawmills and wood preservation	0	50	3	53

Veneer and plywood manufacturing	0	0	0	0
Engineered wood member and truss manufacturing	0	123	7	130
Reconstituted wood product manufacturing	0	0	0	0
Wood windows and doors and millwork manufacturing	0	1	0	1
Wood container and pallet manufacturing	0	11	5	15
Manufactured home (mobile home) manufacturing	0	0	0	0
Prefabricated wood building manufacturing	0	0	0	0
All other miscellaneous wood product manufacturing	0	139	33	172
Pulp mills	0	0	0	0
Paper mills	0	0	0	0
Paperboard Mills	0	0	0	0
Paperboard container manufacturing	0	297	46	343
Coated and laminated paper, packaging paper and plastics film manufacturing	0	327	18	346
All other paper bag and coated and treated paper manufacturing	0	464	48	512
Stationery product manufacturing	0	0	0	0
Sanitary paper product manufacturing	0	0	0	0
All other converted paper product manufacturing	0	0	0	0
Printing	0	333	18	351
Support activities for printing	0	0	0	0
Petroleum refineries	0	14,030	4,845	18,875
Asphalt paving mixture and block manufacturing	0	0	0	0
Asphalt shingle and coating materials manufacturing	0	14	11	25
Petroleum lubricating oil and grease manufacturing	0	0	0	0
All other petroleum and coal products manufacturing	0	0	0	0
Petrochemical manufacturing	0	0	0	0
Industrial gas manufacturing	0	20	35	55
Synthetic dye and pigment manufacturing	0	0	0	0
Alkalies and chlorine manufacturing	0	36	23	59
Carbon black manufacturing	0	0	0	0
All other basic inorganic chemical manufacturing	0	0	0	0
Other basic organic chemical manufacturing	0	93	14	107
Plastics material and resin manufacturing	0	1	0	1
Synthetic rubber manufacturing	0	0	0	0
Artificial and synthetic fibers and filaments manufacturing	0	0	0	0
Fertilizer manufacturing	0	92	10	102
Pesticide and other agricultural chemical manufacturing	0	0	0	0
Medicinal and botanical manufacturing	0	0	2	2
Pharmaceutical preparation manufacturing	0	0	0	0
In-vitro diagnostic substance manufacturing	0	0	0	0
Biological product (except diagnostic) manufacturing	0	0	0	0
Paint and coating manufacturing	0	278	7	285
Adhesive manufacturing	0	0	0	0
Soap and cleaning compound manufacturing	0	16	9	24
Toilet preparation manufacturing	0	0	0	0
Printing ink manufacturing	0	0	0	0
All other chemical product and preparation manufacturing	0	13	5	18
Plastics packaging materials and unlaminated film and sheet manufacturing	0	0	0	0
Unlaminated plastics profile shape manufacturing	0	0	0	0
Plastics pipe and pipe fitting manufacturing	0	0	0	0

Laminated plastics plate, sheet (except packaging), and shape manufacturing	0	131	10	141
Polystyrene foam product manufacturing	0	0	0	0
Urethane and other foam product (except polystyrene) manufacturing	0	15	2	17
Plastics bottle manufacturing	0	0	0	0
Other plastics product manufacturing	0	91	28	119
Tire manufacturing	0	0	0	0
Rubber and plastics hoses and belting manufacturing	0	0	0	0
Other rubber product manufacturing	0	0	0	0
Pottery, ceramics, and plumbing fixture manufacturing	0	0	0	0
Brick, tile, and other structural clay product manufacturing	0	0	0	0
Clay and nonclay refractory manufacturing	0	6	1	7
Flat glass manufacturing	0	0	0	0
Other pressed and blown glass and glassware manufacturing	0	0	0	0
Glass container manufacturing	0	0	0	0
Glass product manufacturing made of purchased glass	0	2	2	4
Cement manufacturing	0	55	4	59
Ready-mix concrete manufacturing	0	1,072	91	1,163
Concrete pipe, brick, and block manufacturing	0	608	38	646
Other concrete product manufacturing	0	132	9	141
Lime and gypsum product manufacturing	0	0	0	0
Abrasive product manufacturing	0	38	3	42
Cut stone and stone product manufacturing	0	4	2	5
Ground or treated mineral and earth manufacturing	0	0	0	0
Mineral wool manufacturing	0	0	0	0
Miscellaneous nonmetallic mineral product manufacturing	0	24	5	29
Iron and steel mills and ferroalloy manufacturing	0	0	0	0
Steel product manufacturing from purchased steel	0	0	0	0
Alumina refining and primary aluminum production	0	0	0	0
Secondary smelting and alloying of aluminum	0	2	0	2
Aluminum product manufacturing from purchased aluminum	0	0	0	0
Primary smelting and refining of copper	0	0	0	0
Primary smelting and refining of nonferrous metal (except copper and aluminum)	0	0	0	0
Copper rolling, drawing, extruding and alloying	0	0	0	0
Nonferrous metal (except copper and aluminum) rolling, drawing, extruding and alloying	0	0	0	0
Ferrous metal foundries	0	0	0	0
Nonferrous metal foundries	0	5	0	6
All other forging, stamping, and sintering	0	0	0	0
Custom roll forming	0	0	0	0
Crown and closure manufacturing and metal stamping	0	29	4	33
Cutlery, utensil, pot, and pan manufacturing	0	0	0	0
Handtool manufacturing	0	0	0	0
Plate work and fabricated structural product manufacturing	0	91	7	99
Ornamental and architectural metal products manufacturing	0	53	3	56
Power boiler and heat exchanger manufacturing	0	0	0	0
Metal tank (heavy gauge) manufacturing	0	11	2	13
Metal can, box, and other metal container (light gauge) manufacturing	0	18	7	25

Ammunition manufacturing	0	0	0	0
Arms, ordnance, and accessories manufacturing	0	0	0	0
Hardware manufacturing	0	0	0	0
Spring and wire product manufacturing	0	0	0	0
Machine shops	0	3	0	4
Turned product and screw, nut, and bolt manufacturing	0	0	0	0
Coating, engraving, heat treating and allied activities	0	0	0	1
Valve and fittings other than plumbing manufacturing	0	50	4	53
Plumbing fixture fitting and trim manufacturing	0	0	0	0
Ball and roller bearing manufacturing	0	0	0	0
Fabricated pipe and pipe fitting manufacturing	0	0	0	0
Other fabricated metal manufacturing	0	0	0	0
Farm machinery and equipment manufacturing	0	2	0	2
Lawn and garden equipment manufacturing	0	0	0	0
Construction machinery manufacturing	0	0	0	0
Mining and oil and gas field machinery manufacturing	0	0	0	0
Other industrial machinery manufacturing	0	1	0	1
Plastics and rubber industry machinery manufacturing	0	0	0	0
Semiconductor machinery manufacturing	0	0	0	0
Vending, commercial, industrial, and office machinery manufacturing	0	0	0	0
Optical instrument and lens manufacturing	0	0	0	0
Photographic and photocopying equipment manufacturing	0	0	0	0
Other commercial and service industry machinery manufacturing	0	0	0	0
Air purification and ventilation equipment manufacturing	0	1	0	1
Heating equipment (except warm air furnaces) manufacturing	0	0	0	0
Air conditioning, refrigeration, and warm air heating equipment manufacturing	0	5	1	6
Industrial mold manufacturing	0	2	0	2
Metal cutting and forming machine tool manufacturing	0	0	0	0
Special tool, die, jig, and fixture manufacturing	0	0	0	0
Cutting tool and machine tool accessory manufacturing	0	0	0	0
Rolling mill and other metalworking machinery manufacturing	0	0	0	0
Turbine and turbine generator set units manufacturing	0	0	0	0
Speed changer, industrial high-speed drive, and gear manufacturing	0	3	0	3
Mechanical power transmission equipment manufacturing	0	0	0	0
Other engine equipment manufacturing	0	0	0	0
Pump and pumping equipment manufacturing	0	0	0	0
Air and gas compressor manufacturing	0	0	0	0
Material handling equipment manufacturing	0	4	1	5
Power-driven handtool manufacturing	0	0	0	0
Other general purpose machinery manufacturing	0	0	0	0
Packaging machinery manufacturing	0	0	0	0
Industrial process furnace and oven manufacturing	0	0	0	0
Fluid power process machinery manufacturing	0	0	0	0
Electronic computer manufacturing	0	4	8	12
Computer storage device manufacturing	0	0	0	0
Computer terminals and other computer peripheral equipment manufacturing	0	0	0	0

Telephone apparatus manufacturing	0	0	0	0
Broadcast and wireless communications equipment manufacturing	0	0	0	0
Other communications equipment manufacturing	0	0	0	0
Audio and video equipment manufacturing	0	0	0	0
Electron tube manufacturing	0	0	0	0
Bare printed circuit board manufacturing	0	0	0	0
Semiconductor and related device manufacturing	0	0	0	0
Electronic capacitor, resistor, coil, transformer, and other inductor manufacturing	0	0	0	0
Electronic connector manufacturing	0	0	0	0
Printed circuit assembly (electronic assembly) manufacturing	0	0	0	0
Other electronic component manufacturing	0	1	0	1
Electromedical and electrotherapeutic apparatus manufacturing	0	0	0	0
Search, detection, and navigation instruments manufacturing	0	0	0	0
Automatic environmental control manufacturing	0	0	0	0
Industrial process variable instruments manufacturing	0	1	0	1
Totalizing fluid meters and counting devices manufacturing	0	0	0	0
Electricity and signal testing instruments manufacturing	0	0	0	0
Analytical laboratory instrument manufacturing	0	0	0	0
Irradiation apparatus manufacturing	0	0	0	0
Watch, clock, and other measuring and controlling device manufacturing	0	0	0	0
Software, audio, and video media for reproduction	0	0	0	0
Magnetic and optical recording media manufacturing	0	0	0	0
Electric lamp bulb and part manufacturing	0	0	0	0
Lighting fixture manufacturing	0	0	0	0
Small electrical appliance manufacturing	0	0	0	0
Household cooking appliance manufacturing	0	0	0	0
Household refrigerator and home freezer manufacturing	0	0	0	0
Household laundry equipment manufacturing	0	0	0	0
Other major household appliance manufacturing	0	0	0	0
Power, distribution, and specialty transformer manufacturing	0	0	0	0
Motor and generator manufacturing	0	6	1	7
Switchgear and switchboard apparatus manufacturing	0	0	0	0
Relay and industrial control manufacturing	0	1	0	1
Storage battery manufacturing	0	0	0	0
Primary battery manufacturing	0	0	0	0
Communication and energy wire and cable manufacturing	0	0	0	0
Wiring device manufacturing	0	13	1	15
Carbon and graphite product manufacturing	0	0	0	0
All other miscellaneous electrical equipment and component manufacturing	0	0	0	0
Automobile manufacturing	0	2	80	82
Light truck and utility vehicle manufacturing	0	0	0	0
Heavy duty truck manufacturing	0	0	0	0
Motor vehicle body manufacturing	0	1	0	1
Truck trailer manufacturing	0	0	0	0
Motor home manufacturing	0	0	0	0
Travel trailer and camper manufacturing	0	0	0	0
Motor vehicle parts manufacturing	0	98	35	133

Aircraft manufacturing	0	0	0	0
Aircraft engine and engine parts manufacturing	0	0	0	0
Other aircraft parts and auxiliary equipment manufacturing	0	0	0	0
Guided missile and space vehicle manufacturing	0	0	0	0
Propulsion units and parts for space vehicles and guided missiles manufacturing	0	0	0	0
Railroad rolling stock manufacturing	0	0	0	0
Ship building and repairing	0	2	0	2
Boat building	0	0	29	30
Motorcycle, bicycle, and parts manufacturing	0	0	0	0
Military armored vehicle, tank, and tank component manufacturing	0	0	0	0
All other transportation equipment manufacturing	0	0	0	0
Wood kitchen cabinet and countertop manufacturing	0	37	9	46
Upholstered household furniture manufacturing	0	0	0	0
Nonupholstered wood household furniture manufacturing	0	0	2	2
Metal and other household furniture manufacturing	0	0	1	1
Institutional furniture manufacturing	0	0	0	0
Office Furniture	0	0	0	0
Custom architectural woodwork and millwork manufacturing	0	0	0	0
Showcase, partition, shelving, and locker manufacturing	0	0	0	0
Mattress manufacturing	0	0	0	0
Blind and shade manufacturing	0	16	2	17
Surgical and medical instrument, laboratory and medical instrument manufacturing	0	0	0	0
Surgical appliance and supplies manufacturing	0	0	2	2
Dental equipment and supplies manufacturing	0	0	0	0
Ophthalmic goods manufacturing	0	0	0	0
Dental laboratories manufacturing	0	0	0	0
Jewelry and silverware manufacturing	0	0	0	0
Sporting and athletic goods manufacturing	0	30	12	42
Doll, toy, and game manufacturing	0	0	0	0
Office supplies (except paper) manufacturing	0	0	0	0
Sign manufacturing	0	70	4	73
Gasket, packing, and sealing device manufacturing	0	0	0	0
Musical instrument manufacturing	0	0	0	0
All other miscellaneous manufacturing	0	41	41	82
Broom, brush, and mop manufacturing	0	0	0	0
Wholesale trade businesses	0	9,586	4,851	14,437
Retail Stores - Motor vehicle and parts	0	486	2,524	3,011
Retail Stores - Furniture and home furnishings	0	89	710	799
Retail Stores - Electronics and appliances	0	111	581	692
Retail Stores - Building material and garden supply	0	260	1,994	2,254
Retail Stores - Food and beverage	0	236	2,023	2,259
Retail Stores - Health and personal care	0	148	1,343	1,491
Retail Stores - Gasoline stations	11,155	233	1,542	12,930
Retail Stores - Clothing and clothing accessories	0	116	1,076	1,192
Retail Stores - Sporting goods, hobby, book and music	0	63	480	543
Retail Stores - General merchandise	37,136	524	3,427	41,087
Retail Stores - Miscellaneous	17,403	144	843	18,390
Retail Nonstores - Direct and electronic sales	0	262	1,388	1,651

Transport by air	0	316	294	609
Transport by rail	0	766	222	988
Transport by water	0	37	31	69
Transport by truck	0	4,104	1,076	5,181
Transit and ground passenger transportation	0	115	60	175
Transport by pipeline	0	0	0	0
Scenic and sightseeing transportation and support activities for transportation	0	2,076	325	2,401
Couriers and messengers	0	769	140	909
Warehousing and storage	0	999	144	1,142
Newspaper publishers	0	2,810	175	2,985
Periodical publishers	0	0	0	0
Book publishers	0	2	8	10
Directory, mailing list, and other publishers	0	102	6	108
Software publishers	0	3	1	3
Motion picture and video industries	0	960	138	1,098
Sound recording industries	0	0	0	0
Radio and television broadcasting	0	1,852	101	1,953
Cable and other subscription programming	0	53,047	3,121	56,168
Internet publishing and broadcasting	0	443	29	473
Telecommunications	0	7,980	2,907	10,888
Data processing, hosting, ISP, web search portals and related services	0	97	49	146
Other information services	0	25	8	33
Monetary authorities and depository credit intermediation activities	0	5,030	4,317	9,347
Nondepository credit intermediation and related activities	0	3,063	1,786	4,849
Securities, commodity contracts, investments, and related activities	0	473	534	1,007
Insurance carriers	0	2,197	913	3,110
Insurance agencies, brokerages, and related activities	0	1,726	390	2,116
Funds, trusts, and other financial vehicles	0	14	444	458
Real estate establishments	0	23,268	6,121	29,389
Imputed rental activity for owner-occupied dwellings	0	0	23,956	23,956
Automotive equipment rental and leasing	0	475	113	588
General and consumer goods rental except video tapes and discs	0	624	241	865
Video tape and disc rental	0	0	156	156
Commercial and industrial machinery and equipment rental and leasing	0	1,792	96	1,889
Lessors of nonfinancial intangible assets	0	21	2	23
Legal services	0	4,770	2,074	6,845
Accounting, tax preparation, bookkeeping, and payroll services	0	4,540	437	4,977
Architectural, engineering, and related services	0	2,452	192	2,645
Specialized design services	0	90	18	108
Custom computer programming services	0	26	4	30
Computer systems design services	0	45	7	52
Other computer related services, including facilities management	0	163	27	190
Management, scientific, and technical consulting services	0	1,816	172	1,987
Environmental and other technical consulting services	0	60	6	66
Scientific research and development services	0	29	6	35

Advertising and related services	0	6,551	340	6,891
Photographic services	0	67	63	130
Veterinary services	0	1	196	197
All other miscellaneous professional, scientific, and technical services	0	258	24	282
Management of companies and enterprises	0	3,151	159	3,309
Employment services	0	3,984	336	4,320
Travel arrangement and reservation services	0	1,098	176	1,274
Office administrative services	0	938	85	1,023
Facilities support services	0	114	12	125
Business support services	0	3,987	502	4,489
Investigation and security services	0	2,114	320	2,434
Services to buildings and dwellings	0	4,495	377	4,873
Other support services	0	583	71	654
Waste management and remediation services	0	2,265	257	2,522
Private elementary and secondary schools	0	0	350	350
Private junior colleges, colleges, universities, and professional schools	0	0	4	4
Other private educational services	0	1,390	924	2,314
Offices of physicians, dentists, and other health practitioners	0	0	10,794	10,794
Home health care services	0	0	1,371	1,371
Medical and diagnostic labs and outpatient and other ambulatory care services	0	1	1,088	1,089
Private hospitals	0	0	8,629	8,629
Nursing and residential care facilities	0	0	2,433	2,433
Child day care services	0	0	989	989
Individual and family services	0	0	1,430	1,430
Community food, housing, and other relief services, including rehabilitation services	0	0	496	496
Performing arts companies	0	644	44	688
Spectator sports companies	0	655	111	766
Promoters of performing arts and sports and agents for public figures	0	101	27	128
Independent artists, writers, and performers	0	5	0	5
Museums, historical sites, zoos, and parks	0	0	126	126
Fitness and recreational sports centers	0	28	49	77
Bowling centers	0	0	7	8
Amusement parks, arcades, and gambling industries	0	58	2,074	2,132
Other amusement and recreation industries	422,680	212	1,302	424,194
Hotels and motels, including casino hotels	270,667	326	87	271,080
Other accommodations	0	5	2	7
Food services and drinking places	230,783	10,175	8,433	249,392
Automotive repair and maintenance, except car washes	0	1,022	1,151	2,173
Car washes	0	50	83	133
Electronic and precision equipment repair and maintenance	0	404	43	447
Commercial and industrial machinery and equipment repair and maintenance	0	3,100	180	3,280
Personal and household goods repair and maintenance	0	1,038	356	1,394
Personal care services	0	0	357	357
Death care services	0	0	199	199
Dry-cleaning and laundry services	0	908	205	1,113

Other personal services	0	446	451	897
Religious organizations	0	0	1,769	1,769
Grantmaking, giving, and social advocacy organizations	0	0	501	501
Civic, social, professional, and similar organizations	0	1,095	1,354	2,449
Private household operations	0	0	152	152
US Postal Service	0	2,478	234	2,712
Federal electric utilities	0	0	0	0
Other Federal Government enterprises	0	19	14	33
State and local government passenger transit	0	197	103	300
State and local government electric utilities	0	17,554	2,882	20,436
Other state and local government enterprises	0	7,748	2,944	10,692
* Not an industry (Used and secondhand goods)	0	0	0	0
* Not an industry (Scrap)	0	0	0	0
* Not an industry (Rest of the world adjustment)	0	0	0	0
* Not an industry (Noncomparable foreign imports)	0	0	0	0
* Employment and payroll only (state & local govt, non-education)	0	0	0	0
* Employment and payroll only (state & local govt, education)	0	0	0	0
* Employment and payroll only (federal govt, non-military)	0	0	0	0
* Employment and payroll only (federal govt, military)	0	0	0	0

Fishing Texas Clipper: Employee Compensation

Description	Direct	Indirect	Induced	Total
Total	247,287	50,310	35,904	333,500
Oilseed farming	0	0	0	0
Grain farming	0	4	1	5
Vegetable and melon farming	0	3	7	10
Fruit farming	0	0	6	6
Tree nut farming	0	0	0	0
Greenhouse, nursery, and floriculture production	0	7	13	20
Tobacco farming	0	0	0	0
Cotton farming	0	1	1	2
Sugarcane and sugar beet farming	0	0	0	0
All other crop farming	0	88	3	91
Cattle ranching and farming	0	6	2	8
Dairy cattle and milk production	0	1	0	1
Poultry and egg production	0	0	0	0
Animal production, except cattle and poultry and eggs	0	17	2	20
Forestry, forest products, and timber tract production	0	0	0	0
Commercial logging	0	0	0	0
Commercial Fishing	0	61	5	65
Commercial hunting and trapping	0	0	0	0
Support activities for agriculture and forestry	0	57	14	71
Extraction of oil and natural gas	0	0	0	0
Mining coal	0	0	0	0
Mining iron ore	0	0	0	0
Mining copper, nickel, lead, and zinc	0	0	0	0
Mining gold, silver, and other metal ore	0	0	0	0
Mining and quarrying stone	0	15	4	18
Mining and quarrying sand, gravel, clay, and ceramic and refractory minerals	0	16	3	19
Mining and quarrying other nonmetallic minerals	0	2	0	2
Drilling oil and gas wells	0	0	0	0
Support activities for oil and gas operations	0	0	0	0
Support activities for other mining	0	0	0	0
Electric power generation, transmission, and distribution	0	1,319	219	1,538
Natural gas distribution	0	253	47	300
Water, sewage and other treatment and delivery systems	0	121	41	162
Construction of new nonresidential commercial and health care structures	0	0	0	0
Construction of new nonresidential manufacturing structures	0	0	0	0
Construction of other new nonresidential structures	0	0	0	0
Construction of new residential permanent site single- and multi-family structures	0	0	0	0
Construction of other new residential structures	0	8	3	11
Maintenance and repair construction of nonresidential structures	0	838	72	910
Maintenance and repair construction of residential structures	0	15	98	114
Dog and cat food manufacturing	0	0	0	0
Other animal food manufacturing	0	0	0	0
Flour milling and malt manufacturing	0	0	0	0
Wet corn milling	0	0	0	0
Soybean and other oilseed processing	0	23	3	26

Fats and oils refining and blending	0	0	0	0
Breakfast cereal manufacturing	0	0	0	0
Sugar cane mills and refining	0	0	0	0
Beet sugar manufacturing	0	0	0	0
Chocolate and confectionery manufacturing from cacao beans	0	0	0	0
Confectionery manufacturing from purchased chocolate	0	5	6	11
Nonchocolate confectionery manufacturing	0	0	0	0
Frozen food manufacturing	0	0	0	0
Fruit and vegetable canning, pickling, and drying	0	3	1	4
Fluid milk and butter manufacturing	0	10	8	17
Cheese manufacturing	0	0	0	0
Dry, condensed, and evaporated dairy product manufacturing	0	0	0	0
Ice cream and frozen dessert manufacturing	0	0	0	0
Animal (except poultry) slaughtering, rendering, and processing	0	92	38	130
Poultry processing	0	0	0	0
Seafood product preparation and packaging	0	262	30	292
Bread and bakery product manufacturing	0	72	27	99
Cookie, cracker, and pasta manufacturing	0	0	0	0
Tortilla manufacturing	0	1	4	5
Snack food manufacturing	0	2	1	4
Coffee and tea manufacturing	0	0	0	0
Flavoring syrup and concentrate manufacturing	0	0	0	0
Seasoning and dressing manufacturing	0	4	1	4
All other food manufacturing	0	0	0	0
Soft drink and ice manufacturing	0	192	138	330
Breweries	0	0	0	0
Wineries	0	0	0	0
Distilleries	0	0	0	0
Tobacco product manufacturing	0	0	0	0
Fiber, yarn, and thread mills	0	0	0	0
Broadwoven fabric mills	0	1	0	1
Narrow fabric mills and schiffli machine embroidery	0	2	0	2
Nonwoven fabric mills	0	0	0	0
Knit fabric mills	0	0	0	0
Textile and fabric finishing mills	0	0	0	0
Fabric coating mills	0	0	0	0
Carpet and rug mills	0	0	0	0
Curtain and linen mills	0	1	0	1
Textile bag and canvas mills	0	4	0	5
All other textile product mills	0	1	0	1
Apparel knitting mills	0	0	0	0
Cut and sew apparel contractors	0	0	0	0
Mens and boys cut and sew apparel manufacturing	0	0	1	1
Womens and girls cut and sew apparel manufacturing	0	0	0	0
Other cut and sew apparel manufacturing	0	0	0	0
Apparel accessories and other apparel manufacturing	0	0	0	0
Leather and hide tanning and finishing	0	0	0	0
Footwear manufacturing	0	0	0	0
Other leather and allied product manufacturing	0	0	0	0
Sawmills and wood preservation	0	6	0	6

Veneer and plywood manufacturing	0	0	0	0
Engineered wood member and truss manufacturing	0	34	2	36
Reconstituted wood product manufacturing	0	0	0	0
Wood windows and doors and millwork manufacturing	0	0	0	0
Wood container and pallet manufacturing	0	2	1	3
Manufactured home (mobile home) manufacturing	0	0	0	0
Prefabricated wood building manufacturing	0	0	0	0
All other miscellaneous wood product manufacturing	0	26	6	32
Pulp mills	0	0	0	0
Paper mills	0	0	0	0
Paperboard Mills	0	0	0	0
Paperboard container manufacturing	0	39	6	45
Coated and laminated paper, packaging paper and plastics film manufacturing	0	51	3	53
All other paper bag and coated and treated paper manufacturing	0	70	7	78
Stationery product manufacturing	0	0	0	0
Sanitary paper product manufacturing	0	0	0	0
All other converted paper product manufacturing	0	0	0	0
Printing	0	74	4	78
Support activities for printing	0	0	0	0
Petroleum refineries	0	141	49	190
Asphalt paving mixture and block manufacturing	0	0	0	0
Asphalt shingle and coating materials manufacturing	0	2	2	3
Petroleum lubricating oil and grease manufacturing	0	0	0	0
All other petroleum and coal products manufacturing	0	0	0	0
Petrochemical manufacturing	0	0	0	0
Industrial gas manufacturing	0	1	1	2
Synthetic dye and pigment manufacturing	0	0	0	0
Alkalies and chlorine manufacturing	0	2	1	3
Carbon black manufacturing	0	0	0	0
All other basic inorganic chemical manufacturing	0	0	0	0
Other basic organic chemical manufacturing	0	2	0	2
Plastics material and resin manufacturing	0	0	0	0
Synthetic rubber manufacturing	0	0	0	0
Artificial and synthetic fibers and filaments manufacturing	0	0	0	0
Fertilizer manufacturing	0	4	0	4
Pesticide and other agricultural chemical manufacturing	0	0	0	0
Medicinal and botanical manufacturing	0	0	0	0
Pharmaceutical preparation manufacturing	0	0	0	0
In-vitro diagnostic substance manufacturing	0	0	0	0
Biological product (except diagnostic) manufacturing	0	0	0	0
Paint and coating manufacturing	0	27	1	28
Adhesive manufacturing	0	0	0	0
Soap and cleaning compound manufacturing	0	1	0	1
Toilet preparation manufacturing	0	0	0	0
Printing ink manufacturing	0	0	0	0
All other chemical product and preparation manufacturing	0	1	1	2
Plastics packaging materials and unlaminated film and sheet manufacturing	0	0	0	0
Unlaminated plastics profile shape manufacturing	0	0	0	0
Plastics pipe and pipe fitting manufacturing	0	0	0	0

Laminated plastics plate, sheet (except packaging), and shape manufacturing	0	16	1	18
Polystyrene foam product manufacturing	0	0	0	0
Urethane and other foam product (except polystyrene) manufacturing	0	2	0	2
Plastics bottle manufacturing	0	0	0	0
Other plastics product manufacturing	0	16	5	21
Tire manufacturing	0	0	0	0
Rubber and plastics hoses and belting manufacturing	0	0	0	0
Other rubber product manufacturing	0	0	0	0
Pottery, ceramics, and plumbing fixture manufacturing	0	0	0	0
Brick, tile, and other structural clay product manufacturing	0	0	0	0
Clay and nonclay refractory manufacturing	0	1	0	2
Flat glass manufacturing	0	0	0	0
Other pressed and blown glass and glassware manufacturing	0	0	0	0
Glass container manufacturing	0	0	0	0
Glass product manufacturing made of purchased glass	0	1	1	1
Cement manufacturing	0	5	0	5
Ready-mix concrete manufacturing	0	165	14	179
Concrete pipe, brick, and block manufacturing	0	105	7	112
Other concrete product manufacturing	0	23	2	24
Lime and gypsum product manufacturing	0	0	0	0
Abrasive product manufacturing	0	7	1	8
Cut stone and stone product manufacturing	0	1	1	2
Ground or treated mineral and earth manufacturing	0	0	0	0
Mineral wool manufacturing	0	0	0	0
Miscellaneous nonmetallic mineral product manufacturing	0	4	1	5
Iron and steel mills and ferroalloy manufacturing	0	0	0	0
Steel product manufacturing from purchased steel	0	0	0	0
Alumina refining and primary aluminum production	0	0	0	0
Secondary smelting and alloying of aluminum	0	0	0	0
Aluminum product manufacturing from purchased aluminum	0	0	0	0
Primary smelting and refining of copper	0	0	0	0
Primary smelting and refining of nonferrous metal (except copper and aluminum)	0	0	0	0
Copper rolling, drawing, extruding and alloying	0	0	0	0
Nonferrous metal (except copper and aluminum) rolling, drawing, extruding and alloying	0	0	0	0
Ferrous metal foundries	0	0	0	0
Nonferrous metal foundries	0	1	0	1
All other forging, stamping, and sintering	0	0	0	0
Custom roll forming	0	0	0	0
Crown and closure manufacturing and metal stamping	0	11	1	12
Cutlery, utensil, pot, and pan manufacturing	0	0	0	0
Handtool manufacturing	0	0	0	0
Plate work and fabricated structural product manufacturing	0	15	1	17
Ornamental and architectural metal products manufacturing	0	10	1	10
Power boiler and heat exchanger manufacturing	0	0	0	0
Metal tank (heavy gauge) manufacturing	0	2	0	2
Metal can, box, and other metal container (light gauge) manufacturing	0	2	1	3

Ammunition manufacturing	0	0	0	0
Arms, ordnance, and accessories manufacturing	0	0	0	0
Hardware manufacturing	0	0	0	0
Spring and wire product manufacturing	0	0	0	0
Machine shops	0	1	0	1
Turned product and screw, nut, and bolt manufacturing	0	0	0	0
Coating, engraving, heat treating and allied activities	0	0	0	0
Valve and fittings other than plumbing manufacturing	0	9	1	10
Plumbing fixture fitting and trim manufacturing	0	0	0	0
Ball and roller bearing manufacturing	0	0	0	0
Fabricated pipe and pipe fitting manufacturing	0	0	0	0
Other fabricated metal manufacturing	0	0	0	0
Farm machinery and equipment manufacturing	0	0	0	0
Lawn and garden equipment manufacturing	0	0	0	0
Construction machinery manufacturing	0	0	0	0
Mining and oil and gas field machinery manufacturing	0	0	0	0
Other industrial machinery manufacturing	0	0	0	0
Plastics and rubber industry machinery manufacturing	0	0	0	0
Semiconductor machinery manufacturing	0	0	0	0
Vending, commercial, industrial, and office machinery manufacturing	0	0	0	0
Optical instrument and lens manufacturing	0	0	0	0
Photographic and photocopying equipment manufacturing	0	0	0	0
Other commercial and service industry machinery manufacturing	0	0	0	0
Air purification and ventilation equipment manufacturing	0	0	0	0
Heating equipment (except warm air furnaces) manufacturing	0	0	0	0
Air conditioning, refrigeration, and warm air heating equipment manufacturing	0	1	0	1
Industrial mold manufacturing	0	0	0	0
Metal cutting and forming machine tool manufacturing	0	0	0	0
Special tool, die, jig, and fixture manufacturing	0	0	0	0
Cutting tool and machine tool accessory manufacturing	0	0	0	0
Rolling mill and other metalworking machinery manufacturing	0	0	0	0
Turbine and turbine generator set units manufacturing	0	0	0	0
Speed changer, industrial high-speed drive, and gear manufacturing	0	0	0	0
Mechanical power transmission equipment manufacturing	0	0	0	0
Other engine equipment manufacturing	0	0	0	0
Pump and pumping equipment manufacturing	0	0	0	0
Air and gas compressor manufacturing	0	0	0	0
Material handling equipment manufacturing	0	1	0	1
Power-driven handtool manufacturing	0	0	0	0
Other general purpose machinery manufacturing	0	0	0	0
Packaging machinery manufacturing	0	0	0	0
Industrial process furnace and oven manufacturing	0	0	0	0
Fluid power process machinery manufacturing	0	0	0	0
Electronic computer manufacturing	0	0	1	1
Computer storage device manufacturing	0	0	0	0
Computer terminals and other computer peripheral equipment manufacturing	0	0	0	0
Telephone apparatus manufacturing	0	0	0	0
Broadcast and wireless communications equipment manufacturing	0	0	0	0

Other communications equipment manufacturing	0	0	0	0
Audio and video equipment manufacturing	0	0	0	0
Electron tube manufacturing	0	0	0	0
Bare printed circuit board manufacturing	0	0	0	0
Semiconductor and related device manufacturing	0	0	0	0
Electronic capacitor, resistor, coil, transformer, and other inductor manufacturing	0	0	0	0
Electronic connector manufacturing	0	0	0	0
Printed circuit assembly (electronic assembly) manufacturing	0	0	0	0
Other electronic component manufacturing	0	0	0	0
Electromedical and electrotherapeutic apparatus manufacturing	0	0	0	0
Search, detection, and navigation instruments manufacturing	0	0	0	0
Automatic environmental control manufacturing	0	0	0	0
Industrial process variable instruments manufacturing	0	0	0	0
Totalizing fluid meters and counting devices manufacturing	0	0	0	0
Electricity and signal testing instruments manufacturing	0	0	0	0
Analytical laboratory instrument manufacturing	0	0	0	0
Irradiation apparatus manufacturing	0	0	0	0
Watch, clock, and other measuring and controlling device manufacturing	0	0	0	0
Software, audio, and video media for reproduction	0	0	0	0
Magnetic and optical recording media manufacturing	0	0	0	0
Electric lamp bulb and part manufacturing	0	0	0	0
Lighting fixture manufacturing	0	0	0	0
Small electrical appliance manufacturing	0	0	0	0
Household cooking appliance manufacturing	0	0	0	0
Household refrigerator and home freezer manufacturing	0	0	0	0
Household laundry equipment manufacturing	0	0	0	0
Other major household appliance manufacturing	0	0	0	0
Power, distribution, and specialty transformer manufacturing	0	0	0	0
Motor and generator manufacturing	0	1	0	1
Switchgear and switchboard apparatus manufacturing	0	0	0	0
Relay and industrial control manufacturing	0	0	0	0
Storage battery manufacturing	0	0	0	0
Primary battery manufacturing	0	0	0	0
Communication and energy wire and cable manufacturing	0	0	0	0
Wiring device manufacturing	0	2	0	2
Carbon and graphite product manufacturing	0	0	0	0
All other miscellaneous electrical equipment and component manufacturing	0	0	0	0
Automobile manufacturing	0	0	5	5
Light truck and utility vehicle manufacturing	0	0	0	0
Heavy duty truck manufacturing	0	0	0	0
Motor vehicle body manufacturing	0	0	0	0
Truck trailer manufacturing	0	0	0	0
Motor home manufacturing	0	0	0	0
Travel trailer and camper manufacturing	0	0	0	0
Motor vehicle parts manufacturing	0	12	4	17
Aircraft manufacturing	0	0	0	0
Aircraft engine and engine parts manufacturing	0	0	0	0
Other aircraft parts and auxiliary equipment manufacturing	0	0	0	0

Guided missile and space vehicle manufacturing	0	0	0	0
Propulsion units and parts for space vehicles and guided missiles manufacturing	0	0	0	0
Railroad rolling stock manufacturing	0	0	0	0
Ship building and repairing	0	0	0	0
Boat building	0	0	3	3
Motorcycle, bicycle, and parts manufacturing	0	0	0	0
Military armored vehicle, tank, and tank component manufacturing	0	0	0	0
All other transportation equipment manufacturing	0	0	0	0
Wood kitchen cabinet and countertop manufacturing	0	10	2	12
Upholstered household furniture manufacturing	0	0	0	0
Nonupholstered wood household furniture manufacturing	0	0	0	0
Metal and other household furniture manufacturing	0	0	0	0
Institutional furniture manufacturing	0	0	0	0
Office Furniture	0	0	0	0
Custom architectural woodwork and millwork manufacturing	0	0	0	0
Showcase, partition, shelving, and locker manufacturing	0	0	0	0
Mattress manufacturing	0	0	0	0
Blind and shade manufacturing	0	4	0	4
Surgical and medical instrument, laboratory and medical instrument manufacturing	0	0	0	0
Surgical appliance and supplies manufacturing	0	0	0	0
Dental equipment and supplies manufacturing	0	0	0	0
Ophthalmic goods manufacturing	0	0	0	0
Dental laboratories manufacturing	0	0	0	0
Jewelry and silverware manufacturing	0	0	0	0
Sporting and athletic goods manufacturing	0	6	2	8
Doll, toy, and game manufacturing	0	0	0	0
Office supplies (except paper) manufacturing	0	0	0	0
Sign manufacturing	0	25	1	26
Gasket, packing, and sealing device manufacturing	0	0	0	0
Musical instrument manufacturing	0	0	0	0
All other miscellaneous manufacturing	0	9	9	19
Broom, brush, and mop manufacturing	0	0	0	0
Wholesale trade businesses	0	3,417	1,729	5,146
Retail Stores - Motor vehicle and parts	0	258	1,338	1,596
Retail Stores - Furniture and home furnishings	0	32	260	293
Retail Stores - Electronics and appliances	0	52	273	325
Retail Stores - Building material and garden supply	0	102	782	884
Retail Stores - Food and beverage	0	96	826	923
Retail Stores - Health and personal care	0	64	580	643
Retail Stores - Gasoline stations	3,126	65	432	3,623
Retail Stores - Clothing and clothing accessories	0	37	339	375
Retail Stores - Sporting goods, hobby, book and music	0	21	159	179
Retail Stores - General merchandise	15,789	223	1,457	17,469
Retail Stores - Miscellaneous	6,485	54	314	6,853
Retail Nonstores - Direct and electronic sales	0	36	188	224
Transport by air	0	86	80	166
Transport by rail	0	188	54	242
Transport by water	0	4	3	7
Transport by truck	0	1,518	398	1,916

Transit and ground passenger transportation	0	46	24	70
Transport by pipeline	0	0	0	0
Scenic and sightseeing transportation and support activities for transportation	0	797	125	921
Couriers and messengers	0	339	62	401
Warehousing and storage	0	552	80	632
Newspaper publishers	0	860	53	914
Periodical publishers	0	0	0	0
Book publishers	0	0	2	2
Directory, mailing list, and other publishers	0	21	1	22
Software publishers	0	1	0	1
Motion picture and video industries	0	172	25	197
Sound recording industries	0	0	0	0
Radio and television broadcasting	0	872	48	920
Cable and other subscription programming	0	2,036	120	2,156
Internet publishing and broadcasting	0	8	1	9
Telecommunications	0	1,048	382	1,430
Data processing, hosting, ISP, web search portals and related services	0	20	10	30
Other information services	0	1	0	1
Monetary authorities and depository credit intermediation activities	0	1,011	867	1,878
Nondepository credit intermediation and related activities	0	838	489	1,327
Securities, commodity contracts, investments, and related activities	0	179	202	381
Insurance carriers	0	405	168	573
Insurance agencies, brokerages, and related activities	0	553	125	678
Funds, trusts, and other financial vehicles	0	0	10	10
Real estate establishments	0	3,284	864	4,148
Imputed rental activity for owner-occupied dwellings	0	0	0	0
Automotive equipment rental and leasing	0	92	22	114
General and consumer goods rental except video tapes and discs	0	2	1	3
Video tape and disc rental	0	0	50	50
Commercial and industrial machinery and equipment rental and leasing	0	284	15	299
Lessors of nonfinancial intangible assets	0	1	0	1
Legal services	0	1,260	548	1,808
Accounting, tax preparation, bookkeeping, and payroll services	0	1,187	114	1,302
Architectural, engineering, and related services	0	659	52	711
Specialized design services	0	16	3	20
Custom computer programming services	0	10	2	12
Computer systems design services	0	28	4	32
Other computer related services, including facilities management	0	19	3	22
Management, scientific, and technical consulting services	0	388	37	425
Environmental and other technical consulting services	0	15	1	16
Scientific research and development services	0	7	2	9
Advertising and related services	0	1,431	74	1,506
Photographic services	0	9	9	18
Veterinary services	0	0	49	49
All other miscellaneous professional, scientific, and technical services	0	12	1	13
Management of companies and enterprises	0	1,102	55	1,158
Employment services	0	2,413	204	2,617

Travel arrangement and reservation services	0	278	45	323
Office administrative services	0	437	40	476
Facilities support services	0	40	4	45
Business support services	0	1,471	185	1,656
Investigation and security services	0	1,177	178	1,355
Services to buildings and dwellings	0	1,627	137	1,764
Other support services	0	141	17	158
Waste management and remediation services	0	503	57	561
Private elementary and secondary schools	0	0	220	220
Private junior colleges, colleges, universities, and professional schools	0	0	1	1
Other private educational services	0	459	305	764
Offices of physicians, dentists, and other health practitioners	0	0	6,083	6,083
Home health care services	0	0	757	757
Medical and diagnostic labs and outpatient and other ambulatory care services	0	0	374	374
Private hospitals	0	0	3,345	3,345
Nursing and residential care facilities	0	0	1,538	1,538
Child day care services	0	0	261	261
Individual and family services	0	0	459	459
Community food, housing, and other relief services, including rehabilitation services	0	0	224	224
Performing arts companies	0	149	10	159
Spectator sports companies	0	113	19	133
Promoters of performing arts and sports and agents for public figures	0	12	3	16
Independent artists, writers, and performers	0	1	0	1
Museums, historical sites, zoos, and parks	0	0	44	44
Fitness and recreational sports centers	0	10	18	28
Bowling centers	0	0	2	2
Amusement parks, arcades, and gambling industries	0	11	381	391
Other amusement and recreation industries	81,934	41	252	82,228
Hotels and motels, including casino hotels	69,762	84	22	69,869
Other accommodations	0	1	0	2
Food services and drinking places	70,190	3,095	2,565	75,850
Automotive repair and maintenance, except car washes	0	194	218	412
Car washes	0	8	14	23
Electronic and precision equipment repair and maintenance	0	86	9	96
Commercial and industrial machinery and equipment repair and maintenance	0	542	31	574
Personal and household goods repair and maintenance	0	188	64	252
Personal care services	0	0	101	101
Death care services	0	0	73	73
Dry-cleaning and laundry services	0	350	79	429
Other personal services	0	40	40	80
Religious organizations	0	0	272	272
Grantmaking, giving, and social advocacy organizations	0	0	290	290
Civic, social, professional, and similar organizations	0	604	747	1,352
Private household operations	0	0	131	131
US Postal Service	0	1,826	172	1,999
Federal electric utilities	0	0	0	0

Other Federal Government enterprises	0	15	11	26
State and local government passenger transit	0	137	72	208
State and local government electric utilities	0	2,552	419	2,971
Other state and local government enterprises	0	1,429	543	1,971
* Not an industry (Used and secondhand goods)	0	0	0	0
* Not an industry (Scrap)	0	0	0	0
* Not an industry (Rest of the world adjustment)	0	0	0	0
* Not an industry (Noncomparable foreign imports)	0	0	0	0
* Employment and payroll only (state & local govt, non-education)	0	0	0	0
* Employment and payroll only (state & local govt, education)	0	0	0	0
* Employment and payroll only (federal govt, non-military)	0	0	0	0
* Employment and payroll only (federal govt, military)	0	0	0	0

Fishing Texas Clipper: Proprietors Income

Description	Direct	Indirect	Induced	Total
Total	23,287	9,617	4,903	37,807
Oilseed farming	0	1	0	1
Grain farming	0	41	6	46
Vegetable and melon farming	0	11	23	34
Fruit farming	0	0	7	7
Tree nut farming	0	0	0	0
Greenhouse, nursery, and floriculture production	0	5	11	16
Tobacco farming	0	0	0	0
Cotton farming	0	1	1	2
Sugarcane and sugar beet farming	0	0	0	0
All other crop farming	0	217	6	223
Cattle ranching and farming	0	1	0	1
Dairy cattle and milk production	0	0	0	0
Poultry and egg production	0	0	0	0
Animal production, except cattle and poultry and eggs	0	-2	0	-2
Forestry, forest products, and timber tract production	0	0	0	1
Commercial logging	0	0	0	0
Commercial Fishing	0	17	1	19
Commercial hunting and trapping	0	0	0	0
Support activities for agriculture and forestry	0	40	10	50
Extraction of oil and natural gas	0	38	10	48
Mining coal	0	0	0	0
Mining iron ore	0	0	0	0
Mining copper, nickel, lead, and zinc	0	0	0	0
Mining gold, silver, and other metal ore	0	0	0	0
Mining and quarrying stone	0	8	2	10
Mining and quarrying sand, gravel, clay, and ceramic and refractory minerals	0	8	2	10
Mining and quarrying other nonmetallic minerals	0	1	0	1
Drilling oil and gas wells	0	0	0	0
Support activities for oil and gas operations	0	0	0	0
Support activities for other mining	0	0	0	0
Electric power generation, transmission, and distribution	0	0	0	0
Natural gas distribution	0	0	0	0
Water, sewage and other treatment and delivery systems	0	0	0	0
Construction of new nonresidential commercial and health care structures	0	0	0	0
Construction of new nonresidential manufacturing structures	0	0	0	0
Construction of other new nonresidential structures	0	0	0	0
Construction of new residential permanent site single- and multi-family structures	0	0	0	0
Construction of other new residential structures	0	3	1	4
Maintenance and repair construction of nonresidential structures	0	115	10	124
Maintenance and repair construction of residential structures	0	20	131	152
Dog and cat food manufacturing	0	0	0	0
Other animal food manufacturing	0	0	0	0
Flour milling and malt manufacturing	0	0	0	0
Wet corn milling	0	0	0	0
Soybean and other oilseed processing	0	0	0	0

Fats and oils refining and blending	0	0	0	0
Breakfast cereal manufacturing	0	0	0	0
Sugar cane mills and refining	0	0	0	0
Beet sugar manufacturing	0	0	0	0
Chocolate and confectionery manufacturing from cacao beans	0	0	0	0
Confectionery manufacturing from purchased chocolate	0	0	0	0
Nonchocolate confectionery manufacturing	0	0	0	0
Frozen food manufacturing	0	0	0	0
Fruit and vegetable canning, pickling, and drying	0	0	0	0
Fluid milk and butter manufacturing	0	0	0	0
Cheese manufacturing	0	0	0	0
Dry, condensed, and evaporated dairy product manufacturing	0	0	0	0
Ice cream and frozen dessert manufacturing	0	0	0	0
Animal (except poultry) slaughtering, rendering, and processing	0	1	0	2
Poultry processing	0	0	0	0
Seafood product preparation and packaging	0	4	1	5
Bread and bakery product manufacturing	0	0	0	1
Cookie, cracker, and pasta manufacturing	0	0	0	0
Tortilla manufacturing	0	0	0	0
Snack food manufacturing	0	0	0	0
Coffee and tea manufacturing	0	0	0	0
Flavoring syrup and concentrate manufacturing	0	0	0	0
Seasoning and dressing manufacturing	0	0	0	0
All other food manufacturing	0	0	0	0
Soft drink and ice manufacturing	0	3	2	5
Breweries	0	0	0	0
Wineries	0	0	0	0
Distilleries	0	0	0	0
Tobacco product manufacturing	0	0	0	0
Fiber, yarn, and thread mills	0	0	0	0
Broadwoven fabric mills	0	0	0	0
Narrow fabric mills and schiffli machine embroidery	0	0	0	0
Nonwoven fabric mills	0	0	0	0
Knit fabric mills	0	0	0	0
Textile and fabric finishing mills	0	0	0	0
Fabric coating mills	0	0	0	0
Carpet and rug mills	0	0	0	0
Curtain and linen mills	0	0	0	0
Textile bag and canvas mills	0	0	0	0
All other textile product mills	0	0	0	0
Apparel knitting mills	0	0	0	0
Cut and sew apparel contractors	0	0	0	0
Mens and boys cut and sew apparel manufacturing	0	0	0	0
Womens and girls cut and sew apparel manufacturing	0	0	0	0
Other cut and sew apparel manufacturing	0	0	0	0
Apparel accessories and other apparel manufacturing	0	0	0	0
Leather and hide tanning and finishing	0	0	0	0
Footwear manufacturing	0	0	0	0
Other leather and allied product manufacturing	0	0	0	0
Sawmills and wood preservation	0	0	0	0

Veneer and plywood manufacturing	0	0	0	0
Engineered wood member and truss manufacturing	0	0	0	0
Reconstituted wood product manufacturing	0	0	0	0
Wood windows and doors and millwork manufacturing	0	0	0	0
Wood container and pallet manufacturing	0	0	0	0
Manufactured home (mobile home) manufacturing	0	0	0	0
Prefabricated wood building manufacturing	0	0	0	0
All other miscellaneous wood product manufacturing	0	0	0	0
Pulp mills	0	0	0	0
Paper mills	0	0	0	0
Paperboard Mills	0	0	0	0
Paperboard container manufacturing	0	0	0	0
Coated and laminated paper, packaging paper and plastics film manufacturing	0	0	0	0
All other paper bag and coated and treated paper manufacturing	0	0	0	0
Stationery product manufacturing	0	0	0	0
Sanitary paper product manufacturing	0	0	0	0
All other converted paper product manufacturing	0	0	0	0
Printing	0	2	0	2
Support activities for printing	0	0	0	0
Petroleum refineries	0	0	0	0
Asphalt paving mixture and block manufacturing	0	0	0	0
Asphalt shingle and coating materials manufacturing	0	0	0	0
Petroleum lubricating oil and grease manufacturing	0	0	0	0
All other petroleum and coal products manufacturing	0	0	0	0
Petrochemical manufacturing	0	0	0	0
Industrial gas manufacturing	0	0	1	1
Synthetic dye and pigment manufacturing	0	0	0	0
Alkalies and chlorine manufacturing	0	1	0	1
Carbon black manufacturing	0	0	0	0
All other basic inorganic chemical manufacturing	0	0	0	0
Other basic organic chemical manufacturing	0	1	0	1
Plastics material and resin manufacturing	0	0	0	0
Synthetic rubber manufacturing	0	0	0	0
Artificial and synthetic fibers and filaments manufacturing	0	0	0	0
Fertilizer manufacturing	0	1	0	1
Pesticide and other agricultural chemical manufacturing	0	0	0	0
Medicinal and botanical manufacturing	0	0	0	0
Pharmaceutical preparation manufacturing	0	0	0	0
In-vitro diagnostic substance manufacturing	0	0	0	0
Biological product (except diagnostic) manufacturing	0	0	0	0
Paint and coating manufacturing	0	7	0	7
Adhesive manufacturing	0	0	0	0
Soap and cleaning compound manufacturing	0	0	0	0
Toilet preparation manufacturing	0	0	0	0
Printing ink manufacturing	0	0	0	0
All other chemical product and preparation manufacturing	0	1	0	1
Plastics packaging materials and unlaminated film and sheet manufacturing	0	0	0	0
Unlaminated plastics profile shape manufacturing	0	0	0	0
Plastics pipe and pipe fitting manufacturing	0	0	0	0

Laminated plastics plate, sheet (except packaging), and shape manufacturing	0	0	0	0
Polystyrene foam product manufacturing	0	0	0	0
Urethane and other foam product (except polystyrene) manufacturing	0	0	0	0
Plastics bottle manufacturing	0	0	0	0
Other plastics product manufacturing	0	0	0	0
Tire manufacturing	0	0	0	0
Rubber and plastics hoses and belting manufacturing	0	0	0	0
Other rubber product manufacturing	0	0	0	0
Pottery, ceramics, and plumbing fixture manufacturing	0	0	0	0
Brick, tile, and other structural clay product manufacturing	0	0	0	0
Clay and nonclay refractory manufacturing	0	0	0	0
Flat glass manufacturing	0	0	0	0
Other pressed and blown glass and glassware manufacturing	0	0	0	0
Glass container manufacturing	0	0	0	0
Glass product manufacturing made of purchased glass	0	0	0	0
Cement manufacturing	0	0	0	0
Ready-mix concrete manufacturing	0	4	0	4
Concrete pipe, brick, and block manufacturing	0	3	0	3
Other concrete product manufacturing	0	1	0	1
Lime and gypsum product manufacturing	0	0	0	0
Abrasive product manufacturing	0	0	0	0
Cut stone and stone product manufacturing	0	0	0	0
Ground or treated mineral and earth manufacturing	0	0	0	0
Mineral wool manufacturing	0	0	0	0
Miscellaneous nonmetallic mineral product manufacturing	0	0	0	0
Iron and steel mills and ferroalloy manufacturing	0	0	0	0
Steel product manufacturing from purchased steel	0	0	0	0
Alumina refining and primary aluminum production	0	0	0	0
Secondary smelting and alloying of aluminum	0	0	0	0
Aluminum product manufacturing from purchased aluminum	0	0	0	0
Primary smelting and refining of copper	0	0	0	0
Primary smelting and refining of nonferrous metal (except copper and aluminum)	0	0	0	0
Copper rolling, drawing, extruding and alloying	0	0	0	0
Nonferrous metal (except copper and aluminum) rolling, drawing, extruding and alloying	0	0	0	0
Ferrous metal foundries	0	0	0	0
Nonferrous metal foundries	0	1	0	1
All other forging, stamping, and sintering	0	0	0	0
Custom roll forming	0	0	0	0
Crown and closure manufacturing and metal stamping	0	0	0	0
Cutlery, utensil, pot, and pan manufacturing	0	0	0	0
Handtool manufacturing	0	0	0	0
Plate work and fabricated structural product manufacturing	0	0	0	0
Ornamental and architectural metal products manufacturing	0	0	0	0
Power boiler and heat exchanger manufacturing	0	0	0	0
Metal tank (heavy gauge) manufacturing	0	0	0	0
Metal can, box, and other metal container (light gauge) manufacturing	0	0	0	0
Ammunition manufacturing	0	0	0	0
Arms, ordnance, and accessories manufacturing	0	0	0	0

Hardware manufacturing	0	0	0	0
Spring and wire product manufacturing	0	0	0	0
Machine shops	0	0	0	0
Turned product and screw, nut, and bolt manufacturing	0	0	0	0
Coating, engraving, heat treating and allied activities	0	0	0	0
Valve and fittings other than plumbing manufacturing	0	0	0	0
Plumbing fixture fitting and trim manufacturing	0	0	0	0
Ball and roller bearing manufacturing	0	0	0	0
Fabricated pipe and pipe fitting manufacturing	0	0	0	0
Other fabricated metal manufacturing	0	0	0	0
Farm machinery and equipment manufacturing	0	0	0	0
Lawn and garden equipment manufacturing	0	0	0	0
Construction machinery manufacturing	0	0	0	0
Mining and oil and gas field machinery manufacturing	0	0	0	0
Other industrial machinery manufacturing	0	0	0	0
Plastics and rubber industry machinery manufacturing	0	0	0	0
Semiconductor machinery manufacturing	0	0	0	0
Vending, commercial, industrial, and office machinery manufacturing	0	0	0	0
Optical instrument and lens manufacturing	0	0	0	0
Photographic and photocopying equipment manufacturing	0	0	0	0
Other commercial and service industry machinery manufacturing	0	0	0	0
Air purification and ventilation equipment manufacturing	0	0	0	0
Heating equipment (except warm air furnaces) manufacturing	0	0	0	0
Air conditioning, refrigeration, and warm air heating equipment manufacturing	0	0	0	0
Industrial mold manufacturing	0	0	0	0
Metal cutting and forming machine tool manufacturing	0	0	0	0
Special tool, die, jig, and fixture manufacturing	0	0	0	0
Cutting tool and machine tool accessory manufacturing	0	0	0	0
Rolling mill and other metalworking machinery manufacturing	0	0	0	0
Turbine and turbine generator set units manufacturing	0	0	0	0
Speed changer, industrial high-speed drive, and gear manufacturing	0	0	0	0
Mechanical power transmission equipment manufacturing	0	0	0	0
Other engine equipment manufacturing	0	0	0	0
Pump and pumping equipment manufacturing	0	0	0	0
Air and gas compressor manufacturing	0	0	0	0
Material handling equipment manufacturing	0	0	0	0
Power-driven handtool manufacturing	0	0	0	0
Other general purpose machinery manufacturing	0	0	0	0
Packaging machinery manufacturing	0	0	0	0
Industrial process furnace and oven manufacturing	0	0	0	0
Fluid power process machinery manufacturing	0	0	0	0
Electronic computer manufacturing	0	0	0	0
Computer storage device manufacturing	0	0	0	0
Computer terminals and other computer peripheral equipment manufacturing	0	0	0	0
Telephone apparatus manufacturing	0	0	0	0
Broadcast and wireless communications equipment manufacturing	0	0	0	0
Other communications equipment manufacturing	0	0	0	0
Audio and video equipment manufacturing	0	0	0	0
Electron tube manufacturing	0	0	0	0

Bare printed circuit board manufacturing	0	0	0	0
Semiconductor and related device manufacturing	0	0	0	0
Electronic capacitor, resistor, coil, transformer, and other inductor manufacturing	0	0	0	0
Electronic connector manufacturing	0	0	0	0
Printed circuit assembly (electronic assembly) manufacturing	0	0	0	0
Other electronic component manufacturing	0	0	0	0
Electromedical and electrotherapeutic apparatus manufacturing	0	0	0	0
Search, detection, and navigation instruments manufacturing	0	0	0	0
Automatic environmental control manufacturing	0	0	0	0
Industrial process variable instruments manufacturing	0	0	0	0
Totalizing fluid meters and counting devices manufacturing	0	0	0	0
Electricity and signal testing instruments manufacturing	0	0	0	0
Analytical laboratory instrument manufacturing	0	0	0	0
Irradiation apparatus manufacturing	0	0	0	0
Watch, clock, and other measuring and controlling device manufacturing	0	0	0	0
Software, audio, and video media for reproduction	0	0	0	0
Magnetic and optical recording media manufacturing	0	0	0	0
Electric lamp bulb and part manufacturing	0	0	0	0
Lighting fixture manufacturing	0	0	0	0
Small electrical appliance manufacturing	0	0	0	0
Household cooking appliance manufacturing	0	0	0	0
Household refrigerator and home freezer manufacturing	0	0	0	0
Household laundry equipment manufacturing	0	0	0	0
Other major household appliance manufacturing	0	0	0	0
Power, distribution, and specialty transformer manufacturing	0	0	0	0
Motor and generator manufacturing	0	0	0	0
Switchgear and switchboard apparatus manufacturing	0	0	0	0
Relay and industrial control manufacturing	0	0	0	0
Storage battery manufacturing	0	0	0	0
Primary battery manufacturing	0	0	0	0
Communication and energy wire and cable manufacturing	0	0	0	0
Wiring device manufacturing	0	0	0	0
Carbon and graphite product manufacturing	0	0	0	0
All other miscellaneous electrical equipment and component manufacturing	0	0	0	0
Automobile manufacturing	0	0	1	1
Light truck and utility vehicle manufacturing	0	0	0	0
Heavy duty truck manufacturing	0	0	0	0
Motor vehicle body manufacturing	0	0	0	0
Truck trailer manufacturing	0	0	0	0
Motor home manufacturing	0	0	0	0
Travel trailer and camper manufacturing	0	0	0	0
Motor vehicle parts manufacturing	0	2	1	3
Aircraft manufacturing	0	0	0	0
Aircraft engine and engine parts manufacturing	0	0	0	0
Other aircraft parts and auxiliary equipment manufacturing	0	0	0	0
Guided missile and space vehicle manufacturing	0	0	0	0
Propulsion units and parts for space vehicles and guided missiles manufacturing	0	0	0	0

Railroad rolling stock manufacturing	0	0	0	0
Ship building and repairing	0	0	0	0
Boat building	0	0	0	0
Motorcycle, bicycle, and parts manufacturing	0	0	0	0
Military armored vehicle, tank, and tank component manufacturing	0	0	0	0
All other transportation equipment manufacturing	0	0	0	0
Wood kitchen cabinet and countertop manufacturing	0	0	0	0
Upholstered household furniture manufacturing	0	0	0	0
Nonupholstered wood household furniture manufacturing	0	0	0	0
Metal and other household furniture manufacturing	0	0	0	0
Institutional furniture manufacturing	0	0	0	0
Office Furniture	0	0	0	0
Custom architectural woodwork and millwork manufacturing	0	0	0	0
Showcase, partition, shelving, and locker manufacturing	0	0	0	0
Mattress manufacturing	0	0	0	0
Blind and shade manufacturing	0	0	0	0
Surgical and medical instrument, laboratory and medical instrument manufacturing	0	0	0	0
Surgical appliance and supplies manufacturing	0	0	0	0
Dental equipment and supplies manufacturing	0	0	0	0
Ophthalmic goods manufacturing	0	0	0	0
Dental laboratories manufacturing	0	0	0	0
Jewelry and silverware manufacturing	0	0	0	0
Sporting and athletic goods manufacturing	0	0	0	0
Doll, toy, and game manufacturing	0	0	0	0
Office supplies (except paper) manufacturing	0	0	0	0
Sign manufacturing	0	1	0	1
Gasket, packing, and sealing device manufacturing	0	0	0	0
Musical instrument manufacturing	0	0	0	0
All other miscellaneous manufacturing	0	0	0	1
Broom, brush, and mop manufacturing	0	0	0	0
Wholesale trade businesses	0	113	57	171
Retail Stores - Motor vehicle and parts	0	14	74	88
Retail Stores - Furniture and home furnishings	0	0	2	2
Retail Stores - Electronics and appliances	0	5	25	30
Retail Stores - Building material and garden supply	0	1	10	11
Retail Stores - Food and beverage	0	1	7	8
Retail Stores - Health and personal care	0	4	37	41
Retail Stores - Gasoline stations	166	3	23	193
Retail Stores - Clothing and clothing accessories	0	0	1	1
Retail Stores - Sporting goods, hobby, book and music	0	3	25	29
Retail Stores - General merchandise	23	0	2	26
Retail Stores - Miscellaneous	2,408	20	117	2,544
Retail Nonstores - Direct and electronic sales	0	19	99	117
Transport by air	0	4	4	7
Transport by rail	0	0	0	0
Transport by water	0	0	0	1
Transport by truck	0	2	1	3
Transit and ground passenger transportation	0	3	2	5
Transport by pipeline	0	0	0	0

Scenic and sightseeing transportation and support activities for transportation	0	572	90	662
Couriers and messengers	0	3	1	4
Warehousing and storage	0	28	4	32
Newspaper publishers	0	12	1	12
Periodical publishers	0	0	0	0
Book publishers	0	0	0	0
Directory, mailing list, and other publishers	0	1	0	1
Software publishers	0	0	0	0
Motion picture and video industries	0	2	0	2
Sound recording industries	0	0	0	0
Radio and television broadcasting	0	162	9	171
Cable and other subscription programming	0	621	37	657
Internet publishing and broadcasting	0	1	0	1
Telecommunications	0	15	6	21
Data processing, hosting, ISP, web search portals and related services	0	0	0	0
Other information services	0	0	0	0
Monetary authorities and depository credit intermediation activities	0	345	296	642
Nondepository credit intermediation and related activities	0	303	177	480
Securities, commodity contracts, investments, and related activities	0	7	8	16
Insurance carriers	0	62	26	88
Insurance agencies, brokerages, and related activities	0	56	13	69
Funds, trusts, and other financial vehicles	0	1	33	34
Real estate establishments	0	9	2	12
Imputed rental activity for owner-occupied dwellings	0	0	0	0
Automotive equipment rental and leasing	0	10	2	12
General and consumer goods rental except video tapes and discs	0	422	163	584
Video tape and disc rental	0	0	2	2
Commercial and industrial machinery and equipment rental and leasing	0	37	2	39
Lessors of nonfinancial intangible assets	0	0	0	0
Legal services	0	1,031	448	1,479
Accounting, tax preparation, bookkeeping, and payroll services	0	965	93	1,058
Architectural, engineering, and related services	0	527	41	568
Specialized design services	0	14	3	17
Custom computer programming services	0	2	0	2
Computer systems design services	0	13	2	15
Other computer related services, including facilities management	0	85	14	99
Management, scientific, and technical consulting services	0	378	36	414
Environmental and other technical consulting services	0	12	1	13
Scientific research and development services	0	6	1	8
Advertising and related services	0	1,114	58	1,171
Photographic services	0	7	7	14
Veterinary services	0	0	35	35
All other miscellaneous professional, scientific, and technical services	0	10	1	11
Management of companies and enterprises	0	-3	0	-3
Employment services	0	174	15	189
Travel arrangement and reservation services	0	32	5	37
Office administrative services	0	36	3	39
Facilities support services	0	5	1	6
Business support services	0	228	29	257

Investigation and security services	0	123	19	141
Services to buildings and dwellings	0	234	20	253
Other support services	0	34	4	38
Waste management and remediation services	0	27	3	30
Private elementary and secondary schools	0	0	15	15
Private junior colleges, colleges, universities, and professional schools	0	0	0	0
Other private educational services	0	29	19	48
Offices of physicians, dentists, and other health practitioners	0	0	40	40
Home health care services	0	0	10	10
Medical and diagnostic labs and outpatient and other ambulatory care services	0	0	2	2
Private hospitals	0	0	1,699	1,699
Nursing and residential care facilities	0	0	37	37
Child day care services	0	0	52	52
Individual and family services	0	0	79	79
Community food, housing, and other relief services, including rehabilitation services	0	0	41	41
Performing arts companies	0	109	7	116
Spectator sports companies	0	61	10	71
Promoters of performing arts and sports and agents for public figures	0	13	3	16
Independent artists, writers, and performers	0	2	0	2
Museums, historical sites, zoos, and parks	0	0	23	23
Fitness and recreational sports centers	0	0	0	0
Bowling centers	0	0	0	0
Amusement parks, arcades, and gambling industries	0	1	44	46
Other amusement and recreation industries	421	0	1	423
Hotels and motels, including casino hotels	18,456	22	6	18,484
Other accommodations	0	0	0	0
Food services and drinking places	1,812	80	66	1,958
Automotive repair and maintenance, except car washes	0	154	174	328
Car washes	0	7	12	19
Electronic and precision equipment repair and maintenance	0	57	6	63
Commercial and industrial machinery and equipment repair and maintenance	0	426	25	450
Personal and household goods repair and maintenance	0	53	18	71
Personal care services	0	0	31	31
Death care services	0	0	6	6
Dry-cleaning and laundry services	0	98	22	121
Other personal services	0	22	22	44
Religious organizations	0	0	1	1
Grantmaking, giving, and social advocacy organizations	0	0	2	2
Civic, social, professional, and similar organizations	0	4	4	8
Private household operations	0	0	0	0
US Postal Service	0	0	0	0
Federal electric utilities	0	0	0	0
Other Federal Government enterprises	0	0	0	0
State and local government passenger transit	0	0	0	0
State and local government electric utilities	0	0	0	0
Other state and local government enterprises	0	0	0	0
* Not an industry (Used and secondhand goods)	0	0	0	0
* Not an industry (Scrap)	0	0	0	0

* Not an industry (Rest of the world adjustment)	0	0	0	0
* Not an industry (Noncomparable foreign imports)	0	0	0	0
* Employment and payroll only (state & local govt, non-education)	0	0	0	0
* Employment and payroll only (state & local govt, education)	0	0	0	0
* Employment and payroll only (federal govt, non-military)	0	0	0	0
* Employment and payroll only (federal govt, military)	0	0	0	0

Fishing Texas Clipper: Other Property Type Income

Description	Direct	Indirect	Induced	Total
Total	125,426	33,604	28,512	187,543
Oilseed farming	0	1	0	2
Grain farming	0	188	26	214
Vegetable and melon farming	0	10	21	31
Fruit farming	0	0	5	5
Tree nut farming	0	0	0	0
Greenhouse, nursery, and floriculture production	0	0	0	0
Tobacco farming	0	0	0	0
Cotton farming	0	3	4	6
Sugarcane and sugar beet farming	0	0	0	0
All other crop farming	0	150	4	154
Cattle ranching and farming	0	23	9	32
Dairy cattle and milk production	0	9	7	16
Poultry and egg production	0	0	0	0
Animal production, except cattle and poultry and eggs	0	112	15	127
Forestry, forest products, and timber tract production	0	1	0	1
Commercial logging	0	0	0	0
Commercial Fishing	0	2	0	2
Commercial hunting and trapping	0	0	0	0
Support activities for agriculture and forestry	0	-26	-6	-33
Extraction of oil and natural gas	0	54	15	69
Mining coal	0	0	0	0
Mining iron ore	0	0	0	0
Mining copper, nickel, lead, and zinc	0	0	0	0
Mining gold, silver, and other metal ore	0	0	0	0
Mining and quarrying stone	0	17	4	22
Mining and quarrying sand, gravel, clay, and ceramic and refractory minerals	0	7	1	8
Mining and quarrying other nonmetallic minerals	0	2	1	3
Drilling oil and gas wells	0	0	0	0
Support activities for oil and gas operations	0	0	0	0
Support activities for other mining	0	0	0	0
Electric power generation, transmission, and distribution	0	2,675	443	3,119
Natural gas distribution	0	244	46	290
Water, sewage and other treatment and delivery systems	0	74	25	99
Construction of new nonresidential commercial and health care structures	0	0	0	0
Construction of new nonresidential manufacturing structures	0	0	0	0
Construction of other new nonresidential structures	0	0	0	0
Construction of new residential permanent site single- and multi-family structures	0	0	0	0
Construction of other new residential structures	0	1	0	1
Maintenance and repair construction of nonresidential structures	0	39	3	43
Maintenance and repair construction of residential structures	0	15	98	113
Dog and cat food manufacturing	0	0	0	0
Other animal food manufacturing	0	0	0	0
Flour milling and malt manufacturing	0	0	0	0
Wet corn milling	0	0	0	0
Soybean and other oilseed processing	0	15	2	17

Fats and oils refining and blending	0	0	0	0
Breakfast cereal manufacturing	0	0	0	0
Sugar cane mills and refining	0	0	0	0
Beet sugar manufacturing	0	0	0	0
Chocolate and confectionery manufacturing from cacao beans	0	0	0	0
Confectionery manufacturing from purchased chocolate	0	4	5	9
Nonchocolate confectionery manufacturing	0	0	0	0
Frozen food manufacturing	0	0	0	0
Fruit and vegetable canning, pickling, and drying	0	2	1	3
Fluid milk and butter manufacturing	0	5	4	10
Cheese manufacturing	0	0	0	0
Dry, condensed, and evaporated dairy product manufacturing	0	0	0	0
Ice cream and frozen dessert manufacturing	0	0	0	0
Animal (except poultry) slaughtering, rendering, and processing	0	10	4	14
Poultry processing	0	0	0	0
Seafood product preparation and packaging	0	27	3	30
Bread and bakery product manufacturing	0	10	4	14
Cookie, cracker, and pasta manufacturing	0	0	0	0
Tortilla manufacturing	0	0	1	2
Snack food manufacturing	0	4	2	6
Coffee and tea manufacturing	0	0	0	0
Flavoring syrup and concentrate manufacturing	0	0	0	0
Seasoning and dressing manufacturing	0	1	0	1
All other food manufacturing	0	0	0	0
Soft drink and ice manufacturing	0	17	12	29
Breweries	0	0	0	0
Wineries	0	0	0	0
Distilleries	0	0	0	0
Tobacco product manufacturing	0	0	0	0
Fiber, yarn, and thread mills	0	0	0	0
Broadwoven fabric mills	0	0	0	0
Narrow fabric mills and schiffli machine embroidery	0	0	0	0
Nonwoven fabric mills	0	0	0	0
Knit fabric mills	0	0	0	0
Textile and fabric finishing mills	0	0	0	0
Fabric coating mills	0	0	0	0
Carpet and rug mills	0	0	0	0
Curtain and linen mills	0	0	0	0
Textile bag and canvas mills	0	1	0	1
All other textile product mills	0	0	0	0
Apparel knitting mills	0	0	0	0
Cut and sew apparel contractors	0	0	0	0
Mens and boys cut and sew apparel manufacturing	0	0	0	0
Womens and girls cut and sew apparel manufacturing	0	0	0	0
Other cut and sew apparel manufacturing	0	0	0	0
Apparel accessories and other apparel manufacturing	0	0	0	0
Leather and hide tanning and finishing	0	0	0	0
Footwear manufacturing	0	0	0	0
Other leather and allied product manufacturing	0	0	0	0
Sawmills and wood preservation	0	1	0	1

Veneer and plywood manufacturing	0	0	0	0
Engineered wood member and truss manufacturing	0	0	0	0
Reconstituted wood product manufacturing	0	0	0	0
Wood windows and doors and millwork manufacturing	0	0	0	0
Wood container and pallet manufacturing	0	1	0	1
Manufactured home (mobile home) manufacturing	0	0	0	0
Prefabricated wood building manufacturing	0	0	0	0
All other miscellaneous wood product manufacturing	0	13	3	16
Pulp mills	0	0	0	0
Paper mills	0	0	0	0
Paperboard Mills	0	0	0	0
Paperboard container manufacturing	0	0	0	0
Coated and laminated paper, packaging paper and plastics film manufacturing	0	17	1	18
All other paper bag and coated and treated paper manufacturing	0	5	0	5
Stationery product manufacturing	0	0	0	0
Sanitary paper product manufacturing	0	0	0	0
All other converted paper product manufacturing	0	0	0	0
Printing	0	27	1	29
Support activities for printing	0	0	0	0
Petroleum refineries	0	45	16	61
Asphalt paving mixture and block manufacturing	0	0	0	0
Asphalt shingle and coating materials manufacturing	0	1	1	2
Petroleum lubricating oil and grease manufacturing	0	0	0	0
All other petroleum and coal products manufacturing	0	0	0	0
Petrochemical manufacturing	0	0	0	0
Industrial gas manufacturing	0	1	2	4
Synthetic dye and pigment manufacturing	0	0	0	0
Alkalies and chlorine manufacturing	0	1	1	1
Carbon black manufacturing	0	0	0	0
All other basic inorganic chemical manufacturing	0	0	0	0
Other basic organic chemical manufacturing	0	1	0	2
Plastics material and resin manufacturing	0	0	0	0
Synthetic rubber manufacturing	0	0	0	0
Artificial and synthetic fibers and filaments manufacturing	0	0	0	0
Fertilizer manufacturing	0	2	0	2
Pesticide and other agricultural chemical manufacturing	0	0	0	0
Medicinal and botanical manufacturing	0	0	0	0
Pharmaceutical preparation manufacturing	0	0	0	0
In-vitro diagnostic substance manufacturing	0	0	0	0
Biological product (except diagnostic) manufacturing	0	0	0	0
Paint and coating manufacturing	0	12	0	12
Adhesive manufacturing	0	0	0	0
Soap and cleaning compound manufacturing	0	2	1	3
Toilet preparation manufacturing	0	0	0	0
Printing ink manufacturing	0	0	0	0
All other chemical product and preparation manufacturing	0	1	0	1
Plastics packaging materials and unlaminated film and sheet manufacturing	0	0	0	0
Unlaminated plastics profile shape manufacturing	0	0	0	0
Plastics pipe and pipe fitting manufacturing	0	0	0	0

Laminated plastics plate, sheet (except packaging), and shape manufacturing	0	11	1	11
Polystyrene foam product manufacturing	0	0	0	0
Urethane and other foam product (except polystyrene) manufacturing	0	1	0	1
Plastics bottle manufacturing	0	0	0	0
Other plastics product manufacturing	0	7	2	9
Tire manufacturing	0	0	0	0
Rubber and plastics hoses and belting manufacturing	0	0	0	0
Other rubber product manufacturing	0	0	0	0
Pottery, ceramics, and plumbing fixture manufacturing	0	0	0	0
Brick, tile, and other structural clay product manufacturing	0	0	0	0
Clay and nonclay refractory manufacturing	0	0	0	1
Flat glass manufacturing	0	0	0	0
Other pressed and blown glass and glassware manufacturing	0	0	0	0
Glass container manufacturing	0	0	0	0
Glass product manufacturing made of purchased glass	0	0	0	0
Cement manufacturing	0	10	1	11
Ready-mix concrete manufacturing	0	73	6	79
Concrete pipe, brick, and block manufacturing	0	71	4	75
Other concrete product manufacturing	0	7	0	8
Lime and gypsum product manufacturing	0	0	0	0
Abrasive product manufacturing	0	8	1	9
Cut stone and stone product manufacturing	0	0	0	0
Ground or treated mineral and earth manufacturing	0	0	0	0
Mineral wool manufacturing	0	0	0	0
Miscellaneous nonmetallic mineral product manufacturing	0	3	1	4
Iron and steel mills and ferroalloy manufacturing	0	0	0	0
Steel product manufacturing from purchased steel	0	0	0	0
Alumina refining and primary aluminum production	0	0	0	0
Secondary smelting and alloying of aluminum	0	0	0	0
Aluminum product manufacturing from purchased aluminum	0	0	0	0
Primary smelting and refining of copper	0	0	0	0
Primary smelting and refining of nonferrous metal (except copper and aluminum)	0	0	0	0
Copper rolling, drawing, extruding and alloying	0	0	0	0
Nonferrous metal (except copper and aluminum) rolling, drawing, extruding and alloying	0	0	0	0
Ferrous metal foundries	0	0	0	0
Nonferrous metal foundries	0	0	0	0
All other forging, stamping, and sintering	0	0	0	0
Custom roll forming	0	0	0	0
Crown and closure manufacturing and metal stamping	0	3	0	3
Cutlery, utensil, pot, and pan manufacturing	0	0	0	0
Handtool manufacturing	0	0	0	0
Plate work and fabricated structural product manufacturing	0	9	1	10
Ornamental and architectural metal products manufacturing	0	3	0	4
Power boiler and heat exchanger manufacturing	0	0	0	0
Metal tank (heavy gauge) manufacturing	0	1	0	1
Metal can, box, and other metal container (light gauge) manufacturing	0	2	1	3

Ammunition manufacturing	0	0	0	0
Arms, ordnance, and accessories manufacturing	0	0	0	0
Hardware manufacturing	0	0	0	0
Spring and wire product manufacturing	0	0	0	0
Machine shops	0	0	0	0
Turned product and screw, nut, and bolt manufacturing	0	0	0	0
Coating, engraving, heat treating and allied activities	0	0	0	0
Valve and fittings other than plumbing manufacturing	0	10	1	10
Plumbing fixture fitting and trim manufacturing	0	0	0	0
Ball and roller bearing manufacturing	0	0	0	0
Fabricated pipe and pipe fitting manufacturing	0	0	0	0
Other fabricated metal manufacturing	0	0	0	0
Farm machinery and equipment manufacturing	0	0	0	0
Lawn and garden equipment manufacturing	0	0	0	0
Construction machinery manufacturing	0	0	0	0
Mining and oil and gas field machinery manufacturing	0	0	0	0
Other industrial machinery manufacturing	0	0	0	0
Plastics and rubber industry machinery manufacturing	0	0	0	0
Semiconductor machinery manufacturing	0	0	0	0
Vending, commercial, industrial, and office machinery manufacturing	0	0	0	0
Optical instrument and lens manufacturing	0	0	0	0
Photographic and photocopying equipment manufacturing	0	0	0	0
Other commercial and service industry machinery manufacturing	0	0	0	0
Air purification and ventilation equipment manufacturing	0	0	0	0
Heating equipment (except warm air furnaces) manufacturing	0	0	0	0
Air conditioning, refrigeration, and warm air heating equipment manufacturing	0	0	0	0
Industrial mold manufacturing	0	0	0	0
Metal cutting and forming machine tool manufacturing	0	0	0	0
Special tool, die, jig, and fixture manufacturing	0	0	0	0
Cutting tool and machine tool accessory manufacturing	0	0	0	0
Rolling mill and other metalworking machinery manufacturing	0	0	0	0
Turbine and turbine generator set units manufacturing	0	0	0	0
Speed changer, industrial high-speed drive, and gear manufacturing	0	0	0	0
Mechanical power transmission equipment manufacturing	0	0	0	0
Other engine equipment manufacturing	0	0	0	0
Pump and pumping equipment manufacturing	0	0	0	0
Air and gas compressor manufacturing	0	0	0	0
Material handling equipment manufacturing	0	0	0	0
Power-driven handtool manufacturing	0	0	0	0
Other general purpose machinery manufacturing	0	0	0	0
Packaging machinery manufacturing	0	0	0	0
Industrial process furnace and oven manufacturing	0	0	0	0
Fluid power process machinery manufacturing	0	0	0	0
Electronic computer manufacturing	0	0	0	0
Computer storage device manufacturing	0	0	0	0
Computer terminals and other computer peripheral equipment manufacturing	0	0	0	0
Telephone apparatus manufacturing	0	0	0	0
Broadcast and wireless communications equipment manufacturing	0	0	0	0

Other communications equipment manufacturing	0	0	0	0
Audio and video equipment manufacturing	0	0	0	0
Electron tube manufacturing	0	0	0	0
Bare printed circuit board manufacturing	0	0	0	0
Semiconductor and related device manufacturing	0	0	0	0
Electronic capacitor, resistor, coil, transformer, and other inductor manufacturing	0	0	0	0
Electronic connector manufacturing	0	0	0	0
Printed circuit assembly (electronic assembly) manufacturing	0	0	0	0
Other electronic component manufacturing	0	0	0	0
Electromedical and electrotherapeutic apparatus manufacturing	0	0	0	0
Search, detection, and navigation instruments manufacturing	0	0	0	0
Automatic environmental control manufacturing	0	0	0	0
Industrial process variable instruments manufacturing	0	0	0	0
Totalizing fluid meters and counting devices manufacturing	0	0	0	0
Electricity and signal testing instruments manufacturing	0	0	0	0
Analytical laboratory instrument manufacturing	0	0	0	0
Irradiation apparatus manufacturing	0	0	0	0
Watch, clock, and other measuring and controlling device manufacturing	0	0	0	0
Software, audio, and video media for reproduction	0	0	0	0
Magnetic and optical recording media manufacturing	0	0	0	0
Electric lamp bulb and part manufacturing	0	0	0	0
Lighting fixture manufacturing	0	0	0	0
Small electrical appliance manufacturing	0	0	0	0
Household cooking appliance manufacturing	0	0	0	0
Household refrigerator and home freezer manufacturing	0	0	0	0
Household laundry equipment manufacturing	0	0	0	0
Other major household appliance manufacturing	0	0	0	0
Power, distribution, and specialty transformer manufacturing	0	0	0	0
Motor and generator manufacturing	0	1	0	1
Switchgear and switchboard apparatus manufacturing	0	0	0	0
Relay and industrial control manufacturing	0	0	0	0
Storage battery manufacturing	0	0	0	0
Primary battery manufacturing	0	0	0	0
Communication and energy wire and cable manufacturing	0	0	0	0
Wiring device manufacturing	0	2	0	2
Carbon and graphite product manufacturing	0	0	0	0
All other miscellaneous electrical equipment and component manufacturing	0	0	0	0
Automobile manufacturing	0	0	2	2
Light truck and utility vehicle manufacturing	0	0	0	0
Heavy duty truck manufacturing	0	0	0	0
Motor vehicle body manufacturing	0	0	0	0
Truck trailer manufacturing	0	0	0	0
Motor home manufacturing	0	0	0	0
Travel trailer and camper manufacturing	0	0	0	0
Motor vehicle parts manufacturing	0	1	0	1
Aircraft manufacturing	0	0	0	0
Aircraft engine and engine parts manufacturing	0	0	0	0
Other aircraft parts and auxiliary equipment manufacturing	0	0	0	0

Guided missile and space vehicle manufacturing	0	0	0	0
Propulsion units and parts for space vehicles and guided missiles manufacturing	0	0	0	0
Railroad rolling stock manufacturing	0	0	0	0
Ship building and repairing	0	0	0	0
Boat building	0	0	0	0
Motorcycle, bicycle, and parts manufacturing	0	0	0	0
Military armored vehicle, tank, and tank component manufacturing	0	0	0	0
All other transportation equipment manufacturing	0	0	0	0
Wood kitchen cabinet and countertop manufacturing	0	0	0	0
Upholstered household furniture manufacturing	0	0	0	0
Nonupholstered wood household furniture manufacturing	0	0	0	0
Metal and other household furniture manufacturing	0	0	0	0
Institutional furniture manufacturing	0	0	0	0
Office Furniture	0	0	0	0
Custom architectural woodwork and millwork manufacturing	0	0	0	0
Showcase, partition, shelving, and locker manufacturing	0	0	0	0
Mattress manufacturing	0	0	0	0
Blind and shade manufacturing	0	1	0	1
Surgical and medical instrument, laboratory and medical instrument manufacturing	0	0	0	0
Surgical appliance and supplies manufacturing	0	0	0	0
Dental equipment and supplies manufacturing	0	0	0	0
Ophthalmic goods manufacturing	0	0	0	0
Dental laboratories manufacturing	0	0	0	0
Jewelry and silverware manufacturing	0	0	0	0
Sporting and athletic goods manufacturing	0	2	1	2
Doll, toy, and game manufacturing	0	0	0	0
Office supplies (except paper) manufacturing	0	0	0	0
Sign manufacturing	0	2	0	2
Gasket, packing, and sealing device manufacturing	0	0	0	0
Musical instrument manufacturing	0	0	0	0
All other miscellaneous manufacturing	0	3	3	5
Broom, brush, and mop manufacturing	0	0	0	0
Wholesale trade businesses	0	1,269	642	1,912
Retail Stores - Motor vehicle and parts	0	1	5	6
Retail Stores - Furniture and home furnishings	0	8	64	72
Retail Stores - Electronics and appliances	0	1	7	8
Retail Stores - Building material and garden supply	0	26	196	222
Retail Stores - Food and beverage	0	18	152	170
Retail Stores - Health and personal care	0	17	158	176
Retail Stores - Gasoline stations	2,708	57	374	3,138
Retail Stores - Clothing and clothing accessories	0	22	204	226
Retail Stores - Sporting goods, hobby, book and music	0	7	50	57
Retail Stores - General merchandise	2,277	32	210	2,519
Retail Stores - Miscellaneous	1,459	12	71	1,542
Retail Nonstores - Direct and electronic sales	0	92	488	581
Transport by air	0	15	14	30
Transport by rail	0	239	69	308
Transport by water	0	3	3	6
Transport by truck	0	472	124	595

Transit and ground passenger transportation	0	19	10	28
Transport by pipeline	0	0	0	0
Scenic and sightseeing transportation and support activities for transportation	0	249	39	288
Couriers and messengers	0	178	32	210
Warehousing and storage	0	205	30	235
Newspaper publishers	0	128	8	136
Periodical publishers	0	0	0	0
Book publishers	0	0	1	2
Directory, mailing list, and other publishers	0	32	2	34
Software publishers	0	1	0	1
Motion picture and video industries	0	89	13	102
Sound recording industries	0	0	0	0
Radio and television broadcasting	0	-221	-12	-233
Cable and other subscription programming	0	956	56	1,012
Internet publishing and broadcasting	0	24	2	25
Telecommunications	0	1,416	516	1,931
Data processing, hosting, ISP, web search portals and related services	0	9	5	14
Other information services	0	2	1	2
Monetary authorities and depository credit intermediation activities	0	2,088	1,792	3,881
Nondepository credit intermediation and related activities	0	543	317	860
Securities, commodity contracts, investments, and related activities	0	-1	-1	-2
Insurance carriers	0	315	131	446
Insurance agencies, brokerages, and related activities	0	162	37	199
Funds, trusts, and other financial vehicles	0	-1	-23	-24
Real estate establishments	0	11,933	3,139	15,072
Imputed rental activity for owner-occupied dwellings	0	0	14,202	14,202
Automotive equipment rental and leasing	0	75	18	93
General and consumer goods rental except video tapes and discs	0	6	2	8
Video tape and disc rental	0	0	15	15
Commercial and industrial machinery and equipment rental and leasing	0	231	12	243
Lessors of nonfinancial intangible assets	0	11	1	12
Legal services	0	544	237	781
Accounting, tax preparation, bookkeeping, and payroll services	0	398	38	437
Architectural, engineering, and related services	0	7	1	7
Specialized design services	0	12	2	14
Custom computer programming services	0	0	0	0
Computer systems design services	0	-9	-1	-11
Other computer related services, including facilities management	0	17	3	20
Management, scientific, and technical consulting services	0	100	9	109
Environmental and other technical consulting services	0	6	1	6
Scientific research and development services	0	-2	0	-2
Advertising and related services	0	456	24	480
Photographic services	0	7	7	14
Veterinary services	0	0	4	4
All other miscellaneous professional, scientific, and technical services	0	80	7	87
Management of companies and enterprises	0	351	18	369
Employment services	0	192	16	209

Travel arrangement and reservation services	0	299	48	347
Office administrative services	0	140	13	153
Facilities support services	0	3	0	4
Business support services	0	530	67	597
Investigation and security services	0	169	26	194
Services to buildings and dwellings	0	326	27	354
Other support services	0	190	23	213
Waste management and remediation services	0	250	28	278
Private elementary and secondary schools	0	0	3	3
Private junior colleges, colleges, universities, and professional schools	0	0	0	0
Other private educational services	0	114	76	189
Offices of physicians, dentists, and other health practitioners	0	0	930	930
Home health care services	0	0	218	218
Medical and diagnostic labs and outpatient and other ambulatory care services	0	0	286	286
Private hospitals	0	0	181	181
Nursing and residential care facilities	0	0	2	2
Child day care services	0	0	203	203
Individual and family services	0	0	58	58
Community food, housing, and other relief services, including rehabilitation services	0	0	-57	-57
Performing arts companies	0	11	1	12
Spectator sports companies	0	5	1	6
Promoters of performing arts and sports and agents for public figures	0	6	2	8
Independent artists, writers, and performers	0	1	0	1
Museums, historical sites, zoos, and parks	0	0	7	7
Fitness and recreational sports centers	0	0	0	1
Bowling centers	0	0	1	1
Amusement parks, arcades, and gambling industries	0	5	166	170
Other amusement and recreation industries	47,125	24	145	47,294
Hotels and motels, including casino hotels	47,908	58	15	47,981
Other accommodations	0	1	0	1
Food services and drinking places	23,950	1,056	875	25,881
Automotive repair and maintenance, except car washes	0	86	97	182
Car washes	0	8	13	21
Electronic and precision equipment repair and maintenance	0	93	10	103
Commercial and industrial machinery and equipment repair and maintenance	0	839	49	888
Personal and household goods repair and maintenance	0	239	82	321
Personal care services	0	0	68	68
Death care services	0	0	1	1
Dry-cleaning and laundry services	0	192	43	235
Other personal services	0	120	121	241
Religious organizations	0	0	422	422
Grantmaking, giving, and social advocacy organizations	0	0	-174	-174
Civic, social, professional, and similar organizations	0	-285	-353	-638
Private household operations	0	0	19	19
US Postal Service	0	-142	-13	-155
Federal electric utilities	0	0	0	0

Other Federal Government enterprises	0	1	1	1
State and local government passenger transit	0	-129	-68	-197
State and local government electric utilities	0	1,999	328	2,328
Other state and local government enterprises	0	438	167	605
* Not an industry (Used and secondhand goods)	0	0	0	0
* Not an industry (Scrap)	0	0	0	0
* Not an industry (Rest of the world adjustment)	0	0	0	0
* Not an industry (Noncomparable foreign imports)	0	0	0	0
* Employment and payroll only (state & local govt, non-education)	0	0	0	0
* Employment and payroll only (state & local govt, education)	0	0	0	0
* Employment and payroll only (federal govt, non-military)	0	0	0	0
* Employment and payroll only (federal govt, military)	0	0	0	0

Fishing Texas Clipper: Indirect Business Taxes

Description	Direct	Indirect	Induced	Total
Total	60,220	8,464	8,560	77,243
Oilseed farming	0	0	0	0
Grain farming	0	2	0	2
Vegetable and melon farming	0	1	2	2
Fruit farming	0	0	1	1
Tree nut farming	0	0	0	0
Greenhouse, nursery, and floriculture production	0	0	1	1
Tobacco farming	0	0	0	0
Cotton farming	0	0	0	0
Sugarcane and sugar beet farming	0	0	0	0
All other crop farming	0	87	3	89
Cattle ranching and farming	0	5	2	6
Dairy cattle and milk production	0	0	0	1
Poultry and egg production	0	0	0	0
Animal production, except cattle and poultry and eggs	0	8	1	9
Forestry, forest products, and timber tract production	0	0	0	0
Commercial logging	0	0	0	0
Commercial Fishing	0	3	0	3
Commercial hunting and trapping	0	0	0	0
Support activities for agriculture and forestry	0	1	0	1
Extraction of oil and natural gas	0	10	3	13
Mining coal	0	0	0	0
Mining iron ore	0	0	0	0
Mining copper, nickel, lead, and zinc	0	0	0	0
Mining gold, silver, and other metal ore	0	0	0	0
Mining and quarrying stone	0	1	0	2
Mining and quarrying sand, gravel, clay, and ceramic and refractory minerals	0	1	0	1
Mining and quarrying other nonmetallic minerals	0	0	0	0
Drilling oil and gas wells	0	0	0	0
Support activities for oil and gas operations	0	0	0	0
Support activities for other mining	0	0	0	0
Electric power generation, transmission, and distribution	0	780	129	909
Natural gas distribution	0	87	16	103
Water, sewage and other treatment and delivery systems	0	13	4	17
Construction of new nonresidential commercial and health care structures	0	0	0	0
Construction of new nonresidential manufacturing structures	0	0	0	0
Construction of other new nonresidential structures	0	0	0	0
Construction of new residential permanent site single- and multi-family structures	0	0	0	0
Construction of other new residential structures	0	0	0	0
Maintenance and repair construction of nonresidential structures	0	11	1	12
Maintenance and repair construction of residential structures	0	0	1	1
Dog and cat food manufacturing	0	0	0	0
Other animal food manufacturing	0	0	0	0
Flour milling and malt manufacturing	0	0	0	0
Wet corn milling	0	0	0	0
Soybean and other oilseed processing	0	1	0	1

Fats and oils refining and blending	0	0	0	0
Breakfast cereal manufacturing	0	0	0	0
Sugar cane mills and refining	0	0	0	0
Beet sugar manufacturing	0	0	0	0
Chocolate and confectionery manufacturing from cacao beans	0	0	0	0
Confectionery manufacturing from purchased chocolate	0	0	0	0
Nonchocolate confectionery manufacturing	0	0	0	0
Frozen food manufacturing	0	0	0	0
Fruit and vegetable canning, pickling, and drying	0	0	0	0
Fluid milk and butter manufacturing	0	0	0	0
Cheese manufacturing	0	0	0	0
Dry, condensed, and evaporated dairy product manufacturing	0	0	0	0
Ice cream and frozen dessert manufacturing	0	0	0	0
Animal (except poultry) slaughtering, rendering, and processing	0	1	0	2
Poultry processing	0	0	0	0
Seafood product preparation and packaging	0	5	1	5
Bread and bakery product manufacturing	0	2	1	2
Cookie, cracker, and pasta manufacturing	0	0	0	0
Tortilla manufacturing	0	0	0	0
Snack food manufacturing	0	0	0	0
Coffee and tea manufacturing	0	0	0	0
Flavoring syrup and concentrate manufacturing	0	0	0	0
Seasoning and dressing manufacturing	0	0	0	0
All other food manufacturing	0	0	0	0
Soft drink and ice manufacturing	0	4	3	7
Breweries	0	0	0	0
Wineries	0	0	0	0
Distilleries	0	0	0	0
Tobacco product manufacturing	0	0	0	0
Fiber, yarn, and thread mills	0	0	0	0
Broadwoven fabric mills	0	0	0	0
Narrow fabric mills and schiffli machine embroidery	0	0	0	0
Nonwoven fabric mills	0	0	0	0
Knit fabric mills	0	0	0	0
Textile and fabric finishing mills	0	0	0	0
Fabric coating mills	0	0	0	0
Carpet and rug mills	0	0	0	0
Curtain and linen mills	0	0	0	0
Textile bag and canvas mills	0	0	0	0
All other textile product mills	0	0	0	0
Apparel knitting mills	0	0	0	0
Cut and sew apparel contractors	0	0	0	0
Mens and boys cut and sew apparel manufacturing	0	0	0	0
Womens and girls cut and sew apparel manufacturing	0	0	0	0
Other cut and sew apparel manufacturing	0	0	0	0
Apparel accessories and other apparel manufacturing	0	0	0	0
Leather and hide tanning and finishing	0	0	0	0
Footwear manufacturing	0	0	0	0
Other leather and allied product manufacturing	0	0	0	0
Sawmills and wood preservation	0	0	0	0

Veneer and plywood manufacturing	0	0	0	0
Engineered wood member and truss manufacturing	0	0	0	0
Reconstituted wood product manufacturing	0	0	0	0
Wood windows and doors and millwork manufacturing	0	0	0	0
Wood container and pallet manufacturing	0	0	0	0
Manufactured home (mobile home) manufacturing	0	0	0	0
Prefabricated wood building manufacturing	0	0	0	0
All other miscellaneous wood product manufacturing	0	0	0	0
Pulp mills	0	0	0	0
Paper mills	0	0	0	0
Paperboard Mills	0	0	0	0
Paperboard container manufacturing	0	2	0	2
Coated and laminated paper, packaging paper and plastics film manufacturing	0	1	0	1
All other paper bag and coated and treated paper manufacturing	0	2	0	3
Stationery product manufacturing	0	0	0	0
Sanitary paper product manufacturing	0	0	0	0
All other converted paper product manufacturing	0	0	0	0
Printing	0	2	0	2
Support activities for printing	0	0	0	0
Petroleum refineries	0	12	4	15
Asphalt paving mixture and block manufacturing	0	0	0	0
Asphalt shingle and coating materials manufacturing	0	0	0	0
Petroleum lubricating oil and grease manufacturing	0	0	0	0
All other petroleum and coal products manufacturing	0	0	0	0
Petrochemical manufacturing	0	0	0	0
Industrial gas manufacturing	0	0	0	0
Synthetic dye and pigment manufacturing	0	0	0	0
Alkalies and chlorine manufacturing	0	0	0	1
Carbon black manufacturing	0	0	0	0
All other basic inorganic chemical manufacturing	0	0	0	0
Other basic organic chemical manufacturing	0	0	0	0
Plastics material and resin manufacturing	0	0	0	0
Synthetic rubber manufacturing	0	0	0	0
Artificial and synthetic fibers and filaments manufacturing	0	0	0	0
Fertilizer manufacturing	0	0	0	0
Pesticide and other agricultural chemical manufacturing	0	0	0	0
Medicinal and botanical manufacturing	0	0	0	0
Pharmaceutical preparation manufacturing	0	0	0	0
In-vitro diagnostic substance manufacturing	0	0	0	0
Biological product (except diagnostic) manufacturing	0	0	0	0
Paint and coating manufacturing	0	1	0	1
Adhesive manufacturing	0	0	0	0
Soap and cleaning compound manufacturing	0	0	0	0
Toilet preparation manufacturing	0	0	0	0
Printing ink manufacturing	0	0	0	0
All other chemical product and preparation manufacturing	0	0	0	0
Plastics packaging materials and unlaminated film and sheet manufacturing	0	0	0	0
Unlaminated plastics profile shape manufacturing	0	0	0	0
Plastics pipe and pipe fitting manufacturing	0	0	0	0

Laminated plastics plate, sheet (except packaging), and shape manufacturing	0	0	0	0
Polystyrene foam product manufacturing	0	0	0	0
Urethane and other foam product (except polystyrene) manufacturing	0	0	0	0
Plastics bottle manufacturing	0	0	0	0
Other plastics product manufacturing	0	0	0	0
Tire manufacturing	0	0	0	0
Rubber and plastics hoses and belting manufacturing	0	0	0	0
Other rubber product manufacturing	0	0	0	0
Pottery, ceramics, and plumbing fixture manufacturing	0	0	0	0
Brick, tile, and other structural clay product manufacturing	0	0	0	0
Clay and nonclay refractory manufacturing	0	0	0	0
Flat glass manufacturing	0	0	0	0
Other pressed and blown glass and glassware manufacturing	0	0	0	0
Glass container manufacturing	0	0	0	0
Glass product manufacturing made of purchased glass	0	0	0	0
Cement manufacturing	0	1	0	1
Ready-mix concrete manufacturing	0	7	1	7
Concrete pipe, brick, and block manufacturing	0	4	0	4
Other concrete product manufacturing	0	1	0	1
Lime and gypsum product manufacturing	0	0	0	0
Abrasive product manufacturing	0	0	0	0
Cut stone and stone product manufacturing	0	0	0	0
Ground or treated mineral and earth manufacturing	0	0	0	0
Mineral wool manufacturing	0	0	0	0
Miscellaneous nonmetallic mineral product manufacturing	0	0	0	0
Iron and steel mills and ferroalloy manufacturing	0	0	0	0
Steel product manufacturing from purchased steel	0	0	0	0
Alumina refining and primary aluminum production	0	0	0	0
Secondary smelting and alloying of aluminum	0	0	0	0
Aluminum product manufacturing from purchased aluminum	0	0	0	0
Primary smelting and refining of copper	0	0	0	0
Primary smelting and refining of nonferrous metal (except copper and aluminum)	0	0	0	0
Copper rolling, drawing, extruding and alloying	0	0	0	0
Nonferrous metal (except copper and aluminum) rolling, drawing, extruding and alloying	0	0	0	0
Ferrous metal foundries	0	0	0	0
Nonferrous metal foundries	0	0	0	0
All other forging, stamping, and sintering	0	0	0	0
Custom roll forming	0	0	0	0
Crown and closure manufacturing and metal stamping	0	0	0	0
Cutlery, utensil, pot, and pan manufacturing	0	0	0	0
Handtool manufacturing	0	0	0	0
Plate work and fabricated structural product manufacturing	0	0	0	0
Ornamental and architectural metal products manufacturing	0	0	0	0
Power boiler and heat exchanger manufacturing	0	0	0	0
Metal tank (heavy gauge) manufacturing	0	0	0	0
Metal can, box, and other metal container (light gauge) manufacturing	0	0	0	0
Ammunition manufacturing	0	0	0	0
Arms, ordnance, and accessories manufacturing	0	0	0	0

Hardware manufacturing	0	0	0	0
Spring and wire product manufacturing	0	0	0	0
Machine shops	0	0	0	0
Turned product and screw, nut, and bolt manufacturing	0	0	0	0
Coating, engraving, heat treating and allied activities	0	0	0	0
Valve and fittings other than plumbing manufacturing	0	0	0	0
Plumbing fixture fitting and trim manufacturing	0	0	0	0
Ball and roller bearing manufacturing	0	0	0	0
Fabricated pipe and pipe fitting manufacturing	0	0	0	0
Other fabricated metal manufacturing	0	0	0	0
Farm machinery and equipment manufacturing	0	0	0	0
Lawn and garden equipment manufacturing	0	0	0	0
Construction machinery manufacturing	0	0	0	0
Mining and oil and gas field machinery manufacturing	0	0	0	0
Other industrial machinery manufacturing	0	0	0	0
Plastics and rubber industry machinery manufacturing	0	0	0	0
Semiconductor machinery manufacturing	0	0	0	0
Vending, commercial, industrial, and office machinery manufacturing	0	0	0	0
Optical instrument and lens manufacturing	0	0	0	0
Photographic and photocopying equipment manufacturing	0	0	0	0
Other commercial and service industry machinery manufacturing	0	0	0	0
Air purification and ventilation equipment manufacturing	0	0	0	0
Heating equipment (except warm air furnaces) manufacturing	0	0	0	0
Air conditioning, refrigeration, and warm air heating equipment manufacturing	0	0	0	0
Industrial mold manufacturing	0	0	0	0
Metal cutting and forming machine tool manufacturing	0	0	0	0
Special tool, die, jig, and fixture manufacturing	0	0	0	0
Cutting tool and machine tool accessory manufacturing	0	0	0	0
Rolling mill and other metalworking machinery manufacturing	0	0	0	0
Turbine and turbine generator set units manufacturing	0	0	0	0
Speed changer, industrial high-speed drive, and gear manufacturing	0	0	0	0
Mechanical power transmission equipment manufacturing	0	0	0	0
Other engine equipment manufacturing	0	0	0	0
Pump and pumping equipment manufacturing	0	0	0	0
Air and gas compressor manufacturing	0	0	0	0
Material handling equipment manufacturing	0	0	0	0
Power-driven handtool manufacturing	0	0	0	0
Other general purpose machinery manufacturing	0	0	0	0
Packaging machinery manufacturing	0	0	0	0
Industrial process furnace and oven manufacturing	0	0	0	0
Fluid power process machinery manufacturing	0	0	0	0
Electronic computer manufacturing	0	0	0	0
Computer storage device manufacturing	0	0	0	0
Computer terminals and other computer peripheral equipment manufacturing	0	0	0	0
Telephone apparatus manufacturing	0	0	0	0
Broadcast and wireless communications equipment manufacturing	0	0	0	0
Other communications equipment manufacturing	0	0	0	0
Audio and video equipment manufacturing	0	0	0	0
Electron tube manufacturing	0	0	0	0

Bare printed circuit board manufacturing	0	0	0	0
Semiconductor and related device manufacturing	0	0	0	0
Electronic capacitor, resistor, coil, transformer, and other inductor manufacturing	0	0	0	0
Electronic connector manufacturing	0	0	0	0
Printed circuit assembly (electronic assembly) manufacturing	0	0	0	0
Other electronic component manufacturing	0	0	0	0
Electromedical and electrotherapeutic apparatus manufacturing	0	0	0	0
Search, detection, and navigation instruments manufacturing	0	0	0	0
Automatic environmental control manufacturing	0	0	0	0
Industrial process variable instruments manufacturing	0	0	0	0
Totalizing fluid meters and counting devices manufacturing	0	0	0	0
Electricity and signal testing instruments manufacturing	0	0	0	0
Analytical laboratory instrument manufacturing	0	0	0	0
Irradiation apparatus manufacturing	0	0	0	0
Watch, clock, and other measuring and controlling device manufacturing	0	0	0	0
Software, audio, and video media for reproduction	0	0	0	0
Magnetic and optical recording media manufacturing	0	0	0	0
Electric lamp bulb and part manufacturing	0	0	0	0
Lighting fixture manufacturing	0	0	0	0
Small electrical appliance manufacturing	0	0	0	0
Household cooking appliance manufacturing	0	0	0	0
Household refrigerator and home freezer manufacturing	0	0	0	0
Household laundry equipment manufacturing	0	0	0	0
Other major household appliance manufacturing	0	0	0	0
Power, distribution, and specialty transformer manufacturing	0	0	0	0
Motor and generator manufacturing	0	0	0	0
Switchgear and switchboard apparatus manufacturing	0	0	0	0
Relay and industrial control manufacturing	0	0	0	0
Storage battery manufacturing	0	0	0	0
Primary battery manufacturing	0	0	0	0
Communication and energy wire and cable manufacturing	0	0	0	0
Wiring device manufacturing	0	0	0	0
Carbon and graphite product manufacturing	0	0	0	0
All other miscellaneous electrical equipment and component manufacturing	0	0	0	0
Automobile manufacturing	0	0	0	0
Light truck and utility vehicle manufacturing	0	0	0	0
Heavy duty truck manufacturing	0	0	0	0
Motor vehicle body manufacturing	0	0	0	0
Truck trailer manufacturing	0	0	0	0
Motor home manufacturing	0	0	0	0
Travel trailer and camper manufacturing	0	0	0	0
Motor vehicle parts manufacturing	0	1	0	1
Aircraft manufacturing	0	0	0	0
Aircraft engine and engine parts manufacturing	0	0	0	0
Other aircraft parts and auxiliary equipment manufacturing	0	0	0	0
Guided missile and space vehicle manufacturing	0	0	0	0
Propulsion units and parts for space vehicles and guided missiles manufacturing	0	0	0	0

Railroad rolling stock manufacturing	0	0	0	0
Ship building and repairing	0	0	0	0
Boat building	0	0	0	0
Motorcycle, bicycle, and parts manufacturing	0	0	0	0
Military armored vehicle, tank, and tank component manufacturing	0	0	0	0
All other transportation equipment manufacturing	0	0	0	0
Wood kitchen cabinet and countertop manufacturing	0	0	0	0
Upholstered household furniture manufacturing	0	0	0	0
Nonupholstered wood household furniture manufacturing	0	0	0	0
Metal and other household furniture manufacturing	0	0	0	0
Institutional furniture manufacturing	0	0	0	0
Office Furniture	0	0	0	0
Custom architectural woodwork and millwork manufacturing	0	0	0	0
Showcase, partition, shelving, and locker manufacturing	0	0	0	0
Mattress manufacturing	0	0	0	0
Blind and shade manufacturing	0	0	0	0
Surgical and medical instrument, laboratory and medical instrument manufacturing	0	0	0	0
Surgical appliance and supplies manufacturing	0	0	0	0
Dental equipment and supplies manufacturing	0	0	0	0
Ophthalmic goods manufacturing	0	0	0	0
Dental laboratories manufacturing	0	0	0	0
Jewelry and silverware manufacturing	0	0	0	0
Sporting and athletic goods manufacturing	0	0	0	0
Doll, toy, and game manufacturing	0	0	0	0
Office supplies (except paper) manufacturing	0	0	0	0
Sign manufacturing	0	1	0	1
Gasket, packing, and sealing device manufacturing	0	0	0	0
Musical instrument manufacturing	0	0	0	0
All other miscellaneous manufacturing	0	0	0	0
Broom, brush, and mop manufacturing	0	0	0	0
Wholesale trade businesses	0	1,299	657	1,956
Retail Stores - Motor vehicle and parts	0	76	393	469
Retail Stores - Furniture and home furnishings	0	12	97	109
Retail Stores - Electronics and appliances	0	12	60	72
Retail Stores - Building material and garden supply	0	39	298	336
Retail Stores - Food and beverage	0	35	298	333
Retail Stores - Health and personal care	0	21	193	214
Retail Stores - Gasoline stations	1,623	34	224	1,881
Retail Stores - Clothing and clothing accessories	0	17	155	172
Retail Stores - Sporting goods, hobby, book and music	0	9	68	77
Retail Stores - General merchandise	5,461	77	504	6,042
Retail Stores - Miscellaneous	2,494	21	121	2,636
Retail Nonstores - Direct and electronic sales	0	37	198	236
Transport by air	0	12	11	23
Transport by rail	0	11	3	15
Transport by water	0	1	0	1
Transport by truck	0	42	11	53
Transit and ground passenger transportation	0	3	2	4
Transport by pipeline	0	0	0	0

Scenic and sightseeing transportation and support activities for transportation	0	200	31	231
Couriers and messengers	0	37	7	44
Warehousing and storage	0	5	1	6
Newspaper publishers	0	23	1	24
Periodical publishers	0	0	0	0
Book publishers	0	0	0	0
Directory, mailing list, and other publishers	0	1	0	1
Software publishers	0	0	0	0
Motion picture and video industries	0	8	1	9
Sound recording industries	0	0	0	0
Radio and television broadcasting	0	18	1	19
Cable and other subscription programming	0	211	12	223
Internet publishing and broadcasting	0	1	0	1
Telecommunications	0	393	143	536
Data processing, hosting, ISP, web search portals and related services	0	1	0	1
Other information services	0	0	0	0
Monetary authorities and depository credit intermediation activities	0	102	87	189
Nondepository credit intermediation and related activities	0	91	53	145
Securities, commodity contracts, investments, and related activities	0	4	5	9
Insurance carriers	0	75	31	106
Insurance agencies, brokerages, and related activities	0	6	1	7
Funds, trusts, and other financial vehicles	0	0	2	2
Real estate establishments	0	2,749	723	3,472
Imputed rental activity for owner-occupied dwellings	0	0	2,832	2,832
Automotive equipment rental and leasing	0	34	8	42
General and consumer goods rental except video tapes and discs	0	45	17	62
Video tape and disc rental	0	0	13	13
Commercial and industrial machinery and equipment rental and leasing	0	75	4	79
Lessors of nonfinancial intangible assets	0	0	0	0
Legal services	0	100	43	143
Accounting, tax preparation, bookkeeping, and payroll services	0	16	2	18
Architectural, engineering, and related services	0	10	1	11
Specialized design services	0	2	0	2
Custom computer programming services	0	0	0	0
Computer systems design services	0	1	0	1
Other computer related services, including facilities management	0	1	0	1
Management, scientific, and technical consulting services	0	9	1	10
Environmental and other technical consulting services	0	0	0	0
Scientific research and development services	0	0	0	0
Advertising and related services	0	59	3	62
Photographic services	0	2	2	4
Veterinary services	0	0	4	4
All other miscellaneous professional, scientific, and technical services	0	2	0	2
Management of companies and enterprises	0	24	1	25
Employment services	0	13	1	14
Travel arrangement and reservation services	0	6	1	7
Office administrative services	0	14	1	15
Facilities support services	0	1	0	1
Business support services	0	57	7	64

Investigation and security services	0	44	7	51
Services to buildings and dwellings	0	92	8	100
Other support services	0	7	1	8
Waste management and remediation services	0	69	8	76
Private elementary and secondary schools	0	0	4	4
Private junior colleges, colleges, universities, and professional schools	0	0	0	0
Other private educational services	0	7	5	12
Offices of physicians, dentists, and other health practitioners	0	0	84	84
Home health care services	0	0	7	7
Medical and diagnostic labs and outpatient and other ambulatory care services	0	0	8	8
Private hospitals	0	0	69	69
Nursing and residential care facilities	0	0	55	55
Child day care services	0	0	6	6
Individual and family services	0	0	4	4
Community food, housing, and other relief services, including rehabilitation services	0	0	2	2
Performing arts companies	0	28	2	30
Spectator sports companies	0	34	6	40
Promoters of performing arts and sports and agents for public figures	0	4	1	5
Independent artists, writers, and performers	0	0	0	0
Museums, historical sites, zoos, and parks	0	0	4	4
Fitness and recreational sports centers	0	1	1	1
Bowling centers	0	0	0	0
Amusement parks, arcades, and gambling industries	0	2	76	79
Other amusement and recreation industries	15,069	8	46	15,123
Hotels and motels, including casino hotels	23,665	29	8	23,701
Other accommodations	0	0	0	0
Food services and drinking places	11,907	525	435	12,867
Automotive repair and maintenance, except car washes	0	70	79	149
Car washes	0	3	5	8
Electronic and precision equipment repair and maintenance	0	22	2	25
Commercial and industrial machinery and equipment repair and maintenance	0	181	11	191
Personal and household goods repair and maintenance	0	45	16	61
Personal care services	0	0	12	12
Death care services	0	0	9	9
Dry-cleaning and laundry services	0	36	8	44
Other personal services	0	15	15	30
Religious organizations	0	0	0	0
Grantmaking, giving, and social advocacy organizations	0	0	3	3
Civic, social, professional, and similar organizations	0	31	38	69
Private household operations	0	0	0	0
US Postal Service	0	0	0	0
Federal electric utilities	0	0	0	0
Other Federal Government enterprises	0	0	0	0
State and local government passenger transit	0	0	0	0
State and local government electric utilities	0	0	0	0
Other state and local government enterprises	0	0	0	0
* Not an industry (Used and secondhand goods)	0	0	0	0
* Not an industry (Scrap)	0	0	0	0

* Not an industry (Rest of the world adjustment)	0	0	0	0
* Not an industry (Noncomparable foreign imports)	0	0	0	0
* Employment and payroll only (state & local govt, non-education)	0	0	0	0
* Employment and payroll only (state & local govt, education)	0	0	0	0
* Employment and payroll only (federal govt, non-military)	0	0	0	0
* Employment and payroll only (federal govt, military)	0	0	0	0