


# Texas Online Deer Breeder System



Presented by  
TPWD Deer Breeder Program

# Overview of the ODBS

---

Using the online system, you will be able to:

- ❑ Monitor your herd inventory
- ❑ Activate transfer permits
- ❑ Update breeder IDs (i.e. Red 7, Blue 5)
- ❑ Add fawns
- ❑ Identify mortalities
- ❑ Register a release site or nursing facility

# Registration of the ODBS

search

TEXAS PARKS AND WILDLIFE

Regulations Publications Outdoor Learning Kids Game Warden Grants Get Involved Shop FAQ Calendar **Español**

EXPERIENCE TEXAS FISHING & BOATING STATE PARKS & DESTINATIONS HUNTING & WILDLIFE LAND & WATER DOING BUSINESS

Home > Hunting & Wildlife > Wildlife > Game Management > Deer > Deer Breeder

## Texas Online Deer Breeder System

Login ID (TXnnnn):

Password:



### Information and Error messages:

Your Deer Breeder Serial Number is your Login ID. If this is your first time to use this system, you must enter your Login ID and press "Create New Login" button.

You must have cookies enabled in your browser to use this system.

If you have a valid "Deer Breeder Permit" and are still having trouble using this program, please call Wildlife Permitting at (512) 389-4585.

If you have not been issued a valid "Deer Breeder Permit" from Texas Parks and Wildlife Department, it is unlawful for you to use this system.

- ❑ Webpage Address: <http://www.tpwd.state.tx.us/deerbreeder>
- ❑ Breeder serial number - TX must be capitalized!
- ❑ Click "Create New Login"

# Establishing a User Name

WELCOME TEXAS | FISHING & BOATING | STATE PARKS & DESTINATIONS | HUNTING & WILDLIFE | LAND & WATER | DOING BUSINESS  
> Hunting & Wildlife > Wildlife > Game Management > Deer > Deer Breeder

## Texas Online Deer Breeder System

Since this is your first time to use this online system, you must fill in the following information correctly so that it matches the information in the Deer Breeder database. We use this information to insure that you are who you say you are. This information is transferred to us via a secure connection and is never made available to anyone else.

Most of the requested information is printed on your Deer Breeder Permit. If you have more than one current Deer Breeder Permit, use one of them to insure that you enter the information exactly as it is in the database. The information must match exactly. Please enter data carefully -- capitalize as shown on the Deer Breeder Permit. Do not include your middle name or initial with your first name and do not include any prefixes or suffixes like "Dr" or "Jr."

1	First Name:	<input type="text" value="Bambi"/>
2	Last Name:	<input type="text" value="Boone"/>
3	SSN:	<input type="text" value="012345678"/>
4	Driver License Number:	<input type="text" value="01234567"/>
5	Breeder Serial Number:	<input type="text" value="TX4937"/>
6	Deer Breeder Permit number:	<input type="text" value="0159463872569845"/>
		<input type="button" value="Check Info"/> <input type="button" value="Cancel"/>

### Information and Error messages:

Once you hit enter (or press the Check Info button) the information you provided will be checked for accuracy. If it checks out you will be asked to create a Password; if it does not then you will be returned to the Login page. The cancel button will return you to the initial login page.

If you have not been issued a valid "Deer Breeder Permit" from Texas Parks and Wildlife Department, it is unlawful for you to enter data on this screen.

- ❑ First & Last Name – must be exact, with first letter capitalized, and no unnecessary spaces
- ❑ Driver's license number – without 'TX' or other state designation
- ❑ Social Security Number – no dashes
- ❑ Breeder serial number – must start with 'TX' and contain no dashes or spaces
- ❑ Breeder Permit number - 16 digit permit number on your most Current facility permit

# Creating a Password

WILDLIFE TEXAS | FISHING & BOATING | STATE PARKS & DESTINATIONS | HUNTING & WILDLIFE | LAND & WATER | DOING BUSINESS  
Home > Hunting & Wildlife > Wildlife > Game Management > Deer > Deer Breeder

## Texas Online Deer Breeder System

### Create a Password for **Bambi Crockett Boone**

Please enter a password you can remember that you will use to access this online system in the future. The password must be at least six characters in length. It may contain letters, numbers, or special characters. Capitalization is important; the letter "a" is not the same as the letter "A". Additional password rules (if any) are listed in the information section below. You must enter your new password twice to insure that it is entered correctly.

→ **New Password:**  ←  
**New Password (again):**

It is our experience that users often forget their passwords. Please enter or select a question that only you can answer. Also type the answer to the question. When you forget your password, you will be asked to answer the question with the same answer you enter on this page.

→ **Select a Question:**  ←  
**Answer:**

**Information and Error messages:**  
Press enter (or the Check Password Info button) to check your data. The cancel button will return you to the initial login page.  
Your Password must be 6-15 characters in length and contain at least one of each of the following: capital letter (A-Z); lower-case letter (a-z); digit (0-9); special character (~,!,@,#,\$,% ,...). You may use any letter, digit, or special character in your password.

- ❑ Passwords must be 6 to 15 characters in length.
- ❑ Passwords must contain at least one lower case letter.
- ❑ Passwords must contain at least one upper case letter.
- ❑ Passwords must contain at least one number.
- ❑ Passwords must contain at least one special character.
- ❑ Click "Check Password Info". If all is entered correctly, it will change to "Save Password Info"; click this button to take you to the Main Menu.

# Main Menu

[Home](#) [Deer Breeder Login](#)

## Texas Online Deer Breeder System Menu



- List Transfer Permits
- Issue/Activate a Transfer Permit
- Find/Register a Facility ID
- List Deer for My Facility
- Add Fawns Born in My Breeder Facility
- List Deer Mortalities
- Download Printable PDF Forms
- My Facility Profile
- Change Login Password

### Messages and Menu Selections:

You have 8 Transfer Permits that are overdue. If you have faxed the completed Transfer Permits to LE, ignore this message. Otherwise you need to complete them as soon as possible.

List Transfer Permits - You can get a list of all your incomplete Transfer Permits. From that list you can add or edit the list of deer for a permit, print an existing Transfer Permit, or complete the transaction.

Issue/Activate a Transfer Permit - You must obtain and activate a Transfer Permit before you can transport pen-raised White-tailed or Mule Deer. This button allows you to activate and print an active Transfer Permit. Texas Parks and Wildlife Law Enforcement will be immediately notified of your plan to transport pen-raised deer.

Find/Register a Facility ID - This page will use a customer's name and Drivers License number to find an existing Facility ID if the customer has one. If none exists then you can create a non-breeder facility for this customer. Non-breeder facilities include: release sites, DMP (Deer Management Permit) sites, medical facilities, and nursing facilities.

List Deer for My Facility - This page will allow you to select one of your facilities and list the deer for that facility. It will allow you to enter mortalities for deer in your facility, to see deer that you have transferred to temporary facilities, and to assign unique numbers to deer without assigned numbers.

Add Fawns Born in My Breeder Facility - This page will allow you to select one of your breeder facilities and add new fawns to that facility.

List Deer Mortalities - This page will allow you to select one of your facilities and list the deer mortalities for that facility. It will allow you to see all eligible and ineligible deaths with and without CWD testing.

Download Printable PDF Forms - This page will give you access to printable blank Deer Breeder forms such as Transfer Permits.

My Facility Profile - This page displays facility profile information for all of your registered facilities. It will allow you to see the movement qualification status and the total deer allowed for each of your facilities.



# Listing Transfer Permits

## Transfer Permit List for TX0000

Choose permits to display:  Activated  Received  Completed  Canceled Oldest Permit (days):

Selected Permit:

Select	Permit Number Confirmation No.	Effective Date/Time	Source Owner Facility	Destination Owner Facility	Status
<input type="radio"/>	0901231107210000	Jan 23, 2009 11:15am	Testing, ODBS 2811-B-TPWD Special	Testing, ODBS 2811-N-TPWD Special	Activated <b>Overdue</b>
<input type="radio"/>	0901231114240000	Jan 24, 2009 8:00am	Testing, ODBS 2811-N-TPWD Special	Testing, ODBS 2811-B-TPWD Special	Activated <b>Overdue</b>
<input type="radio"/>	0902120949340000	Feb 12, 2009 9:50am	Testing, ODBS 2811-B-TPWD Special	Testing, ODBS 2811-R-TPWD Special	Completed 1 deer moved

### Information and Error messages:

Confirmation number: will be blank unless assigned by the Communications Section of Law Enforcement.

Facility: listed in three parts. The first part is the facility ID, the second part is an abbreviation for the facility type, and the third part is the Ranch or Facility Name. Facility type abbreviations are as follows:

- B -- Texas Breeder Facility
- O -- Out-of-State Breeder Facility
- R -- Release Site (in-state or out-of-state)
- D -- DMP (Deer Management Permit) Site
- N -- Nursing Facility
- M -- Medical Facility

Status: listed in two parts with the first part defined as:

- Issued -- entered (by LE) without Destination Facility ID
- Active -- entered with source and destination information
- Completed -- entered as completed (Transfer is complete)

and the second part (if not Completed) defined as:

- Pending -- Effective Date/Time is in the future
- Current -- Within 48 hours after the Effective Date/Time
- Overdue -- Effective Date/Time is over 96 hours ago

Overdue: If you have faxed in your completed form and it is listed as overdue, that means that the deer list has not been entered into the deer breeder database yet. Please allow a couple of weeks for the data to be processed and entered into the database. The alternative is for you to complete the form online.

- ❑ **Select the permit that you wish to view/edit.**
- ❑ **In the first 48 hours of activation, you may edit the permit information & add/edit the deer list.**
- ❑ **Within 96 hours of activation, you may Complete or Cancel the permit.**
- ❑ **You may not edit any permit once it is Completed or Cancelled.**
- ❑ **You can view any permit at any time and print them out from home.**

# Main Menu

[Home](#) [Deer Breeder Login](#)

## Texas Online Deer Breeder System Menu

- [List Transfer Permits](#)
- [Issue/Activate a Transfer Permit](#)
- [Find/Register a Facility ID](#)
  
- [List Deer for My Facility](#)
- [Add Fawns Born in My Breeder Facility](#)
- [List Deer Mortalities](#)
  
- [Download Printable PDF Forms](#)
  
- [My Facility Profile](#)
- [Change Login Password](#)

### Messages and Menu Selections:

You have 8 Transfer Permits that are overdue. If you have faxed the completed Transfer Permits to LE, ignore this message. Otherwise you need to complete them as soon as possible.

List Transfer Permits - You can get a list of all your incomplete Transfer Permits. From that list you can add or edit the list of deer for a permit, print an existing Transfer Permit, or complete the transaction.

Issue/Activate a Transfer Permit - You must obtain and activate a Transfer Permit before you can transport pen-raised White-tailed or Mule Deer. This button allows you to activate and print an active Transfer Permit. Texas Parks and Wildlife Law Enforcement will be immediately notified of your plan to transport pen-raised deer.

Find/Register a Facility ID - This page will use a customer's name and Drivers License number to find an existing Facility ID if the customer has one. If none exists then you can create a non-breeder facility for this customer. Non-breeder facilities include: release sites, DMP (Deer Management Permit) sites, medical facilities, and nursing facilities.

List Deer for My Facility - This page will allow you to select one of your facilities and list the deer for that facility. It will allow you to enter mortalities for deer in your facility, to see deer that you have transferred to temporary facilities, and to assign unique numbers to deer without assigned numbers.

Add Fawns Born in My Breeder Facility - This page will allow you to select one of your breeder facilities and add new fawns to that facility.

List Deer Mortalities - This page will allow you to select one of your facilities and list the deer mortalities for that facility. It will allow you to see all eligible and ineligible deaths with and without CWD testing.

Download Printable PDF Forms - This page will give you access to printable blank Deer Breeder forms such as Transfer Permits.

My Facility Profile - This page displays facility profile information for all of your registered facilities. It will allow you to see the movement qualification status and the total deer allowed for each of your facilities.

# Issue/Activate a Transfer Permit

## Issue/Activate a New Transfer Permit

This procedure will issue (and activate) a Transfer Permit to ODBS Testing (TX0000) which will be valid for transporting deer from the Source Facility and Type to the Destination Facility and Type during the 48 hour period beginning with the Effective Start Date/Time.

Effective Date/Time -- Start of a 48 hour period during which the permit may be used to transport deer:

Date (M/D/Y):  Time (h:m):   AM  
 PM

Source Facility and Type -- Where the deer will be moved from:

Facility ID:   
County:

Type:  Texas Breeder Facility  
(Temporary):  Nursing Facility  
 Medical Facility  
 Ranch with a Deer Management Permit (DMP)

Destination Facility and Type -- Where the deer will be moved to:

Facility ID:   
State:    
County:

Type:  Texas Breeder Facility  
 Out-of-State Breeder Facility  
 Release Site (may be out-of-state)  
(Temporary):  Nursing Facility  
 Medical Facility  
 Ranch with a Deer Management Permit (DMP)

- ❑ Enter date and time
- ❑ Enter Source Facility ID and County
- ❑ Select Source facility type
- ❑ Enter same information for Destination Facility

# Issue/Activate a Transfer Permit

## Issue/Activate a New Transfer Permit

This procedure will issue (and activate) a Transfer Permit to ODBS Testing (TX0000) which will be valid for transporting deer from the Source Facility and Type to the Destination Facility and Type during the 48 hour period beginning with the Effective Start Date/Time.

Effective Date/Time -- Start of a 48 hour period during which the permit may be used to transport deer:

Date (M/D/Y):  Time (h:m):   AM  
 PM

48 hour Period: 1/14/2009 8:0am -- 1/16/2009 8:0am

Source Facility and Type -- Where the deer will be moved from:

Facility ID:  Type:  Texas Breeder Facility  
County:  (Temporary):  Nursing Facility  
Breeder: TX0000--Testing, ODBS  Medical Facility  
Facility Name: TPWD Special  Ranch with a Deer Management Permit (DMP)  
CWD Herd Status: None

Destination Facility and Type -- Where the deer will be moved to:

Facility ID:  Type:  Texas Breeder Facility  
State:   Out-of-State Breeder Facility  
County:   Release Site (may be out-of-state)  
Breeder: TX0000--Testing, ODBS (Temporary):  Nursing Facility  
Facility Name: TPWD Special  Medical Facility  
 Ranch with a Deer Management Permit (DMP)

- ❑ Click Check Data
- ❑ If the information is correct, click Activate Permit Button

# Issue/Activate a Transfer Permit

## New Transfer Permit: 0901131513440000

You have successfully activated a new Transport Permit. Law Enforcement Communications has been notified of this permit and has access to the data you entered for this permit.

This permit will allow you to transport deer from the source facility, 2811 (Texas Breeder Facility), to the destination facility, 2811 (Nursing Facility), within the 48 hour period: 1/14/2009 8:0:0am -- 1/16/2009 8:0:0am.

[Add/Edit deer list for this Permit](#)

[Print this Permit](#)

[Edit this Permit](#)

[Issue/Activate another Permit](#)

[Return to Menu](#)

### Information and Error messages:

This Transfer Permit is now permanently recorded in the Deer Breeder Database and must be completed within 48 hours of the Transfer. It cannot be deleted.

Print Permit with Blank Deer List - will give you a printable copy of this permit with a blank Section 4 which you can fill out before transporting the deer.

Add a Pending Deer List to this Permit - will allow you to create a list of deer that you intend to transfer with this permit. That list may be modified by hand if necessary before transporting the deer.

Issue/Activate another Transfer Permit - will allow you to issue another Transfer Permit.

Edit this Transfer Permit - will allow you to change the data for this Transfer Permit.

Cancel - will take you back to the Menu page.

During transport, the paper Transfer Permit including including the list of the deer being transported must be in the possession of the driver. It must also contain a signature for the source of the deer.

Transfer Permits cannot be deleted and must be completed within 48 hours of the Transfer. "Completed" means that:

1. The deer on the deer list have been transferred to the destination.
2. The paper permit (with the deer list) has been signed with signatures for both the source and the destination.
3. The completed permit has been faxed to Law Enforcement Communications at (512)389-8080 or that the permit has been "completed" online.

If no deer were transferred, you can complete the permit online with no deerlist or by writing "No deer transferred" on the permit before it is faxed to Law Enforcement.


# Adding Deer to Activated TP

## Transfer Permit 0901231107210000

Permit Number Confirmation No.	Effective Date/Time	Source Owner Facility	Destination Owner Facility
0901231107210000	Jan 23, 2009 11:15am	Testing, ODBS 2811-B-TPWD Special	Testing, ODBS 2811-N-TPWD Special

This procedure will allow you to create and modify a pending list of deer for the Transfer Permit listed above. The list is "Pending" because it is not finalized until you "Complete" the permit. Until it is completed, you may add deer to the list or delete deer from the list. Once it is completed you will not be able to modify the list.

**ADD a deer to the list:** select (below) the Species and Unique Number of the deer you want to add and press the "Add Deer to List" button.

Species:   Unique Number:

*White-Tailed Deer*  
CTF6  
CTF8  
S003

### Information and Error messages:

This list is considered "pending" because this Transfer Permit is not completed. "Completed" means that:

1. The deer on the deer list have been transferred to the destination.
2. The paper permit (with the deer list) has been signed with signatures for both the source and the destination.
3. The completed permit has been faxed to Law Enforcement Communications or that the permit has been "completed" online.

During transport, the paper permit including the list of deer being transported must be in the possession of the driver. The permit must be signed a signature for the source of the deer. The signature for the destination of the deer may be obtained after the deer are delivered.

Transfer Permits cannot be deleted and must be completed within 48 hours of the transfer. If no deer were transferred, you can complete the permit online with no deer list or by writing "No deer transferred" on the permit and fax it to Law Enforcement at (512) 389-8080.

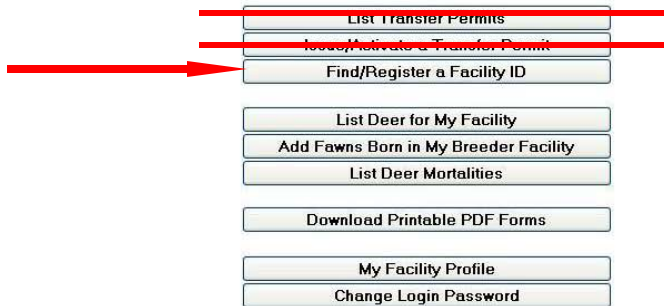
There are no deer listed for this Transfer Permit.

- ❑ The drop-down list is the available unique numbers in the source facility.
- ❑ Select unique number & Click Add deer to List.
- ❑ Within the first 48 hours you can add/edit deer if you do not wish to Complete the Transfer Permit right away.

# Main Menu

[Home](#) [Deer Breeder Login](#)

## Texas Online Deer Breeder System Menu



### Messages and Menu Selections:

You have 8 Transfer Permits that are overdue. If you have faxed the completed Transfer Permits to LE, ignore this message. Otherwise you need to complete them as soon as possible.

List Transfer Permits - You can get a list of all your incomplete Transfer Permits. From that list you can add or edit the list of deer for a permit, print an existing Transfer Permit, or complete the transaction.

Issue/Activate a Transfer Permit - You must obtain and activate a Transfer Permit before you can transport pen-raised White-tailed or Mule Deer. This button allows you to activate and print an active Transfer Permit. Texas Parks and Wildlife Law Enforcement will be immediately notified of your plan to transport pen-raised deer.

Find/Register a Facility ID - This page will use a customer's name and Drivers License number to find an existing Facility ID if the customer has one. If none exists then you can create a non-breeder facility for this customer. Non-breeder facilities include: release sites, DMP (Deer Management Permit) sites, medical facilities, and nursing facilities.

List Deer for My Facility - This page will allow you to select one of your facilities and list the deer for that facility. It will allow you to enter mortalities for deer in your facility, to see deer that you have transferred to temporary facilities, and to assign unique numbers to deer without assigned numbers.

Add Fawns Born in My Breeder Facility - This page will allow you to select one of your breeder facilities and add new fawns to that facility.

List Deer Mortalities - This page will allow you to select one of your facilities and list the deer mortalities for that facility. It will allow you to see all eligible and ineligible deaths with and without CWD testing.

Download Printable PDF Forms - This page will give you access to printable blank Deer Breeder forms such as Transfer Permits.

My Facility Profile - This page displays facility profile information for all of your registered facilities. It will allow you to see the movement qualification status and the total deer allowed for each of your facilities.

# Finding a Facility ID

## Find/Register a Facility ID

This procedure will search the database for a customer and his/her facilities. If found, it will display the facility IDs for the sites or facilities that belong to the customer. If the customer or the site is not in the database, the customer and site information may be registered and a new facility ID will be issued for the new facility. This new facility ID will be valid for transporting deer.

Customer Information (Facility Owner):

Last Name:	<input type="text" value="Testing"/>	TPWD Serial Number:	<input type="text" value="TX0000"/>
Driver License (State/#):	<input type="text" value="Texas"/>		

### Information and Error messages:

When you press the search button, the Deer Breeder database will be searched for the information you provided. At least 2 fields (last name, driver license, or serial number) must match exactly to display a list of facilities for a customer. If there is no match you may provide information needed to register a new customer and facility. You can add Out-of-State Breeder Facilities, Release Sites, Deer Management Permit (DMP) Sites, Nursing Facilities, and Medical Facilities. You cannot add Texas Breeder Facilities to the database.

Deer moved to nursing and medical facilities and Deer Management Permit (DMP) sites are expected to return to the Breeder Facility before the end of the reporting period.

- ❑ **Fill in at least 2 of the 3 fields and Click Search for a Customer**

# Finding a Facility ID

## Facilities Owned By ODBS Testing

The registered facilities for ODBS Testing are displayed below.

**Customer Information (Facility Owner):**

Name:

Driver License (State/#):   TPWD Serial Number:

**Registered Facility Information:**

Select	ID	Name	Types	Location
<input checked="" type="radio"/>	2811	TPWD Special	TX Breeder Facility Release Site DMP Site Nursing Facility Medical Facility	

**Information and Error messages:**

Pressing the "Edit Selected Facility" will allow you to edit the information for the selected facility. If there is more than one facility that you can edit, you must select the one you want to edit before pressing the edit button. You are only allowed to edit facilities that you own or that you initially entered.

Pressing the "Add New Facility" allows you to register a new facility for this customer.

Pressing the "New Customer Search" button will return to the customer search page.

# Registering a facility

Registered Facility Information:

Select	ID	Name	Types	Location
<input checked="" type="radio"/>	2811	TPWD Special	TX Breeder Facility Release Site DMP Site Nursing Facility Medical Facility	

New Facility Information:

Ranch/Site Name:

Physical Address:   Same as Customer Mailing Address

City/State/ZIP:  Texas

County:

Directions to Facility:

Nearest Town:

Miles from Town:  Direction from Town:

On Hwy(s)/Road(s):

Type of Facility (If the facility serves more than one function, check each that applies):

Release Site (In or Out-of-State) Total Acres:  Is property surrounded by a High Fence?

Nursing Facility  Medical Facility

Out-of-State Breeder Facility

[Check Facility Information](#)

[New Customer Search](#)

[Return to Menu](#)

- ❑ Fill in all required information for Ranch Site and Facility Directions
- ❑ Select Type of Facility
- ❑ Click Check Facility Information

# Main Menu

[Home](#) [Deer Breeder Login](#)

## Texas Online Deer Breeder System Menu

~~List Transfer Permits~~

~~Issue/Activate a Transfer Permit~~

~~Find/Register a Facility ID~~

List Deer for My Facility

Add Fawns Born in My Breeder Facility

List Deer Mortalities

Download Printable PDF Forms

My Facility Profile

Change Login Password

### Messages and Menu Selections:

You have 8 Transfer Permits that are overdue. If you have faxed the completed Transfer Permits to LE, ignore this message. Otherwise you need to complete them as soon as possible.

List Transfer Permits - You can get a list of all your incomplete Transfer Permits. From that list you can add or edit the list of deer for a permit, print an existing Transfer Permit, or complete the transaction.

Issue/Activate a Transfer Permit - You must obtain and activate a Transfer Permit before you can transport pen-raised White-tailed or Mule Deer. This button allows you to activate and print an active Transfer Permit. Texas Parks and Wildlife Law Enforcement will be immediately notified of your plan to transport pen-raised deer.

Find/Register a Facility ID - This page will use a customer's name and Drivers License number to find an existing Facility ID if the customer has one. If none exists then you can create a non-breeder facility for this customer. Non-breeder facilities include: release sites, DMP (Deer Management Permit) sites, medical facilities, and nursing facilities.

List Deer for My Facility - This page will allow you to select one of your facilities and list the deer for that facility. It will allow you to enter mortalities for deer in your facility, to see deer that you have transferred to temporary facilities, and to assign unique numbers to deer without assigned numbers.

Add Fawns Born in My Breeder Facility - This page will allow you to select one of your breeder facilities and add new fawns to that facility.

List Deer Mortalities - This page will allow you to select one of your facilities and list the deer mortalities for that facility. It will allow you to see all eligible and ineligible deaths with and without CWD testing.

Download Printable PDF Forms - This page will give you access to printable blank Deer Breeder forms such as Transfer Permits.

My Facility Profile - This page displays facility profile information for all of your registered facilities. It will allow you to see the movement qualification status and the total deer allowed for each of your facilities.

# Listing deer in your facility

## Deer List for Facility ID 2811 [TX Breeder Facility]

The registered facilities for ODBS Testing are displayed below. Select "Deer to display" and "Facility type" and press the "Refresh" button. Use the deer's unique number to edit the deer's record.

Registered Facilities (The deer tables will only contain deer from the selected facility):

ID	Name	Types	Location
<input checked="" type="radio"/> 2811	TPWD Special	TX Breeder Facility Release Site DMP Site Nursing Facility Medical Facility	

Deer to display:  Deer currently in the facility  Deer Inventory on  (m/d/year)  
 All deer records for the facility  All deer records for report year   
 Facility type:  TX Breeder Facility  Release Site  DMP Site  Nursing Facility  Medical Facility  
 Sort sequence: Species, UniqueNumber, DateAdded

Current Deer with TPWD Unique Numbers in TX Breeder Facility, ID #2811 (Use column headings to change sort order):

Species TPWD Unique No.	Breeder's Deer ID	Sex	Estimated Birthdate	How Added Date Added
White-tailed Deer <a href="#">CTF6</a>	O 21	Doe	Jun 1, 2008	Birth Jun 1, 2008
White-tailed Deer <a href="#">CTF8</a>	White 11	Doe	Jul 1, 2008	Birth Jul 1, 2008
White-tailed Deer <a href="#">S003</a>	Blue 29	Doe	Jun 1, 2008	Birth Jun 1, 2008

Deer from Breeder Facility, ID #2811, That Are Currently in Temporary Facilities:

Temp Facility Facility Type	Species TPWD Unique No.	Breeder's Deer ID	Sex	Estimated Birthdate	How Added Date Added
Testing, ODBS 2811-TPWD Special Nursing Facility	White-tailed Deer <a href="#">S001</a>	Blue 26	Doe	May 1, 2008	Transferred Jan 14, 2009

# Listing deer in your facility

## Deer List for Facility ID 2811 [TX Breeder Facility]

The registered facilities for ODBS Testing are displayed below. Select "Deer to display" and "Facility type" and press the "Refresh" button. Use the deer's unique number to edit the deer's record.

Registered Facilities (The deer tables will only contain deer from the selected facility):

ID	Name	Types	Location
<input checked="" type="radio"/> 2811	TPWD Special	TX Breeder Facility Release Site DMP Site Nursing Facility Medical Facility	

Deer to display:  Deer currently in the facility  Deer Inventory on  (m/d/year)

All deer records for the facility  All deer records for report year

Facility type:  TX Breeder Facility  Release Site  DMP Site  Nursing Facility  Medical Facility

Sort sequence: Species, UniqueNumber, DateAdded

All Deer Records with TPWD Unique Numbers ever in TX Breeder Facility, ID #2811 (Use column headings to change sort order):

Species	TPWD Unique No.	Breeder's Deer ID	Sex	Estimated Birthdate	How Added Date Added	How Removed Date Removed	Death
White-tailed Deer <a href="#">CTF5</a>		White 10	Doe	May 1, 2006	Birth May 1, 2006	Death Jan 16, 2009	Accidental Death or Injury
White-tailed Deer <a href="#">CTF6</a>		O 21	Doe	Jun 1, 2008	Birth Jun 1, 2008		
White-tailed Deer <a href="#">CTF7</a>		White 12	Buck	May 1, 2006	Birth May 1, 2006	Accidentally Jan 22, 2009	
White-tailed Deer <a href="#">CTFB</a>		White 11	Doe	Jul 1, 2008	Birth Jul 1, 2008		
White-tailed Deer CTFC		12	Buck	May 1, 2008*	Birth May 1, 2008†	Transferred May 1, 2008	
White-tailed Deer CTFF		109	Buck	May 1, 2008*	Birth May 1, 2008†	Transferred Feb 12, 2009	
White-tailed Deer S001		Blue 26	Doe	May 1, 2008	Birth May 1, 2008	In temp facility Jan 14, 2009	
White-tailed Deer <a href="#">S002</a>		Blue 27	Buck	Jun 2, 2008	Birth Jun 2, 2008	Death Jan 14, 2009	Accidental Death or Injury
White-tailed Deer <a href="#">S003</a>		Blue 29	Doe	Jun 1, 2008	Birth Jun 1, 2008		

All Deer from Breeder Facility, ID #2811, That Were Ever in Temporary Facilities:

Temp Facility Facility Type	Species TPWD Unique No.	Breeder's Deer ID	Sex	Estimated Birthdate	How Added Date Added	How Removed Date Removed	Death
Testing, ODBS 2811-TPWD Special Nursing Facility	White-tailed Deer <a href="#">S001</a>	Blue 26	Doe	May 1, 2008	Transferred Jan 14, 2009		

Deer Without Unique Numbers Reported In Your Annual Reports for TX Breeder Facility, ID #2811

Species Seq	Report Year	Breeder's Deer ID	Sex	Estimated Birthdate	How Added Date Added
White-tailed Deer 1	2007	Pink 1	Doe	Jun 30, 2007	Birth Jun 30, 2007
White-tailed Deer 2	2007	Pink 2	Doe	Jul 1, 2007	Birth Jul 1, 2007
White-tailed Deer 3	2007	Orange 1	Buck	Jul 2, 2007	Birth Jul 2, 2007
White-tailed Deer 4	2007	Orange 2	Buck	Aug 1, 2007	Birth Aug 1, 2007

# Listing deer in your facility

## Edit White-tailed Deer CTF6 for Facility ID 2811

Change the Breeder's Deer ID if you have retagged this deer or given it a new name. If this deer has died, set How Removed to "Death" and enter your best estimate of the date of death (time is not required) and the cause of death.

Species: White-Tailed Deer	Unique Number: CTF6	Breeder's Deer ID: O 21	Sex: Female (Doe)	Estimated Birthdate: (m/d/year) 6/1/2008
How Added: Birth	Date/Time Added: 6/1/2008 12:0:0am	How Removed: 	Date/Time Removed: 	Cause of Death: 
<input type="button" value="Check Data"/>				

## Edit White-tailed Deer CTF6 for Facility ID 2811

Change the Breeder's Deer ID if you have retagged this deer or given it a new name. If this deer has died, set How Removed to "Death" and enter your best estimate of the date of death (time is not required) and the cause of death.

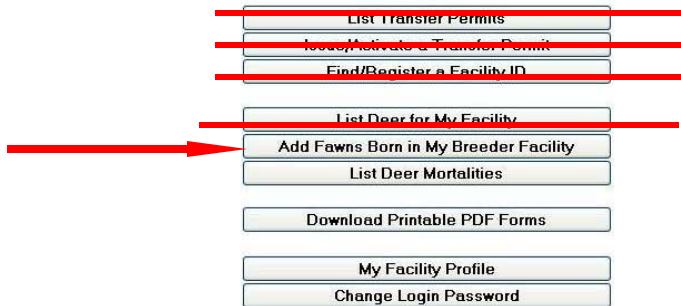
Species: White-Tailed Deer	Unique Number: CTF6	Breeder's Deer ID: O 21	Sex: Female (Doe)	Estimated Birthdate: (m/d/year) 6/1/2008
How Added: Birth	Date/Time Added: 6/1/2008 12:0:0am	How Removed: Death	Date/Time Removed: 3/25/2009 12:0:0am	Cause of Death: Pneumonia
<input type="button" value="Check Data"/> <input type="button" value="Update Deer Info"/>				

- ❑ Can change Breeder ID
- ❑ Select from the How Removed drop-down list either Accidentally or Death.
- ❑ Fill in date
- ❑ Select Cause of Death from the drop-down list; not required.
- ❑ Click Check Data & then click Update Deer Info

# Main Menu

[Home](#) [Deer Breeder Login](#)

## Texas Online Deer Breeder System Menu



### Messages and Menu Selections:

You have 8 Transfer Permits that are overdue. If you have faxed the completed Transfer Permits to LE, ignore this message. Otherwise you need to complete them as soon as possible.

List Transfer Permits - You can get a list of all your incomplete Transfer Permits. From that list you can add or edit the list of deer for a permit, print an existing Transfer Permit, or complete the transaction.

Issue/Activate a Transfer Permit - You must obtain and activate a Transfer Permit before you can transport pen-raised White-tailed or Mule Deer. This button allows you to activate and print an active Transfer Permit. Texas Parks and Wildlife Law Enforcement will be immediately notified of your plan to transport pen-raised deer.

Find/Register a Facility ID - This page will use a customer's name and Drivers License number to find an existing Facility ID if the customer has one. If none exists then you can create a non-breeder facility for this customer. Non-breeder facilities include: release sites, DMP (Deer Management Permit) sites, medical facilities, and nursing facilities.

List Deer for My Facility - This page will allow you to select one of your facilities and list the deer for that facility. It will allow you to enter mortalities for deer in your facility, to see deer that you have transferred to temporary facilities, and to assign unique numbers to deer without assigned numbers.


Add Fawns Born in My Breeder Facility - This page will allow you to select one of your breeder facilities and add new fawns to that facility.

List Deer Mortalities - This page will allow you to select one of your facilities and list the deer mortalities for that facility. It will allow you to see all eligible and ineligible deaths with and without CWD testing.































Download Printable PDF Forms - This page will give you access to printable blank Deer Breeder forms such as Transfer Permits.

My Facility Profile - This page displays facility profile information for all of your registered facilities. It will allow you to see the movement qualification status and the total deer allowed for each of your facilities.

# Adding fawns to your facility

Permitted TX Breeder Facilities: ID = 2811, Name = TPWD Special, Permit Number = 0908031515290061, Location = Travis County  Refresh

**Data for New Fawns, to Facility ID 2811 [TX Breeder Facility]**

Species:	Unique Number:	Breeder's Deer ID:	Sex:	Estimated Birthdate: mm/yyyy or mm/dd/yyyy
White-Tailed Deer 	S019 	White 25	Female (Doe) 	06/25/2010
White-Tailed Deer 	S024 	White 26	Female (Doe) 	06/28/2010
White-Tailed Deer 	S025 	White 27	Male (Buck) 	07/01/2010
-Select- 	-Select- 		-Select- 	
-Select- 	-Select- 		-Select- 	
-Select- 	-Select- 		-Select- 	
-Select- 	-Select- 		-Select- 	
-Select- 	-Select- 		-Select- 	
-Select- 	-Select- 		-Select- 	
-Select- 	-Select- 		-Select- 	

Check Data

[Return to Deer List](#) [Return to Menu](#)

# Adding fawns to your facility

Data for New Fawns, to Facility ID 2811 [TX Breeder Facility]

Species:	Unique Number:	Breeder's Deer ID:	Sex:	Estimated Birthdate: mm/yyyy or mm/dd/yyyy
White-Tailed Deer	S019	White 25	Female (Doe)	6/25/2010
White-Tailed Deer	S024	White 26	Female (Doe)	6/28/2010
White-Tailed Deer	S025	White 27	Male (Buck)	7/1/2010
-Select-	-Select-		-Select-	
-Select-	-Select-		-Select-	
-Select-	-Select-		-Select-	
-Select-	-Select-		-Select-	
-Select-	-Select-		-Select-	
-Select-	-Select-		-Select-	
-Select-	-Select-		-Select-	

- ❑ Unique Numbers that have not been used will be listed in the drop-down.
- ❑ Type in Breeder's ID
- ❑ Select Sex of fawn
- ❑ Add birth date
- ❑ Click Check Data then Add Fawn to Selected Facility

# Adding fawns to your facility

Deer Breeder Login Menu

## Add New Born Fawns Facility ID 2811 [TX Breeder Facility]

The permitted TX breeding facilities for ODBS Testing are displayed in the drop down box below. Select a facility from the drop down box and press "Refresh" button. Enter data for upto ten new fawns and press the "Check Data" button. If the data is acceptable, you can then press the "Add Fawns to Facility" button to add fawns to the selected facility.

<b>Permitted TX Breeder Facilities:</b>	ID = 2811, Name = TPWD Special, Permit Number = 0908031515290061, Location = Travis County <input type="checkbox"/>	<input type="button" value="Refresh"/>
-----------------------------------------	---------------------------------------------------------------------------------------------------------------------	----------------------------------------

### New Fawns Recently Added to TX Breeder Facility ID #2811:

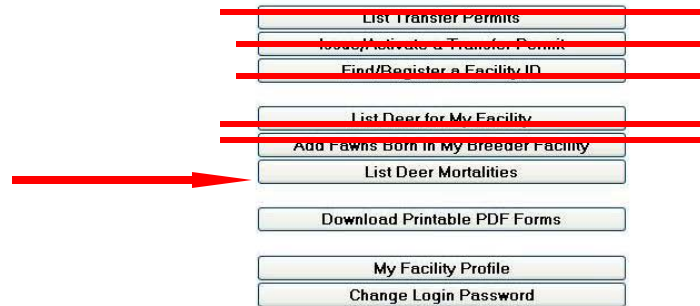
Species TPWD Unique No.	Breeder's Deer ID	Sex	Estimated Birthdate	How Added Date Added	Entered Date
White-tailed Deer <input checked="" type="radio"/> S019	White 25	Doe	Jun 25, 2010	Birth Jun 25, 2010	Jul 28 2010 08:22:38:417AM
White-tailed Deer <input type="radio"/> S024	White 26	Doe	Jun 28, 2010	Birth Jun 28, 2010	Jul 28 2010 08:22:38:620AM
White-tailed Deer <input type="radio"/> S025	White 27	Buck	Jul 1, 2010	Birth Jul 1, 2010	Jul 28 2010 08:22:38:820AM

**DELETE a new fawn from the facility:** select the fawn (left most table column) and press the "Delete Selected Fawn from List" button.

# Main Menu

[Home](#) [Deer Breeder Login](#)

## Texas Online Deer Breeder System Menu



### Messages and Menu Selections:

You have 8 Transfer Permits that are overdue. If you have faxed the completed Transfer Permits to LE, ignore this message. Otherwise you need to complete them as soon as possible.

List Transfer Permits - You can get a list of all your incomplete Transfer Permits. From that list you can add or edit the list of deer for a permit, print an existing Transfer Permit, or complete the transaction.

Issue/Activate a Transfer Permit - You must obtain and activate a Transfer Permit before you can transport pen-raised White-tailed or Mule Deer. This button allows you to activate and print an active Transfer Permit. Texas Parks and Wildlife Law Enforcement will be immediately notified of your plan to transport pen-raised deer.

Find/Register a Facility ID - This page will use a customer's name and Drivers License number to find an existing Facility ID if the customer has one. If none exists then you can create a non-breeder facility for this customer. Non-breeder facilities include: release sites, DMP (Deer Management Permit) sites, medical facilities, and nursing facilities.

List Deer for My Facility - This page will allow you to select one of your facilities and list the deer for that facility. It will allow you to enter mortalities for deer in your facility, to see deer that you have transferred to temporary facilities, and to assign unique numbers to deer without assigned numbers.

Add Fawns Born in My Breeder Facility - This page will allow you to select one of your breeder facilities and add new fawns to that facility.

List Deer Mortalities - This page will allow you to select one of your facilities and list the deer mortalities for that facility. It will allow you to see all eligible and ineligible deaths with and without CWD testing.

Download Printable PDF Forms - This page will give you access to printable blank Deer Breeder forms such as Transfer Permits.

My Facility Profile - This page displays facility profile information for all of your registered facilities. It will allow you to see the movement qualification status and the total deer allowed for each of your facilities.

# List Deer Mortalities

The registered facilities for ODBS Testing are displayed below. Select a facility and "Deer to display" then press "Refresh." TPWD users can also enter a Facility ID and then press "Search" to get the deer mortality data for any deer breeder facility.

Registered Facilities (The deer tables will only contain deer mortalities from the selected facility):

ID	Name	Types	Location
<input checked="" type="radio"/> 2811	TPWD Special	TX Breeder Facility Release Site DMP Site Nursing Facility Medical Facility	Travis County
<input type="radio"/> 3531	TPWD Special II	TX Breeder Facility Release Site DMP Site Nursing Facility Medical Facility	Travis County
<input type="radio"/> 3750	TPWD Special III	Release Site	Travis County
<input type="radio"/> 3879	TPWD Special IV	Release Site	Travis County

Search Facility:

Deer to display:  All deer mortalities for the facility  All deer mortalities since

Sort sequence: Species, UniqueNumber, DateAdded

There are no Eligible Mortalities (with CWD test results) to display for the selected facility.

All eligible deaths without CWD test results.

Results: 7 Non-tested Eligible Mortalities

Species	Unique Number	Breeder's ID	Sex	Date at Death	Age at Death	Date Tested	Test Result
WT	CTF5	White 10	Doe	01/16/2009	A-32 months	n/a	n/a
WT	S001	Blue 26	Doe	03/10/2010	A-22 months	n/a	n/a
WT	S004	1	Doe	07/07/2009	A-48 months	n/a	n/a
WT	S005	2	Buck	06/01/2009	A-35 months	n/a	n/a
WT	S006	3	Doe	05/20/2009	A-22 months	n/a	n/a
WT	S007	4	Doe	07/01/2009	A-24 months	n/a	n/a
WT	S008	5	Buck	12/14/2009	A-29 months	n/a	n/a

# List Deer Mortalities

All eligible deaths without CWD test results.

Results: 7 Non-tested Eligible Mortalities

Species	Unique Number	Breeder's ID	Sex	Date at Death	Age at Death	Date Tested	Test Result
WT	CTF5	White 10	Doe	01/16/2009	A-32 months	n/a	n/a
WT	S001	Blue 26	Doe	03/10/2010	A-22 months	n/a	n/a
WT	S004	1	Doe	07/07/2009	A-48 months	n/a	n/a
WT	S005	2	Buck	06/01/2009	A-35 months	n/a	n/a
WT	S006	3	Doe	05/20/2009	A-22 months	n/a	n/a
WT	S007	4	Doe	07/01/2009	A-24 months	n/a	n/a
WT	S008	5	Buck	12/14/2009	A-29 months	n/a	n/a

All ineligible deaths.

Results: 6 Ineligible Mortalities

Species	Unique Number	Breeder's ID	Sex	Date at Death	Age at Death	Date Tested	Test Result
MD	GCVL	White 12	Doe	03/10/2010	F	n/a	n/a
WT	GCV8		Doe	12/01/2009	F	n/a	n/a
WT	GRL		Doe	01/14/2009	F	n/a	n/a
WT	S002	Blue 27	Buck	01/14/2009	F	n/a	n/a
WT	S015		Doe	10/23/2010	A-15 months	n/a	n/a
WT	S018		Doe	10/23/2009	A-15 months	n/a	n/a

[Refresh](#)

[Return to Menu](#)

#### Information and Error messages:

##### CWD Testing

Per Texas Administrative Code 65.604, a facility is movement qualified if no CWD test results of 'detected' have been returned from an accredited test facility for a breeder deer submitted from the facility or at least one of the following criteria is satisfied:

- (1) the facility is certified by the Texas Animal Health Commission (TAHC) as having a CWD Monitored Herd Status of Level A or higher;
- (2) less than five eligible breeder deer mortalities have occurred within the facility as of May 23, 2006; or
- (3) CWD test results of 'not detected' have been returned from an accredited test facility on a minimum of 20% of all eligible breeder deer mortalities occurring within the facility as of May 23, 2006.

For questions or additional information, call (512) 389-4585

##### Deer to Display

This determines which deer mortalities are displayed in the tables. If your last annual report has not been processed by the Wildlife Permitting Staff, the list may not be up-to-date.

# Main Menu

[Home](#) [Deer Breeder Login](#)

## Texas Online Deer Breeder System Menu

~~List Transfer Permits~~

~~Issue/Activate a Transfer Permit~~

~~Find/Register a Facility ID~~

~~List Deer for My Facility~~

~~Add Fawns Born in My Breeder Facility~~

~~List Deer Mortalities~~

Download Printable PDF Forms

My Facility Profile

Change Login Password

### Messages and Menu Selections:

You have 8 Transfer Permits that are overdue. If you have faxed the completed Transfer Permits to LE, ignore this message. Otherwise you need to complete them as soon as possible.

List Transfer Permits - You can get a list of all your incomplete Transfer Permits. From that list you can add or edit the list of deer for a permit, print an existing Transfer Permit, or complete the transaction.

Issue/Activate a Transfer Permit - You must obtain and activate a Transfer Permit before you can transport pen-raised White-tailed or Mule Deer. This button allows you to activate and print an active Transfer Permit. Texas Parks and Wildlife Law Enforcement will be immediately notified of your plan to transport pen-raised deer.

Find/Register a Facility ID - This page will use a customer's name and Drivers License number to find an existing Facility ID if the customer has one. If none exists then you can create a non-breeder facility for this customer. Non-breeder facilities include: release sites, DMP (Deer Management Permit) sites, medical facilities, and nursing facilities.

List Deer for My Facility - This page will allow you to select one of your facilities and list the deer for that facility. It will allow you to enter mortalities for deer in your facility, to see deer that you have transferred to temporary facilities, and to assign unique numbers to deer without assigned numbers.

Add Fawns Born in My Breeder Facility - This page will allow you to select one of your breeder facilities and add new fawns to that facility.

List Deer Mortalities - This page will allow you to select one of your facilities and list the deer mortalities for that facility. It will allow you to see all eligible and ineligible deaths with and without CWD testing.

Download Printable PDF Forms - This page will give you access to printable blank Deer Breeder forms such as Transfer Permits.

My Facility Profile - This page displays facility profile information for all of your registered facilities. It will allow you to see the movement qualification status and the total deer allowed for each of your facilities.

# My Facility Profile

## Facility 1

Facility Name:	TPWD Special	Facility ID:	2811
Facility Address:	5 mi SE of Austin on 71	Number of Pens:	1
Address Line 2:		Acres:	8
City, State Zip:	Austin, TX 78744	Permit Number:	0908031515290061
County:	Travis	Permit Status:	Current
Nearest Town:		White-Tailed Deer Allowed:	150
Direction:	SE Miles: 5	Mule Deer Allowed:	10
On Hwy/Rd:	71	Movement Qualified Status:	Movement Qualified

## Facility 2

Facility Name:	TPWD Special II	Facility ID:	3531
Facility Address:		Number of Pens:	
Address Line 2:		Acres:	
City, State Zip:	Austin, TX	Permit Number:	1003161053180800
County:	Travis	Permit Status:	Current
Nearest Town:		White-Tailed Deer Allowed:	50
Direction:	Miles:	Mule Deer Allowed:	50
On Hwy/Rd:		Movement Qualified Status:	Movement Qualified

# Deer Breeder Program Staff

---

If you have problems registering or using the online system, please contact

Amber Andel

512-389-4585

[amber.andel@tpwd.state.tx.us](mailto:amber.andel@tpwd.state.tx.us)

Or you may contact the Deer Breeder Staff member that is working on your most recent renewal

If your last name begins with A-Ly, please contact

Laura Sherrod

512-389-4396

[laura.sherrod@tpwd.state.tx.us](mailto:laura.sherrod@tpwd.state.tx.us)

If your last name begins with M, please contact

Harmony Garcia

512-389-8212

[harmony.garcia@tpwd.state.tx.us](mailto:harmony.garcia@tpwd.state.tx.us)

If your last name begins with Na-Z, please contact

Amber Andel

512-389-4585

[amber.andel@tpwd.state.tx.us](mailto:amber.andel@tpwd.state.tx.us)